

# Ogden City Redevelopment Agency Fiscal Year 2013-2014 Adopted Budget



# OGDEN CITY REDEVELOPMENT AGENCY

State of Utah

**Summary and Narrative  
Of Line Item**

**BUDGET**

**FISCAL YEAR  
2013-2014**

The Line Item Budget may be reviewed in the Ogden City Recorder's Office  
or in the Comptroller Division's Office during normal business hours.

**Board Members**

Bart E. Blair, Chairman  
Neil K. Garner, Vice-Chairman  
Caitlin K. Gochnour  
Richard Hyer  
Doug Stephens  
Susan Van Hooser  
Amy L. Wicks

**Executive Director**

Michael P. Caldwell

# TABLE OF CONTENTS

## ADOPTED BUDGET 2013-2014

Resolution Adopting Budget.....	1
Council's Changes to Tentative Budget (Schedule A) .....	2
Intent Statement for Fiscal Year 2014 .....	4
Summary Charts:	
Sources of Funding .....	6
Departmental Expenditures.....	6
Revenue Summary .....	7
Schedule of Appropriations .....	11
Program Summary .....	15
<b>Ogden Redevelopment Agency</b>	
Summary of Revenues and Expenditures .....	21
Revenue Sources .....	22
Expenditure Detail .....	23
<b>Fairmont District</b>	
Summary of Revenues and Expenditures .....	28
Revenue Sources .....	29
Expenditure Detail .....	30
<b>CBD Mall District</b>	
Summary of Revenues and Expenditures .....	33
Revenue Sources .....	34
Expenditure Detail .....	35
<b>South CBD District</b>	
Summary of Revenues and Expenditures .....	38
Revenue Sources .....	39
Expenditure Detail .....	40
<b>Lincoln District</b>	
Summary of Revenues and Expenditures .....	43
Revenue Sources .....	44
Expenditure Detail .....	45

## **Table of Contents (continued)**

### **Washington Boulevard District**

Summary of Revenues and Expenditures .....	48
Revenue Sources .....	49
Expenditure Detail .....	50

### **Lester Park District**

Summary of Revenues and Expenditures .....	53
Revenue Sources .....	54
Expenditure Detail .....	55

### **Golden Links District**

Summary of Revenues and Expenditures .....	58
Revenue Sources .....	59
Expenditure Detail .....	60

### **Park Boulevard District**

Summary of Revenues and Expenditures .....	63
Revenue Sources .....	64
Expenditure Detail .....	65

### **25<sup>th</sup> Street District**

Summary of Revenues and Expenditures .....	68
Revenue Sources .....	69
Expenditure Detail .....	70

### **St. Benedict's District**

Summary of Revenues and Expenditures .....	73
Revenue Sources .....	74
Expenditure Detail .....	75

### **Union Gardens District**

Summary of Revenues and Expenditures .....	78
Revenue Sources .....	79
Expenditure Detail .....	80

### **12<sup>th</sup> Street District**

Summary of Revenues and Expenditures .....	83
Revenue Sources .....	84
Expenditure Detail .....	85

## **Table of Contents (continued)**

### **DDO Tax Increment District**

Summary of Revenues and Expenditures .....	88
Revenue Sources .....	89
Expenditure Detail .....	90

### **American Can**

Summary of Revenues and Expenditures .....	95
Revenue Sources .....	96
Expenditure Detail .....	97

### **Wall Avenue**

Summary of Revenues and Expenditures .....	100
Revenue Sources .....	101
Expenditure Detail .....	102

### **West 12th**

Summary of Revenues and Expenditures .....	105
Revenue Sources .....	106
Expenditure Detail .....	107

### **Hinckley Drive**

Summary of Revenues and Expenditures .....	110
Revenue Sources .....	111
Expenditure Detail .....	112

### **Ogden River Redevelopment Project Area**

Summary of Revenues and Expenditures .....	115
Revenue Sources .....	116
Expenditure Detail .....	117

### **Hinckley Airport**

Summary of Revenues and Expenditures .....	120
Revenue Sources .....	121
Expenditure Detail .....	122

### **South Wall Economic Development Area**

Summary of Revenues and Expenditures .....	125
Revenue Sources .....	126
Expenditure Detail .....	127

RESOLUTION NO. 2013-12

**RESOLUTION OF THE BOARD OF DIRECTORS OF THE OGDEN CITY REDEVELOPMENT AGENCY ADOPTING THE ANNUAL BUDGET FOR FISCAL YEAR 2013-2014 AS REQUIRED BY SECTION 17C-1-601, UTAH CODE ANNOTATED, 1953.**

**WHEREAS**, the Board of Directors of the Ogden City Redevelopment Agency has caused an annual budget to be prepared for the Fiscal Year 2013-2014; and

**WHEREAS**, it is required by Section 17C-1-601, Utah Code Annotated, 1953, as amended, that each redevelopment agency prepare and adopt an annual budget for each fiscal year; and

**WHEREAS**, the Ogden City Redevelopment Agency has adhered to appropriate public hearing requirements as required by law.


**NOW, THEREFORE, BE IT RESOLVED** by the Board of Directors of the Ogden City Redevelopment Agency that the budget for FY 2013-2014 be approved, adopted and made part of this resolution as Attachment "A" subject to changes set forth in Schedule "A", which is incorporated herein by reference.


**PASSED AND ADOPTED** by the Board of Directors of the Ogden City Redevelopment Agency this 4th day of June, 2013.



Chair

**ATTEST:**

  
Tracy Hansen  
Ogden City Recorder



APPROVED AS TO FORM: 

LEGAL DATE

## Schedule A

### Changes to the Tentative FY2014 RDA Budget

1. ***Ogden Redevelopment Agency Administration.*** Increase of revenues and expenditures totaling \$11,000
2. ***Fairmont RDA Project Area.*** Decrease of revenues and expenditures totaling \$1,000.
3. ***CBD RDA Project Area.*** Increase of revenues and expenditures totaling \$165,575.
4. ***South Wall EDA Project Area.*** Increase of revenues and expenditures totaling \$30,289.

**Adjustments to the FY 2014 Tentative RDA Budget  
Creating the FY 2014 RDA Final Budget  
SCHEDULE "A-1"**

	<u>Revenue Budget</u>	<u>Expenditure Budget</u>
<b>OGDEN REDEVELOPMENT AGENCY</b>		
<b>Tentative Budget</b>	<b>\$1,310,000</b>	<b>\$1,310,000</b>
Other Financing Sources	\$ 11,000	
RDA		\$ 11,000
<b>Final Budget - Ogden Redevelopment Agency</b>	<b>\$ 1,321,000</b>	<b>\$ 1,321,000</b>

	<u>Revenue Budget</u>	<u>Expenditure Budget</u>
<b>FAIRMONT TAX INC. DIST.</b>		
<b>Tentative Budget</b>	<b>\$1,503,500</b>	<b>\$1,503,500</b>
Miscellaneous	\$ (1,000)	
Community & Economic Development		\$ (1,000)
<b>Final Budget - Fairmont Tax Inc. Dist.</b>	<b>\$ 1,502,500</b>	<b>\$ 1,502,500</b>

	<u>Revenue Budget</u>	<u>Expenditure Budget</u>
<b>CBD MALL TAX INC. DIST.</b>		
<b>Tentative Budget</b>	<b>\$4,903,125</b>	<b>\$4,903,125</b>
Other Financing Sources	\$ 165,575	
Community & Economic Development		\$ 165,575
<b>Final Budget - CBD Mall Tax Inc. Dist.</b>	<b>\$ 5,068,700</b>	<b>\$ 5,068,700</b>

	<u>Revenue Budget</u>	<u>Expenditure Budget</u>
<b>SOUTH WALL EDA</b>		
<b>Tentative Budget</b>	<b>\$0</b>	<b>\$0</b>
Taxes	\$ 30,289	
Community & Economic Development		\$ 30,289
<b>Final Budget - South Wall EDA</b>	<b>\$ 30,289</b>	<b>\$ 30,289</b>

	<u>Budget</u>	<u>Budget</u>
<b>ALL DISTRICTS</b>		
<b>TENTATIVE BUDGET</b>	<b>\$22,331,475</b>	<b>\$22,331,475</b>
Adjustments	\$ 205,864	\$ 205,864
<b>Final Budget - All Districts</b>	<b>\$ 22,537,339</b>	<b>\$ 22,537,339</b>



## REDEVELOPMENT AGENCY BOARD INTENT STATEMENTS FOR FISCAL YEAR 2013

---

1. **Reports.** It is the intent of the Board to receive monthly, quarterly, annual and periodic reports as defined by the Board. The reports include: quarterly project budget reports for major projects, quarterly reports regarding the status and progress for all open RDA projects, quarterly reports regarding the finances of the RDA, an annual report at the Annual Meeting in January regarding accomplishments, finances, budget and performance as defined by agreed upon ratios, and other periodic reports as requested.

The details of the project budget reports, as well as the frequency (monthly, quarterly, annually, etc.) will depend on the complexity of the specific project. The details and reporting frequency are determined by the Board with input from the Administration. The basic report should include the approved sources and proposed uses of funds to be expended (RDA and City).

The quarterly reports regarding the status and progress for all open RDA projects are to include only

information that update the board regarding progress or challenges for the past quarter. The first time a project appears in the report, additional background information should be provided pertaining to the steps leading up to the establishment of the project.

2. **Project Budgets.** It is the intent of the Board to establish project budgets via budget openings for major projects when a project becomes “official”, e.g. the development agreement is signed. Once project budgets are appropriated within the RDA budget, the balances will be carried forward each year. The carry-forward budget opening is to be processed as soon as possible after year-end close out to allow the funds to be expended as appropriate.

3. **Financial Tracking of RDA Areas and Projects.** It is the intent of the Board to monitor the financial progress of each major RDA project within each RDA Area. The Administration has agreed to provide the Board with updated information regarding each Area and Project within each Area. Reports will be submitted every April 1<sup>st</sup> and October 1<sup>st</sup>.

As previously agreed, the Administration will provide

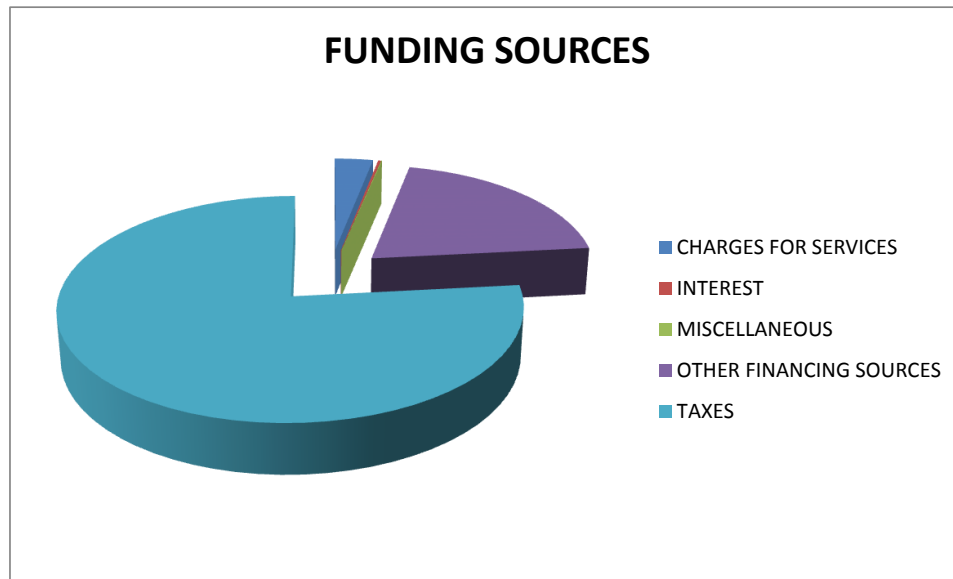
information regarding all new projects as such projects are proposed.

# OGDEN REDEVELOPMENT AGENCY

## 2013- 2014 BUDGET

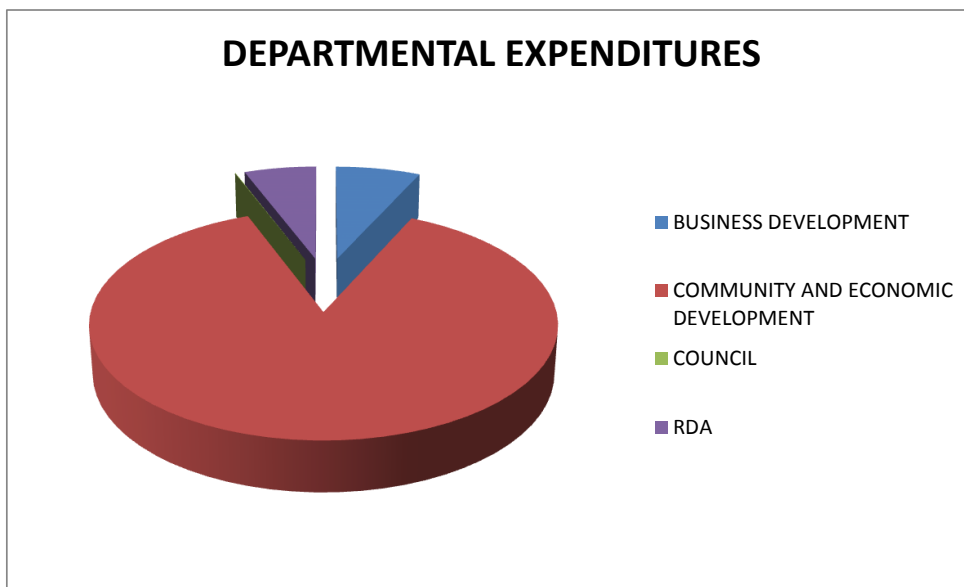
### FUNDING SOURCES

CHARGES FOR SERVICES	694,800	3.08%
INTEREST	46,250	0.21%
MISCELLANEOUS	15,000	0.07%
OTHER FINANCING SOURCES	4,509,900	20.01%
TAXES	17,271,400	76.63%
	<b>22,537,350</b>	<b>100%</b>



### DEPARTMENTAL EXPENDITURES

BUSINESS DEVELOPMENT	1,540,700	6.84%
COMMUNITY AND ECONOMIC DEVELOPMENT	19,675,650	87.30%
COUNCIL	10,000	0.04%
RDA	1,311,000	5.82%
	<b>22,537,350</b>	<b>100%</b>

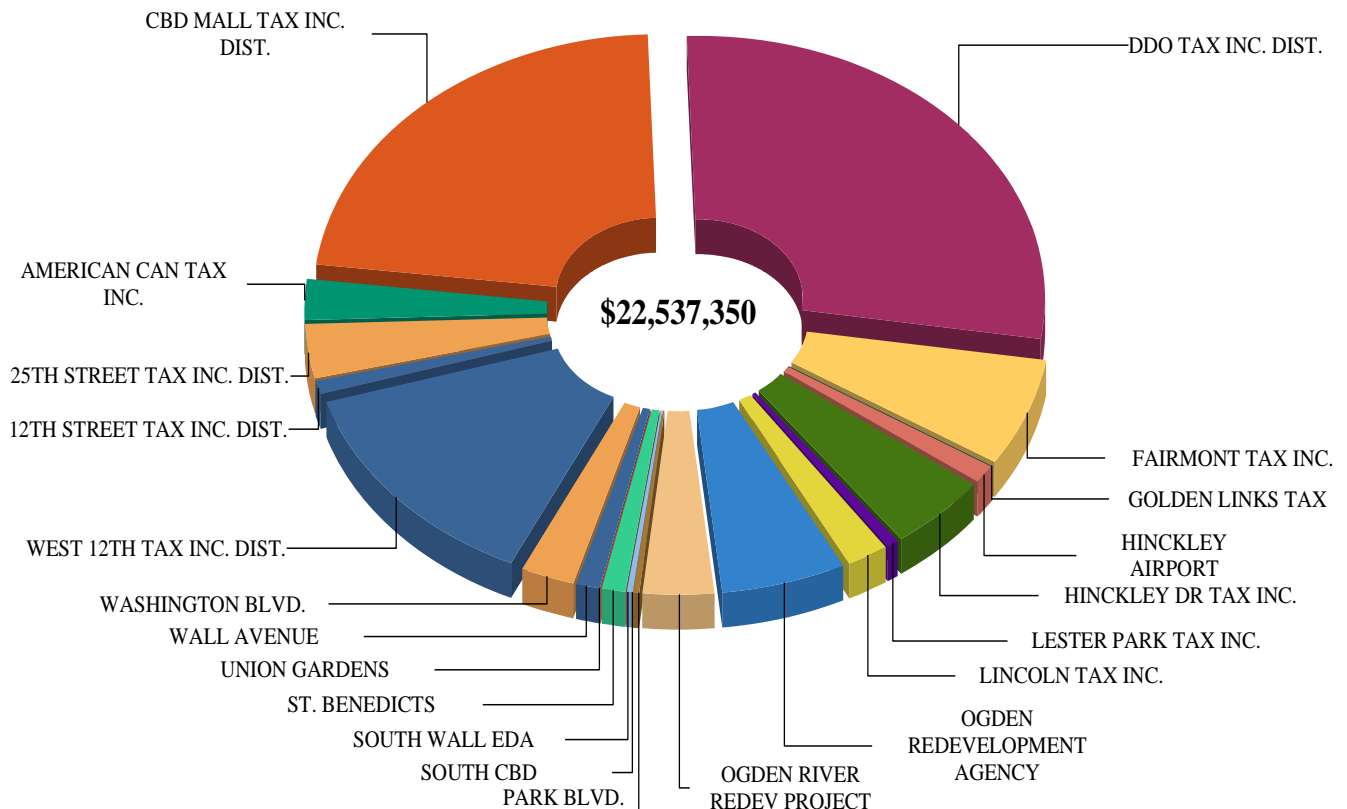


# OGDEN REDEVELOPMENT AGENCY

2013- 2014 BUDGET

## REVENUE SUMMARY

12TH STREET TAX INC. DIST.	160,500	0.71%
25TH STREET TAX INC. DIST.	752,000	3.34%
AMERICAN CAN TAX INC. DIST.	605,000	2.68%
CBD MALL TAX INC. DIST.	5,068,700	22.49%
DDO TAX INC. DIST.	6,310,000	28.00%
FAIRMONT TAX INC. DIST.	1,502,500	6.67%
GOLDEN LINKS TAX INC. DIST.	2,200	0.01%
HINCKLEY AIRPORT	266,000	1.18%
HINCKLEY DR TAX INC. DIST.	1,040,000	4.61%
LESTER PARK TAX INC. DIST.	132,500	0.59%
LINCOLN TAX INC. DIST.	435,200	1.93%
OGDEN REDEVELOPMENT AGENCY	1,321,000	5.86%
OGDEN RIVER REDEV PROJECT AREA	720,000	3.19%
PARK BLVD. TAX INC. DIST.	65,100	0.29%
SOUTH CBD TAX INC. DIST.	57,250	0.25%
SOUTH WALL ECONOMIC DEV AREA	30,300	0.13%
ST. BENEDICTS TAX INC. DIST.	250,500	1.11%
UNION GARDENS TAX INC. DIST.	20,100	0.09%
WALL AVENUE TAX INC. DIST.	242,500	1.08%
WASHINGTON BLVD. TAX INC. DIST.	551,000	2.44%
WEST 12TH TAX INC. DIST.	3,005,000	13.33%
	<u>22,537,350</u>	<u>100%</u>



**OGDEN REDEVELOPMENT AGENCY**  
2013-2014 BUDGET

**REVENUE SUMMARY REPORT**

	<b>2012 ACTUAL</b>	<b>2013 ADOPTED</b>	<b>2014 BUDGET</b>
<b>OGDEN REDEVELOPMENT AGENCY</b>			
INTEREST	6,689	0	0
MISCELLANEOUS	15,000	15,000	15,000
OTHER FINANCING SOURCES	1,624,107	1,295,000	1,306,000
	<b>1,645,796</b>	<b>1,310,000</b>	<b>1,321,000</b>
<b>FAIRMONT TAX INC. DIST.</b>			
INTEREST	2,345	5,000	2,500
MISCELLANEOUS	0	1,000	0
TAXES	1,218,235	1,250,000	1,500,000
	<b>1,220,580</b>	<b>1,256,000</b>	<b>1,502,500</b>
<b>CBD MALL TAX INC. DIST.</b>			
CHARGES FOR SERVICES	695,814	694,800	694,800
INTEREST	24,133	1,000	10,000
MISCELLANEOUS	19,195	0	0
OTHER FINANCING SOURCES	2,552,990	2,448,325	2,613,900
TAXES	1,175,350	1,500,000	1,750,000
	<b>4,467,482</b>	<b>4,644,125</b>	<b>5,068,700</b>
<b>SOUTH CBD TAX INC. DIST.</b>			
INTEREST	51	250	250
TAXES	27,851	57,000	57,000
	<b>27,903</b>	<b>57,250</b>	<b>57,250</b>
<b>LINCOLN TAX INC. DIST.</b>			
INTEREST	2,002	200	200
MISCELLANEOUS	243,534	0	0
TAXES	202,524	435,000	435,000
	<b>448,060</b>	<b>435,200</b>	<b>435,200</b>
<b>WASHINGTON BLVD. TAX INC. DIST.</b>			
INTEREST	797	1,000	1,000
TAXES	475,817	500,000	550,000
	<b>476,614</b>	<b>501,000</b>	<b>551,000</b>
<b>LESTER PARK TAX INC. DIST.</b>			
INTEREST	167	500	500
TAXES	91,420	132,000	132,000
	<b>91,588</b>	<b>132,500</b>	<b>132,500</b>

OGDEN REDEVELOPMENT AGENCY  
2013-2014 BUDGET

**REVENUE SUMMARY REPORT**

	2012 ACTUAL	2013 ADOPTED	2014 BUDGET
<b>GOLDEN LINKS TAX INC. DIST.</b>			
INTEREST	2	750	100
TAXES	730	2,100	2,100
	<b>732</b>	<b>2,850</b>	<b>2,200</b>
<b>PARK BLVD. TAX INC. DIST.</b>			
INTEREST	74	100	100
TAXES	42,369	55,000	65,000
	<b>42,443</b>	<b>55,100</b>	<b>65,100</b>
<b>25TH STREET TAX INC. DIST.</b>			
INTEREST	1,103	2,000	2,000
TAXES	658,463	750,000	750,000
	<b>659,566</b>	<b>752,000</b>	<b>752,000</b>
<b>ST. BENEDICTS TAX INC. DIST.</b>			
INTEREST	374	850	500
TAXES	215,640	225,000	250,000
	<b>216,014</b>	<b>225,850</b>	<b>250,500</b>
<b>UNION GARDENS TAX INC. DIST.</b>			
INTEREST	27	100	100
TAXES	15,467	15,000	20,000
	<b>15,494</b>	<b>15,100</b>	<b>20,100</b>
<b>12TH STREET TAX INC. DIST.</b>			
INTEREST	228	750	500
TAXES	130,046	160,000	160,000
	<b>130,274</b>	<b>160,750</b>	<b>160,500</b>
<b>DDO TAX INC. DIST.</b>			
INTEREST	47,371	10,000	10,000
OTHER FINANCING SOURCES	5,375,000	0	0
TAXES	4,646,956	6,100,000	6,300,000
	<b>10,069,328</b>	<b>6,110,000</b>	<b>6,310,000</b>
<b>AMERICAN CAN TAX INC. DIST.</b>			
INTEREST	6,960	5,000	5,000
TAXES	481,134	550,000	600,000
	<b>488,094</b>	<b>555,000</b>	<b>605,000</b>

**OGDEN REDEVELOPMENT AGENCY**  
2013-2014 BUDGET

**REVENUE SUMMARY REPORT**

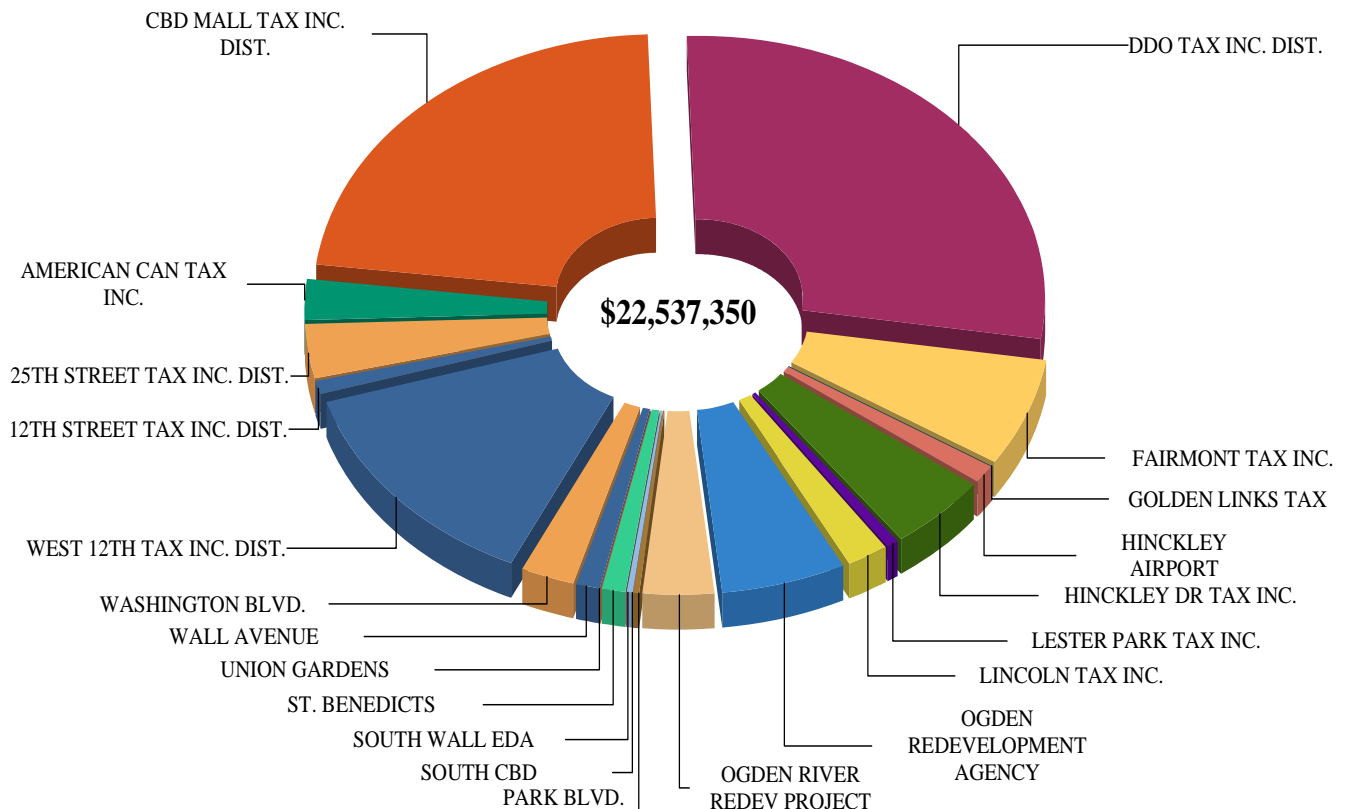
	<b>2012 ACTUAL</b>	<b>2013 ADOPTED</b>	<b>2014 BUDGET</b>
<b>WALL AVENUE TAX INC. DIST.</b>			
INTEREST	1,655	2,500	2,500
TAXES	157,025	240,000	240,000
	<b>158,680</b>	<b>242,500</b>	<b>242,500</b>
<b>WEST 12TH TAX INC. DIST.</b>			
INTEREST	4,162	5,000	5,000
TAXES	1,537,258	3,000,000	3,000,000
	<b>1,541,420</b>	<b>3,005,000</b>	<b>3,005,000</b>
<b>HINCKLEY DR TAX INC. DIST.</b>			
INTEREST	2,115	5,000	5,000
TAXES	523,062	1,030,000	1,035,000
	<b>525,177</b>	<b>1,035,000</b>	<b>1,040,000</b>
<b>OGDEN RIVER REDEV PROJECT AREA</b>			
INTEREST	810	0	0
OTHER FINANCING SOURCES	549,107	579,000	590,000
TAXES	47,054	130,000	130,000
	<b>596,971</b>	<b>709,000</b>	<b>720,000</b>
<b>HINCKLEY AIRPORT</b>			
INTEREST	568	1,000	1,000
TAXES	192,882	265,000	265,000
	<b>193,450</b>	<b>266,000</b>	<b>266,000</b>
<b>SOUTH WALL ECONOMIC DEV AREA</b>			
INTEREST	0	0	0
TAXES	0	0	30,300
	<b>0</b>	<b>0</b>	<b>30,300</b>
<b>GRAND TOTAL:</b>	<b>23,015,664</b>	<b>21,470,225</b>	<b>22,537,350</b>

# OGDEN REDEVELOPMENT AGENCY

2013- 2014 BUDGET

## APPROPRIATIONS BY FUND

12TH STREET TAX INC. DIST.	160,500	0.71%
25TH STREET TAX INC. DIST.	752,000	3.34%
AMERICAN CAN TAX INC. DIST.	605,000	2.68%
CBD MALL TAX INC. DIST.	5,068,700	22.49%
DDO TAX INC. DIST.	6,310,000	28.00%
FAIRMONT TAX INC. DIST.	1,502,500	6.67%
GOLDEN LINKS TAX INC. DIST.	2,200	0.01%
HINCKLEY AIRPORT	266,000	1.18%
HINCKLEY DR TAX INC. DIST.	1,040,000	4.61%
LESTER PARK TAX INC. DIST.	132,500	0.59%
LINCOLN TAX INC. DIST.	435,200	1.93%
OGDEN REDEVELOPMENT AGENCY	1,321,000	5.86%
OGDEN RIVER REDEV PROJECT AREA	720,000	3.19%
PARK BLVD. TAX INC. DIST.	65,100	0.29%
SOUTH CBD TAX INC. DIST.	57,250	0.25%
SOUTH WALL ECONOMIC DEV AREA	30,300	0.13%
ST. BENEDICTS TAX INC. DIST.	250,500	1.11%
UNION GARDENS TAX INC. DIST.	20,100	0.09%
WALL AVENUE TAX INC. DIST.	242,500	1.08%
WASHINGTON BLVD. TAX INC. DIST.	551,000	2.44%
WEST 12TH TAX INC. DIST.	3,005,000	13.33%
	<u>22,537,350</u>	<u>100%</u>





**OGDEN REDEVELOPMENT AGENCY**  
2013-2014 BUDGET

**APPROPRIATIONS BY FUND REPORT**

	<b>2012 ACTUAL</b>	<b>2013 ADOPTED</b>	<b>2014 BUDGET</b>
<b>OGDEN REDEVELOPMENT AGENCY</b>			
COUNCIL	0	10,000	10,000
RDA	1,293,878	1,300,000	1,311,000
	<b>1,293,878</b>	<b>1,310,000</b>	<b>1,321,000</b>
<b>FAIRMONT TAX INC. DIST.</b>			
COMMUNITY AND ECONOMIC DEVELOPMENT	1,226,313	1,256,000	1,502,500
	<b>1,226,313</b>	<b>1,256,000</b>	<b>1,502,500</b>
<b>CBD MALL TAX INC. DIST.</b>			
COMMUNITY AND ECONOMIC DEVELOPMENT	4,402,484	4,644,125	5,068,700
	<b>4,402,484</b>	<b>4,644,125</b>	<b>5,068,700</b>
<b>SOUTH CBD TAX INC. DIST.</b>			
COMMUNITY AND ECONOMIC DEVELOPMENT	27,903	57,250	57,250
	<b>27,903</b>	<b>57,250</b>	<b>57,250</b>
<b>LINCOLN TAX INC. DIST.</b>			
COMMUNITY AND ECONOMIC DEVELOPMENT	442,508	435,200	435,200
	<b>442,508</b>	<b>435,200</b>	<b>435,200</b>
<b>WASHINGTON BLVD. TAX INC. DIST.</b>			
COMMUNITY AND ECONOMIC DEVELOPMENT	476,614	501,000	551,000
	<b>476,614</b>	<b>501,000</b>	<b>551,000</b>
<b>LESTER PARK TAX INC. DIST.</b>			
COMMUNITY AND ECONOMIC DEVELOPMENT	91,587	132,500	132,500
	<b>91,587</b>	<b>132,500</b>	<b>132,500</b>
<b>GOLDEN LINKS TAX INC. DIST.</b>			
COMMUNITY AND ECONOMIC DEVELOPMENT	732	2,850	2,200
	<b>732</b>	<b>2,850</b>	<b>2,200</b>
<b>PARK BLVD. TAX INC. DIST.</b>			
COMMUNITY AND ECONOMIC DEVELOPMENT	42,442	55,100	65,100
	<b>42,442</b>	<b>55,100</b>	<b>65,100</b>

OGDEN REDEVELOPMENT AGENCY  
2013-2014 BUDGET

**APPROPRIATIONS BY FUND REPORT**

	2012 ACTUAL	2013 ADOPTED	2014 BUDGET
<b>25TH STREET TAX INC. DIST.</b>			
COMMUNITY AND ECONOMIC DEVELOPMENT	662,893	752,000	752,000
	<b>662,893</b>	<b>752,000</b>	<b>752,000</b>
<b>ST. BENEDICTS TAX INC. DIST.</b>			
COMMUNITY AND ECONOMIC DEVELOPMENT	216,014	225,850	250,500
	<b>216,014</b>	<b>225,850</b>	<b>250,500</b>
<b>UNION GARDENS TAX INC. DIST.</b>			
COMMUNITY AND ECONOMIC DEVELOPMENT	15,494	15,100	20,100
	<b>15,494</b>	<b>15,100</b>	<b>20,100</b>
<b>12TH STREET TAX INC. DIST.</b>			
COMMUNITY AND ECONOMIC DEVELOPMENT	130,274	160,750	160,500
	<b>130,274</b>	<b>160,750</b>	<b>160,500</b>
<b>DDO TAX INC. DIST.</b>			
BUSINESS DEVELOPMENT	7,889,756	1,139,075	1,540,700
COMMUNITY AND ECONOMIC DEVELOPMENT	2,654,499	4,970,925	4,769,300
	<b>10,544,254</b>	<b>6,110,000</b>	<b>6,310,000</b>
<b>AMERICAN CAN TAX INC. DIST.</b>			
COMMUNITY AND ECONOMIC DEVELOPMENT	635,506	555,000	605,000
	<b>635,506</b>	<b>555,000</b>	<b>605,000</b>
<b>WALL AVENUE TAX INC. DIST.</b>			
COMMUNITY AND ECONOMIC DEVELOPMENT	101,881	242,500	242,500
	<b>101,881</b>	<b>242,500</b>	<b>242,500</b>
<b>WEST 12TH TAX INC. DIST.</b>			
COMMUNITY AND ECONOMIC DEVELOPMENT	1,816,751	3,005,000	3,005,000
	<b>1,816,751</b>	<b>3,005,000</b>	<b>3,005,000</b>
<b>HINCKLEY DR TAX INC. DIST.</b>			
COMMUNITY AND ECONOMIC DEVELOPMENT	537,146	1,035,000	1,040,000
	<b>537,146</b>	<b>1,035,000</b>	<b>1,040,000</b>

OGDEN REDEVELOPMENT AGENCY  
2013-2014 BUDGET

**APPROPRIATIONS BY FUND REPORT**

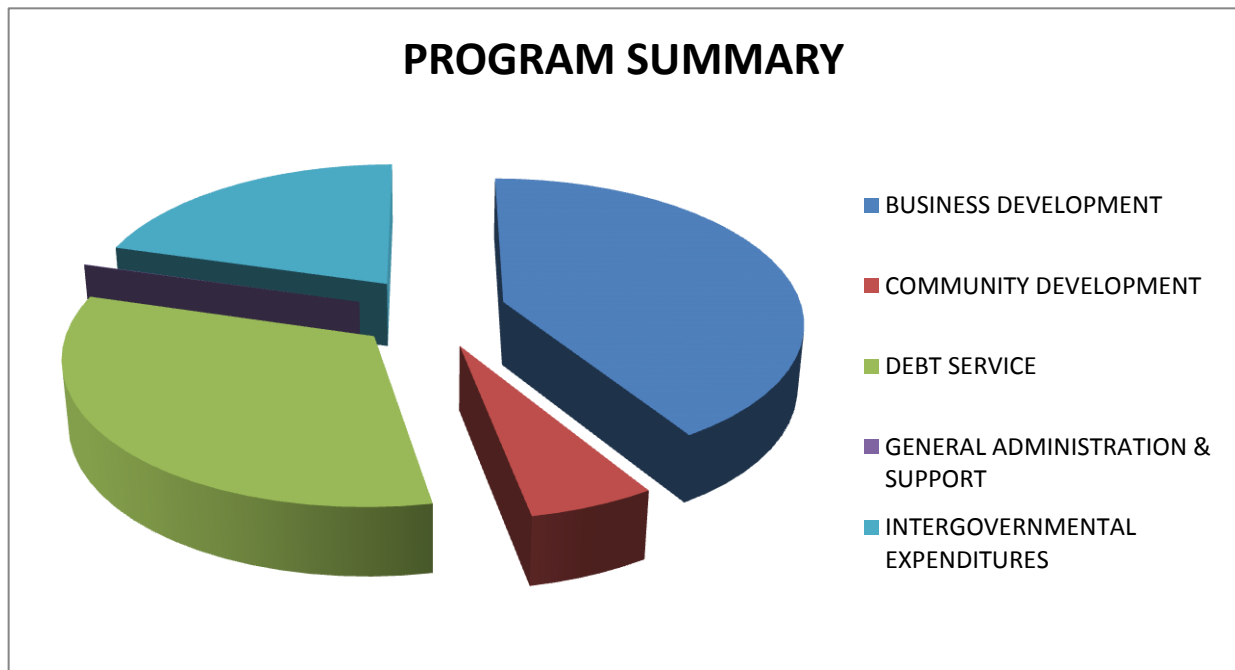
	<b>2012 ACTUAL</b>	<b>2013 ADOPTED</b>	<b>2014 BUDGET</b>
<b>OGDEN RIVER REDEV PROJECT AREA</b>			
COMMUNITY AND ECONOMIC DEVELOPMENT	1,132,519	709,000	720,000
	<b>1,132,519</b>	<b>709,000</b>	<b>720,000</b>
<b>HINCKLEY AIRPORT</b>			
COMMUNITY AND ECONOMIC DEVELOPMENT	121,965	266,000	266,000
	<b>121,965</b>	<b>266,000</b>	<b>266,000</b>
<b>SOUTH WALL ECONOMIC DEV AREA</b>			
COMMUNITY AND ECONOMIC DEVELOPMENT	0	0	30,300
	<b>0</b>	<b>0</b>	<b>30,300</b>
<b>GRAND TOTAL:</b>	<b>23,919,157</b>	<b>21,470,225</b>	<b>22,537,350</b>

# OGDEN REDEVELOPMENT AGENCY

2013- 2014 BUDGET

## PROGRAM SUMMARY

BUSINESS DEVELOPMENT	9,275,300	41.16%
COMMUNITY DEVELOPMENT	1,311,000	5.82%
DEBT SERVICE	7,321,150	32.48%
GENERAL ADMINISTRATION & SUPPORT	10,000	0.04%
INTERGOVERNMENTAL EXPENDITURES	4,619,900	20.50%
	<b>22,537,350</b>	<b>100%</b>



# OGDEN REDEVELOPMENT AGENCY

2013-2014 BUDGET

## PROGRAM SUMMARY

	2012 ACTUAL	2013 ADOPTED	2014 BUDGET
<b>GENERAL ADMINISTRATION &amp; SUPPORT</b>			
OGDEN REDEVELOPMENT AGENCY			
COUNCIL			
<i>RDA BOARD</i>	0	10,000	10,000
	<u>0</u>	<u>10,000</u>	<u>10,000</u>
<b>COMMUNITY DEVELOPMENT</b>			
OGDEN REDEVELOPMENT AGENCY			
RDA			
<i>OGDEN RDA GENERAL OPERATIONS</i>	1,293,878	1,300,000	1,311,000
	<u>1,293,878</u>	<u>1,300,000</u>	<u>1,311,000</u>
<b>BUSINESS DEVELOPMENT</b>			
FAIRMONT TAX INC. DIST.			
COMMUNITY AND ECONOMIC DEVELOPMENT			
<i>TAX INCREMENT DISTRICTS</i>	600,297	564,400	875,325
CBD MALL TAX INC. DIST.			
COMMUNITY AND ECONOMIC DEVELOPMENT			
<i>TAX INCREMENT DISTRICTS</i>	737,359	1,226,300	1,600,300
SOUTH CBD TAX INC. DIST.			
COMMUNITY AND ECONOMIC DEVELOPMENT			
<i>TAX INCREMENT DISTRICTS</i>	10,928	37,600	37,600
LINCOLN TAX INC. DIST.			
COMMUNITY AND ECONOMIC DEVELOPMENT			
<i>TAX INCREMENT DISTRICTS</i>	117,008	333,500	333,500
WASHINGTON BLVD. TAX INC. DIST.			
COMMUNITY AND ECONOMIC DEVELOPMENT			
<i>TAX INCREMENT DISTRICTS</i>	476,614	501,000	551,000
LESTER PARK TAX INC. DIST.			
COMMUNITY AND ECONOMIC DEVELOPMENT			
<i>TAX INCREMENT DISTRICTS</i>	37,295	132,500	132,500
GOLDEN LINKS TAX INC. DIST.			
COMMUNITY AND ECONOMIC DEVELOPMENT			
<i>TAX INCREMENT DISTRICTS</i>	292	2,275	1,800

# OGDEN REDEVELOPMENT AGENCY

2013-2014 BUDGET

## PROGRAM SUMMARY

	2012 ACTUAL	2013 ADOPTED	2014 BUDGET
<b>BUSINESS DEVELOPMENT (CONTINUED...)</b>			
PARK BLVD. TAX INC. DIST.			
COMMUNITY AND ECONOMIC DEVELOPMENT			
TAX INCREMENT DISTRICTS	17,282	55,100	65,100
25TH STREET TAX INC. DIST.			
COMMUNITY AND ECONOMIC DEVELOPMENT			
TAX INCREMENT DISTRICTS	58,275	200,000	185,000
ST. BENEDICTS TAX INC. DIST.			
COMMUNITY AND ECONOMIC DEVELOPMENT			
TAX INCREMENT DISTRICTS	216,014	225,850	250,500
UNION GARDENS TAX INC. DIST.			
COMMUNITY AND ECONOMIC DEVELOPMENT			
TAX INCREMENT DISTRICTS	15,494	15,100	20,100
12TH STREET TAX INC. DIST.			
COMMUNITY AND ECONOMIC DEVELOPMENT			
TAX INCREMENT DISTRICTS	51,061	90,500	89,975
DDO TAX INC. DIST.			
COMMUNITY AND ECONOMIC DEVELOPMENT			
TAX INCREMENT DISTRICTS	54,499	1,672,025	1,470,400
AMERICAN CAN TAX INC. DIST.			
COMMUNITY AND ECONOMIC DEVELOPMENT			
TAX INCREMENT DISTRICTS	158,222	192,500	230,000
WALL AVENUE TAX INC. DIST.			
COMMUNITY AND ECONOMIC DEVELOPMENT			
TAX INCREMENT DISTRICTS	555	150,975	146,700
WEST 12TH TAX INC. DIST.			
COMMUNITY AND ECONOMIC DEVELOPMENT			
TAX INCREMENT DISTRICTS	132,245	1,400,000	1,400,000
HINCKLEY DR TAX INC. DIST.			
COMMUNITY AND ECONOMIC DEVELOPMENT			
TAX INCREMENT DISTRICTS	0	872,850	876,700
OGDEN RIVER REDEV PROJECT AREA			
COMMUNITY AND ECONOMIC DEVELOPMENT			
TAX INCREMENT DISTRICTS	1,080,777	701,500	712,500
HINCKLEY AIRPORT			
COMMUNITY AND ECONOMIC DEVELOPMENT			
TAX INCREMENT DISTRICTS	121,965	266,000	266,000
SOUTH WALL ECONOMIC DEV AREA			
COMMUNITY AND ECONOMIC DEVELOPMENT			
TAX INCREMENT DISTRICTS	0	0	30,300
	<b>3,886,181</b>	<b>8,639,975</b>	<b>9,275,300</b>

# OGDEN REDEVELOPMENT AGENCY

2013-2014 BUDGET

## PROGRAM SUMMARY

	<b>2012 ACTUAL</b>	<b>2013 ADOPTED</b>	<b>2014 BUDGET</b>
<b>DEBT SERVICE</b>			
FAIRMONT TAX INC. DIST.			
COMMUNITY AND ECONOMIC DEVELOPMENT			
TAX INCREMENT DISTRICTS	383,024	410,400	357,175
CBD MALL TAX INC. DIST.			
COMMUNITY AND ECONOMIC DEVELOPMENT			
TAX INCREMENT DISTRICTS	3,665,124	3,417,825	3,468,400
25TH STREET TAX INC. DIST.			
COMMUNITY AND ECONOMIC DEVELOPMENT			
TAX INCREMENT DISTRICTS	114,618	402,000	408,550
DDO TAX INC. DIST.			
BUSINESS DEVELOPMENT			
TAX INCREMENT DISTRICTS DEBT SERVICE	7,889,756	1,139,075	1,540,700
AMERICAN CAN TAX INC. DIST.			
COMMUNITY AND ECONOMIC DEVELOPMENT			
TAX INCREMENT DISTRICTS	357,000	250,000	250,000
WALL AVENUE TAX INC. DIST.			
COMMUNITY AND ECONOMIC DEVELOPMENT			
TAX INCREMENT DISTRICTS	62,070	56,525	60,800
WEST 12TH TAX INC. DIST.			
COMMUNITY AND ECONOMIC DEVELOPMENT			
TAX INCREMENT DISTRICTS	1,327,579	1,235,525	1,235,525
HINCKLEY DR TAX INC. DIST.			
COMMUNITY AND ECONOMIC DEVELOPMENT			
TAX INCREMENT DISTRICTS	416,842	0	0
OGDEN RIVER REDEV PROJECT AREA			
COMMUNITY AND ECONOMIC DEVELOPMENT			
TAX INCREMENT DISTRICTS	39,978	0	0
	<b>14,255,990</b>	<b>6,911,350</b>	<b>7,321,150</b>

**OGDEN REDEVELOPMENT AGENCY**  
2013-2014 BUDGET

**PROGRAM SUMMARY**

	<b>2012 ACTUAL</b>	<b>2013 ADOPTED</b>	<b>2014 BUDGET</b>
<b>INTERGOVERNMENTAL EXPENDITURES</b>			
FAIRMONT TAX INC. DIST.			
COMMUNITY AND ECONOMIC DEVELOPMENT			
<i>TAX INCREMENT DISTRICTS</i>	242,992	281,200	270,000
SOUTH CBD TAX INC. DIST.			
COMMUNITY AND ECONOMIC DEVELOPMENT			
<i>TAX INCREMENT DISTRICTS</i>	16,975	19,650	19,650
LINCOLN TAX INC. DIST.			
COMMUNITY AND ECONOMIC DEVELOPMENT			
<i>TAX INCREMENT DISTRICTS</i>	325,500	101,700	101,700
LESTER PARK TAX INC. DIST.			
COMMUNITY AND ECONOMIC DEVELOPMENT			
<i>TAX INCREMENT DISTRICTS</i>	54,292	0	0
GOLDEN LINKS TAX INC. DIST.			
COMMUNITY AND ECONOMIC DEVELOPMENT			
<i>TAX INCREMENT DISTRICTS</i>	440	575	400
PARK BLVD. TAX INC. DIST.			
COMMUNITY AND ECONOMIC DEVELOPMENT			
<i>TAX INCREMENT DISTRICTS</i>	25,160	0	0
25TH STREET TAX INC. DIST.			
COMMUNITY AND ECONOMIC DEVELOPMENT			
<i>TAX INCREMENT DISTRICTS</i>	490,000	150,000	158,450
12TH STREET TAX INC. DIST.			
COMMUNITY AND ECONOMIC DEVELOPMENT			
<i>TAX INCREMENT DISTRICTS</i>	79,213	70,250	70,525
DDO TAX INC. DIST.			
COMMUNITY AND ECONOMIC DEVELOPMENT			
<i>TAX INCREMENT DISTRICTS</i>	2,600,000	3,298,900	3,298,900
AMERICAN CAN TAX INC. DIST.			
COMMUNITY AND ECONOMIC DEVELOPMENT			
<i>TAX INCREMENT DISTRICTS</i>	120,284	112,500	125,000
WALL AVENUE TAX INC. DIST.			
COMMUNITY AND ECONOMIC DEVELOPMENT			
<i>TAX INCREMENT DISTRICTS</i>	39,256	35,000	35,000



OGDEN REDEVELOPMENT AGENCY  
2013-2014 BUDGET

**PROGRAM SUMMARY**

	<b>2012 ACTUAL</b>	<b>2013 ADOPTED</b>	<b>2014 BUDGET</b>
<b>INTERGOVERNMENTAL EXPENDITURES (CONTINUED...)</b>			
WEST 12TH TAX INC. DIST.			
COMMUNITY AND ECONOMIC DEVELOPMENT			
<i>TAX INCREMENT DISTRICTS</i>	356,927	369,475	369,475
HINCKLEY DR TAX INC. DIST.			
COMMUNITY AND ECONOMIC DEVELOPMENT			
<i>TAX INCREMENT DISTRICTS</i>	120,304	162,150	163,300
OGDEN RIVER REDEV PROJECT AREA			
COMMUNITY AND ECONOMIC DEVELOPMENT			
<i>TAX INCREMENT DISTRICTS</i>	11,764	7,500	7,500
	<b>4,483,107</b>	<b>4,608,900</b>	<b>4,619,900</b>
<b>GRAND TOTAL:</b>	<b>23,919,157</b>	<b>21,470,225</b>	<b>22,537,350</b>

# OGDEN REDEVELOPMENT AGENCY

2013-2014 BUDGET

## SUMMARY OF REVENUES AND EXPENDITURES

### OGDEN REDEVELOPMENT AGENCY

	2012 ACTUAL	2013 ADOPTED	2014 BUDGET
<b>OGDEN REDEVELOPMENT AGENCY</b>			
<b>REVENUES</b>			
INTEREST	6,689	0	0
MISCELLANEOUS	15,000	15,000	15,000
OTHER FINANCING SOURCES	1,624,107	1,295,000	1,306,000
	<u>1,645,796</u>	<u>1,310,000</u>	<u>1,321,000</u>
<b>EXPENDITURES</b>			
OGDEN RDA GENERAL OPERATIONS	1,293,878	1,300,000	1,311,000
RDA BOARD	0	10,000	10,000
	<u>1,293,878</u>	<u>1,310,000</u>	<u>1,321,000</u>

**OGDEN REDEVELOPMENT AGENCY**  
2013-2014 BUDGET

**FISCAL YEAR REVENUE BUDGET**  
**OGDEN REDEVELOPMENT AGENCY**

	<b>2012 ACTUAL</b>	<b>2013 7-MO ACTUAL</b>	<b>2013 ADOPTED</b>	<b>2014 BUDGET</b>
<b>INTEREST</b>				
GENERAL	6,689	4,012	0	0
<i>Interest Income is any interest earned on positive cash balances.</i>				
	<b>6,689</b>	<b>4,012</b>	<b>0</b>	<b>0</b>
<b>MISCELLANEOUS</b>				
OTHER	15,000	0	15,000	15,000
<i>Miscellaneous revenue is from the various districts to fund administrative costs.</i>				
	<b>15,000</b>	<b>0</b>	<b>15,000</b>	<b>15,000</b>
<b>OTHER FINANCING SOURCES</b>				
TRANSFERS	1,624,107	0	1,295,000	1,306,000
<i>Transfers are money transferred into the Redevelopment Agency to make debt payments.</i>				
	<b>1,624,107</b>	<b>0</b>	<b>1,295,000</b>	<b>1,306,000</b>
<b>OGDEN REDEVELOPMENT AGENCY TOTAL</b>	<b>1,645,796</b>	<b>4,012</b>	<b>1,310,000</b>	<b>1,321,000</b>

OGDEN REDEVELOPMENT AGENCY  
2013-2014 BUDGET

**SUMMARY OF DEPARTMENTAL EXPENDITURES  
OGDEN REDEVELOPMENT AGENCY**

	<u>2012 ACTUAL</u>	<u>2013 7-MO ACTUAL</u>	<u>2013 ADOPTED</u>	<u>2014 BUDGET</u>
<b>COUNCIL</b>				
CHARGES FOR SERVICES	0	0	10,000	10,000
	<u>0</u>	<u>0</u>	<u>10,000</u>	<u>10,000</u>

**DIVISION SUMMARY**

COUNCIL				
RDA BOARD	0	0	10,000	10,000
	<u>0</u>	<u>0</u>	<u>10,000</u>	<u>10,000</u>

**FUNDING SOURCES**

COUNCIL				
TRANSFER FROM OTHER FUNDS			10,000	10,000
			<u>10,000</u>	<u>10,000</u>

## 2013-2014 BUDGET

[illegible]

OGDEN REDEVELOPMENT AGENCY  
2013-2014 BUDGET

**SUMMARY OF DEPARTMENTAL EXPENDITURES  
OGDEN REDEVELOPMENT AGENCY**

	<u>2012 ACTUAL</u>	<u>2013 7-MO ACTUAL</u>	<u>2013 ADOPTED</u>	<u>2014 BUDGET</u>
<b>RDA</b>				
CHARGES FOR SERVICES	590,000	330,788	565,000	565,000
OTHER OPERATING EXPENSE	703,878	0	735,000	746,000
	<u><b>1,293,878</b></u>	<u><b>330,788</b></u>	<u><b>1,300,000</b></u>	<u><b>1,311,000</b></u>

**DIVISION SUMMARY**

RDA				
OGDEN RDA GENERAL OPERATIONS	1,293,878	330,788	1,300,000	1,311,000
	<u><b>1,293,878</b></u>	<u><b>330,788</b></u>	<u><b>1,300,000</b></u>	<u><b>1,311,000</b></u>

**FUNDING SOURCES**

RDA				
MISCELLANEOUS			15,000	15,000
TRANSFER FROM OTHER FUNDS			1,285,000	1,296,000
			<u><b>1,300,000</b></u>	<u><b>1,311,000</b></u>

## 2013-2014 BUDGET

## RDA

## CHARGES FOR SERVICES

OTHER OPERATING EXPENSE

**2012  
ACTUAL**

**2013**  
**7-MO ACTUAL**

**2013  
ADOPTED**

## 2014 BUDGET

590,000

330,788

565,000

565,000

703,878

0

735,000

746,000

1,293,878

**330,788**

**1,300,000**

1,311,000

RDA TOTAL:

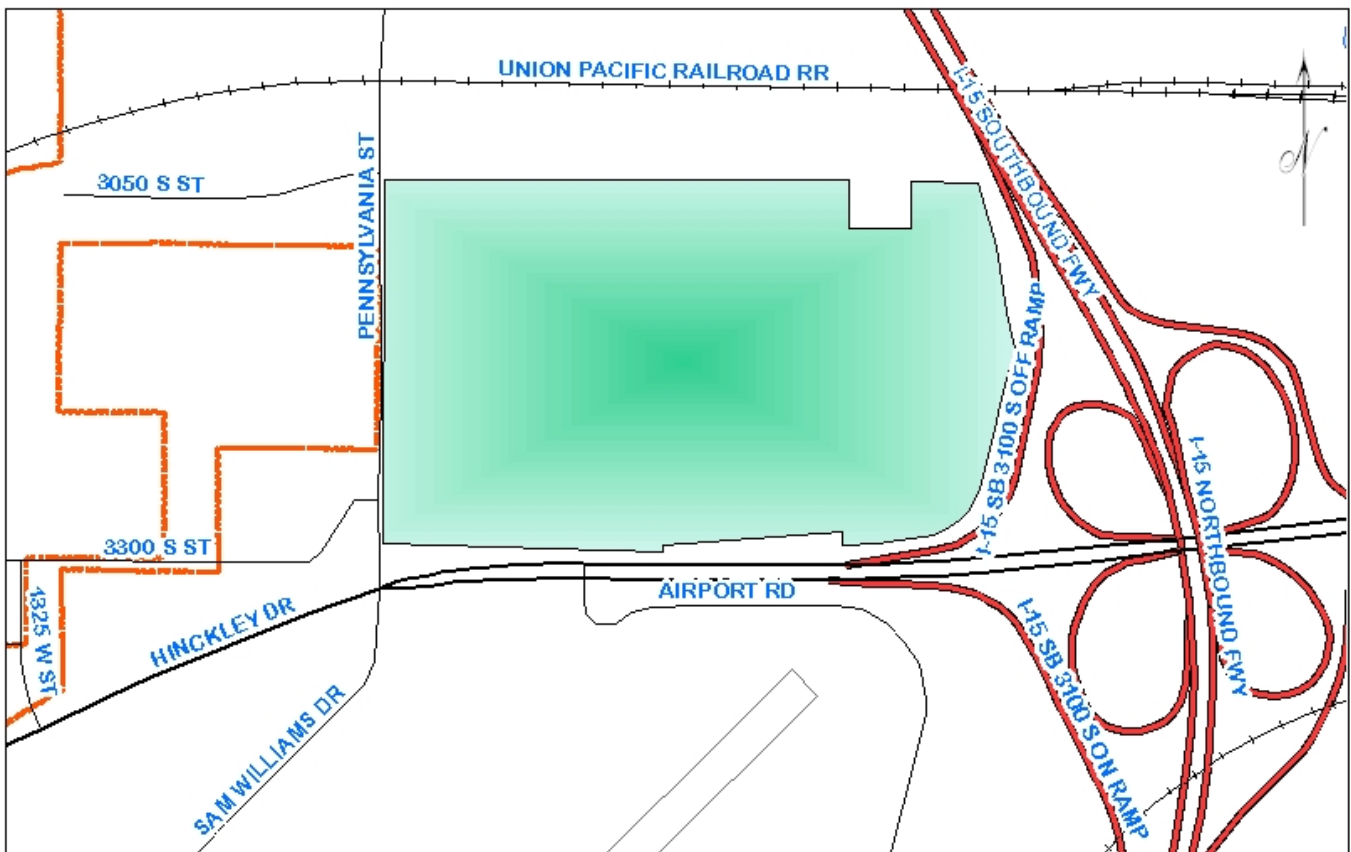
1,293,878

**330,788**

**1,300,000**

**1,311,000**

# FAIRMONT DISTRICT





# OGDEN REDEVELOPMENT AGENCY

2013-2014 BUDGET

## SUMMARY OF REVENUES AND EXPENDITURES FAIRMONT TAX INC. DIST.

	2012 ACTUAL	2013 ADOPTED	2014 BUDGET
<b>FAIRMONT TAX INC. DIST.</b>			
<b>REVENUES</b>			
INTEREST	2,345	5,000	2,500
MISCELLANEOUS	0	1,000	0
TAXES	1,218,235	1,250,000	1,500,000
	<u>1,220,580</u>	<u>1,256,000</u>	<u>1,502,500</u>
<b>EXPENDITURES</b>			
TAX INCREMENT DISTRICTS	1,226,313	1,256,000	1,502,500
	<u>1,226,313</u>	<u>1,256,000</u>	<u>1,502,500</u>

OGDEN REDEVELOPMENT AGENCY  
2013-2014 BUDGET

**FISCAL YEAR REVENUE BUDGET  
FAIRMONT TAX INC. DIST.**

	<b>2012 ACTUAL</b>	<b>2013 7-MO ACTUAL</b>	<b>2013 ADOPTED</b>	<b>2014 BUDGET</b>
<b>INTEREST</b>				
GENERAL	2,345	2,560	5,000	2,500
<i>Interest Income is any interest earned on positive cash balances.</i>				
	<u><u>2,345</u></u>	<u><u>2,560</u></u>	<u><u>5,000</u></u>	<u><u>2,500</u></u>
<b>MISCELLANEOUS</b>				
OTHER	0	0	1,000	0
<i>Miscellaneous revenue is from the various districts to fund administrative costs.</i>				
	<u><u>0</u></u>	<u><u>0</u></u>	<u><u>1,000</u></u>	<u><u>0</u></u>
<b>TAXES</b>				
PROPERTY TAXES	1,218,235	904,445	1,250,000	1,500,000
<i>Property Taxes are assessed within the Fairmont Tax Increment District to fund improvements.</i>				
	<u><u>1,218,235</u></u>	<u><u>904,445</u></u>	<u><u>1,250,000</u></u>	<u><u>1,500,000</u></u>
<b>FAIRMONT TAX INC. DIST. TOTAL</b>	<u><u>1,220,580</u></u>	<u><u>907,005</u></u>	<u><u>1,256,000</u></u>	<u><u>1,502,500</u></u>

OGDEN REDEVELOPMENT AGENCY  
2013-2014 BUDGET

**SUMMARY OF DEPARTMENTAL EXPENDITURES  
FAIRMONT TAX INC. DIST.**

	<u>2012 ACTUAL</u>	<u>2013 7-MO ACTUAL</u>	<u>2013 ADOPTED</u>	<u>2014 BUDGET</u>
<b>COMMUNITY AND ECONOMIC DEVELOPMENT</b>				
OTHER OPERATING EXPENSE	600,297	0	564,400	875,325
DEBT SERVICE	383,024	0	410,400	357,175
OPERATING TRANSFERS	242,992	0	281,200	270,000
	<u><b>1,226,313</b></u>	<u><b>0</b></u>	<u><b>1,256,000</b></u>	<u><b>1,502,500</b></u>

**DIVISION SUMMARY**

COMMUNITY AND ECONOMIC DEVELOPMENT				
TAX INCREMENT DISTRICTS	1,226,313	0	1,256,000	1,502,500
	<u><b>1,226,313</b></u>	<u><b>0</b></u>	<u><b>1,256,000</b></u>	<u><b>1,502,500</b></u>

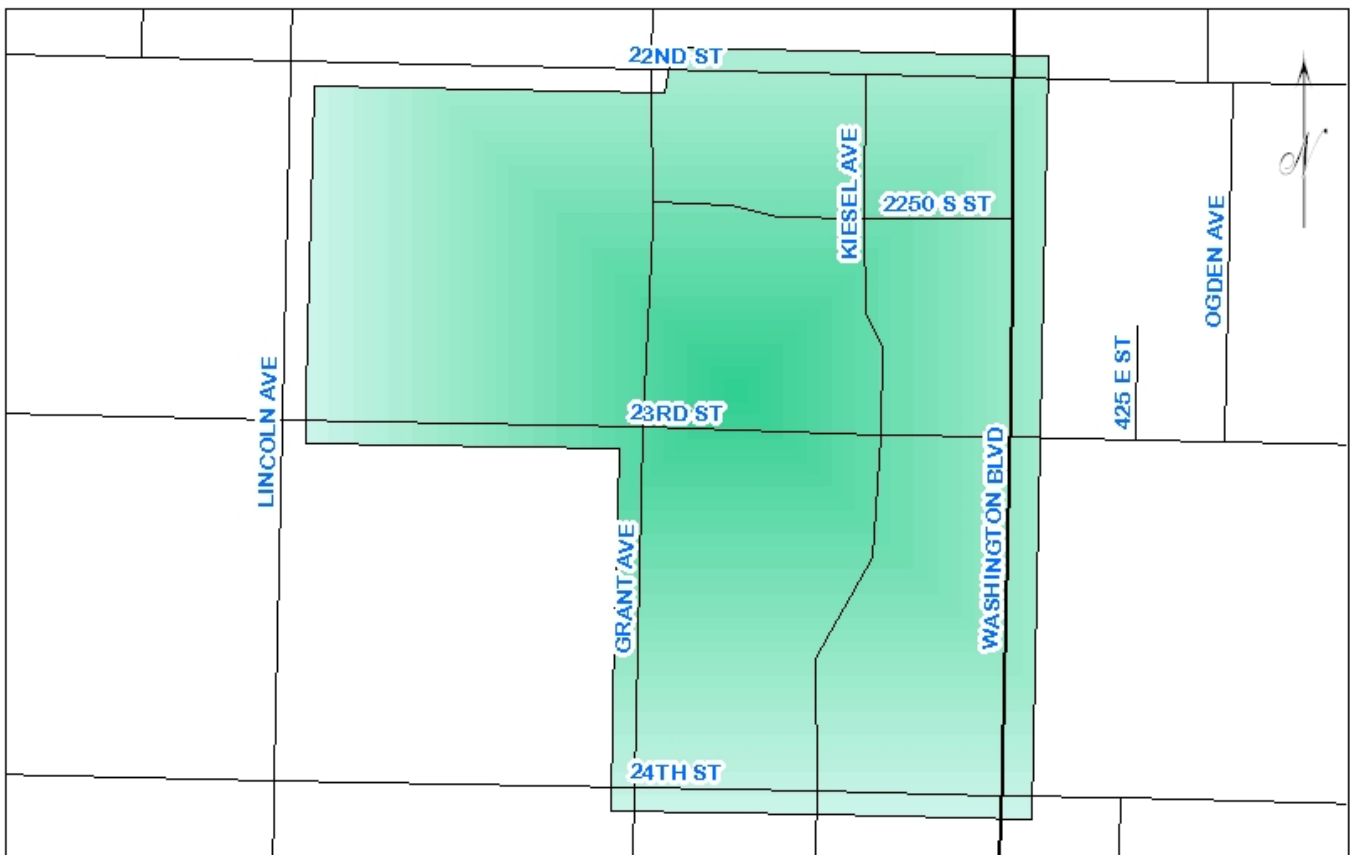
**FUNDING SOURCES**

COMMUNITY AND ECONOMIC DEVELOPMENT			
INTEREST INCOME		5,000	2,500
MISCELLANEOUS		1,000	0
TAX REVENUE		1,250,000	1,500,000
		<u><b>1,256,000</b></u>	<u><b>1,502,500</b></u>

## 2013-2014 BUDGET

	2012 ACTUAL	2013 7-MO ACTUAL	2013 ADOPTED	2014 BUDGET
<b>COMMUNITY AND ECONOMIC DEVELOPMENT</b>				
TAX INCREMENT DISTRICTS				
OTHER OPERATING EXPENSE	600,297	0	564,400	875,325
DEBT SERVICE	383,024	0	410,400	357,175
OPERATING TRANSFERS	242,992	0	281,200	270,000
	<b>1,226,313</b>	<b>0</b>	<b>1,256,000</b>	<b>1,502,500</b>
COMMUNITY AND ECONOMIC DEVELOPMENT TOTAL:	<b>1,226,313</b>	<b>0</b>	<b>1,256,000</b>	<b>1,502,500</b>

# CBD MALL DISTRICT



# OGDEN REDEVELOPMENT AGENCY

2013-2014 BUDGET

## **SUMMARY OF REVENUES AND EXPENDITURES** **CBD MALL TAX INC. DIST.**

	2012 ACTUAL	2013 ADOPTED	2014 BUDGET
<b>CBD MALL TAX INC. DIST.</b>			
<b>REVENUES</b>			
CHARGES FOR SERVICES	695,814	694,800	694,800
INTEREST	24,133	1,000	10,000
MISCELLANEOUS	19,195	0	0
OTHER FINANCING SOURCES	2,552,990	2,448,325	2,613,900
TAXES	1,175,350	1,500,000	1,750,000
	<b>4,467,482</b>	<b>4,644,125</b>	<b>5,068,700</b>
<b>EXPENDITURES</b>			
TAX INCREMENT DISTRICTS	4,402,484	4,644,125	5,068,700
	<b>4,402,484</b>	<b>4,644,125</b>	<b>5,068,700</b>

# OGDEN REDEVELOPMENT AGENCY

2013-2014 BUDGET

## FISCAL YEAR REVENUE BUDGET CBD MALL TAX INC. DIST.

	2012 ACTUAL	2013 7-MO ACTUAL	2013 ADOPTED	2014 BUDGET
<b>CHARGES FOR SERVICES</b>				
LEASE REVENUE	695,814	406,240	694,800	694,800
<i>Lease Revenue records the revenue from leasing operation primarily at the Rec Center.</i>				
	<b>695,814</b>	<b>406,240</b>	<b>694,800</b>	<b>694,800</b>
<b>INTEREST</b>				
GENERAL	24,133	0	1,000	10,000
<i>Interest Income is any interest earned on positive cash balances.</i>				
	<b>24,133</b>	<b>0</b>	<b>1,000</b>	<b>10,000</b>
<b>MISCELLANEOUS</b>				
SALE OF ASSETS	19,195	8,857	0	0
<i>Sale of Assets revenue is generated through the occasional sale of fixed assets</i>				
	<b>19,195</b>	<b>8,857</b>	<b>0</b>	<b>0</b>
<b>OTHER FINANCING SOURCES</b>				
TRANSFERS	2,552,990	0	2,448,325	2,613,900
<i>Transfers are money transferred in to the Redevelopment Agency to make payments.</i>				
	<b>2,552,990</b>	<b>0</b>	<b>2,448,325</b>	<b>2,613,900</b>
<b>TAXES</b>				
PROPERTY TAXES	1,175,350	1,060,707	1,500,000	1,750,000
<i>Property Taxes are assessed within the Central Business District (CBD) Tax Increment District to fund improvements</i>				
	<b>1,175,350</b>	<b>1,060,707</b>	<b>1,500,000</b>	<b>1,750,000</b>
<b>CBD MALL TAX INC. DIST. TOTAL</b>	<b>4,467,482</b>	<b>1,475,804</b>	<b>4,644,125</b>	<b>5,068,700</b>

OGDEN REDEVELOPMENT AGENCY  
2013-2014 BUDGET

**SUMMARY OF DEPARTMENTAL EXPENDITURES  
CBD MALL TAX INC. DIST.**

	<u>2012 ACTUAL</u>	<u>2013 7-MO ACTUAL</u>	<u>2013 ADOPTED</u>	<u>2014 BUDGET</u>
<b>COMMUNITY AND ECONOMIC DEVELOPMENT</b>				
OTHER OPERATING EXPENSE	720,112	112,826	1,226,300	1,600,300
DEBT SERVICE	3,665,124	1,806,820	3,417,825	3,468,400
IMPROVEMENTS	17,248	0	0	0
	<u><b>4,402,484</b></u>	<u><b>1,919,646</b></u>	<u><b>4,644,125</b></u>	<u><b>5,068,700</b></u>

**DIVISION SUMMARY**

COMMUNITY AND ECONOMIC DEVELOPMENT				
TAX INCREMENT DISTRICTS	4,402,484	1,919,646	4,644,125	5,068,700
	<u><b>4,402,484</b></u>	<u><b>1,919,646</b></u>	<u><b>4,644,125</b></u>	<u><b>5,068,700</b></u>

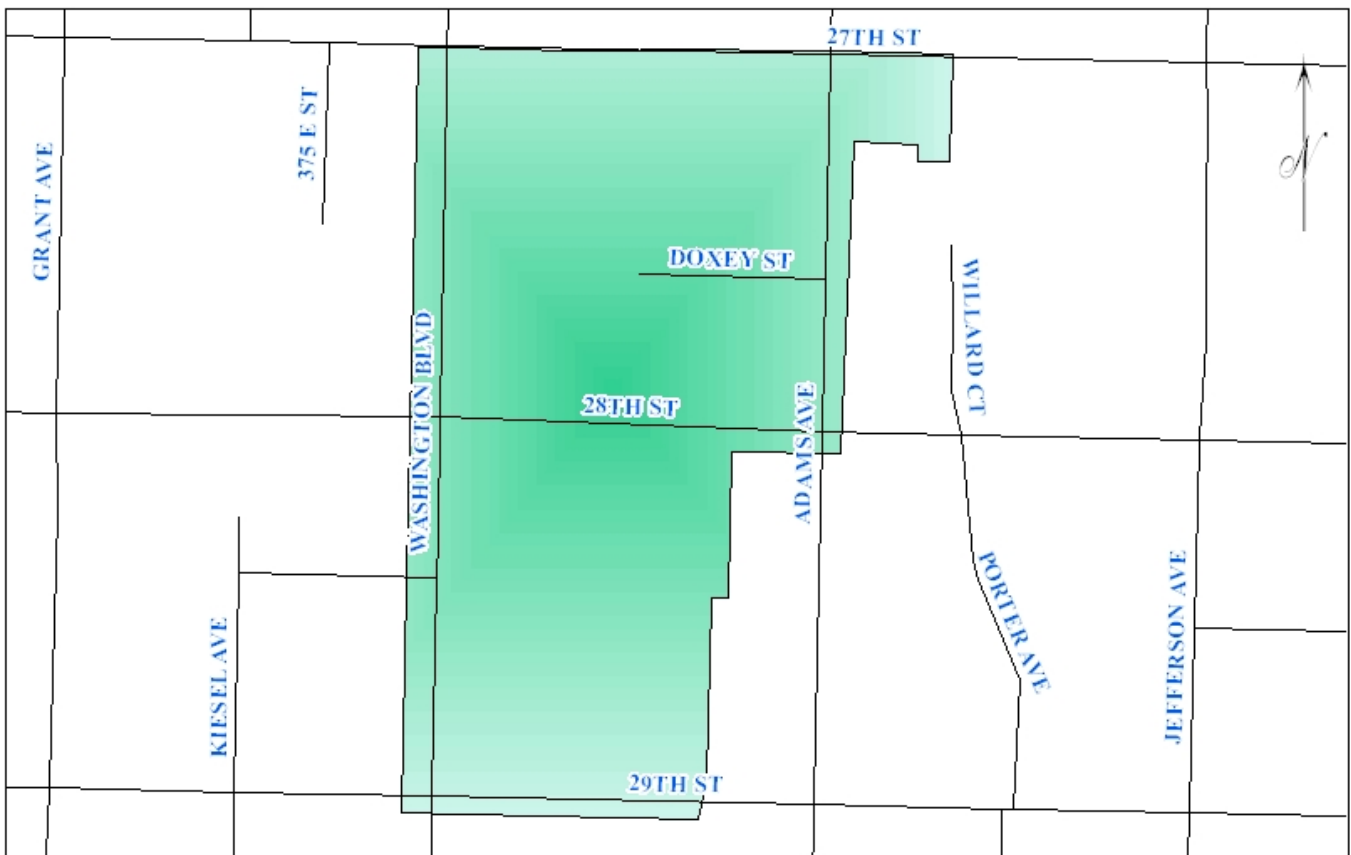
**FUNDING SOURCES**

COMMUNITY AND ECONOMIC DEVELOPMENT			
CHARGES FOR SERVICES		694,800	694,800
INTEREST INCOME		1,000	10,000
OTHER FINANCING SOURCES		2,448,325	2,613,900
TAX REVENUE		1,500,000	1,750,000
		<u><b>4,644,125</b></u>	<u><b>5,068,700</b></u>





# SOUTH CBD DISTRICT



# OGDEN REDEVELOPMENT AGENCY

2013-2014 BUDGET

## **SUMMARY OF REVENUES AND EXPENDITURES** **SOUTH CBD TAX INC. DIST.**

	2012 ACTUAL	2013 ADOPTED	2014 BUDGET
<b>SOUTH CBD TAX INC. DIST.</b>			
<b>REVENUES</b>			
INTEREST	51	250	250
TAXES	27,851	57,000	57,000
	<u>27,903</u>	<u>57,250</u>	<u>57,250</u>
<b>EXPENDITURES</b>			
TAX INCREMENT DISTRICTS	27,903	57,250	57,250
	<u>27,903</u>	<u>57,250</u>	<u>57,250</u>

OGDEN REDEVELOPMENT AGENCY  
2013-2014 BUDGET

**FISCAL YEAR REVENUE BUDGET  
SOUTH CBD TAX INC. DIST.**

	<b>2012 ACTUAL</b>	<b>2013 7-MO ACTUAL</b>	<b>2013 ADOPTED</b>	<b>2014 BUDGET</b>
<b>INTEREST</b>				
GENERAL	51	58	250	250
<i>Interest Income is any interest earned on positive cash balances.</i>				
	<b>51</b>	<b>58</b>	<b>250</b>	<b>250</b>
<b>TAXES</b>				
PROPERTY TAXES	27,851	26,890	57,000	57,000
<i>Property Taxes are assessed within the South Central Business District (CBD) Tax Increment District to fund improvements</i>				
	<b>27,851</b>	<b>26,890</b>	<b>57,000</b>	<b>57,000</b>
<b>SOUTH CBD TAX INC. DIST. TOTAL</b>	<b>27,903</b>	<b>26,948</b>	<b>57,250</b>	<b>57,250</b>

# OGDEN REDEVELOPMENT AGENCY

2013-2014 BUDGET

## SUMMARY OF DEPARTMENTAL EXPENDITURES SOUTH CBD TAX INC. DIST.

	<u>2012 ACTUAL</u>	<u>2013 7-MO ACTUAL</u>	<u>2013 ADOPTED</u>	<u>2014 BUDGET</u>
<b>COMMUNITY AND ECONOMIC DEVELOPMENT</b>				
OTHER OPERATING EXPENSE	10,928	0	37,600	37,600
OPERATING TRANSFERS	16,975	0	19,650	19,650
	<u>27,903</u>	<u>0</u>	<u>57,250</u>	<u>57,250</u>

### DIVISION SUMMARY

COMMUNITY AND ECONOMIC DEVELOPMENT				
TAX INCREMENT DISTRICTS	27,903	0	57,250	57,250
	<u>27,903</u>	<u>0</u>	<u>57,250</u>	<u>57,250</u>

### FUNDING SOURCES

COMMUNITY AND ECONOMIC DEVELOPMENT				
INTEREST INCOME			250	250
TAX REVENUE			57,000	57,000
			<u>57,250</u>	<u>57,250</u>



# LINCOLN DISTRICT



# OGDEN REDEVELOPMENT AGENCY

2013-2014 BUDGET

## SUMMARY OF REVENUES AND EXPENDITURES LINCOLN TAX INC. DIST.

	2012 ACTUAL	2013 ADOPTED	2014 BUDGET
<b>LINCOLN TAX INC. DIST.</b>			
<b>REVENUES</b>			
INTEREST	2,002	200	200
MISCELLANEOUS	243,534	0	0
TAXES	202,524	435,000	435,000
	<b>448,060</b>	<b>435,200</b>	<b>435,200</b>
<b>EXPENDITURES</b>			
TAX INCREMENT DISTRICTS	442,508	435,200	435,200
	<b>442,508</b>	<b>435,200</b>	<b>435,200</b>



# OGDEN REDEVELOPMENT AGENCY

2013-2014 BUDGET

## FISCAL YEAR REVENUE BUDGET LINCOLN TAX INC. DIST.

	2012 ACTUAL	2013 7-MO ACTUAL	2013 ADOPTED	2014 BUDGET
<b>INTEREST</b>				
GENERAL	2,002	1,796	200	200
<i>Interest Income is any interest earned on positive cash balances.</i>				
	<b>2,002</b>	<b>1,796</b>	<b>200</b>	<b>200</b>
<b>MISCELLANEOUS</b>				
OTHER	243,534	0	0	0
<i>Miscellaneous revenue is from the various districts to fund administrative costs.</i>				
	<b>243,534</b>	<b>0</b>	<b>0</b>	<b>0</b>
<b>TAXES</b>				
PROPERTY TAXES	202,524	368,902	435,000	435,000
<i>Property Taxes are assessed within the Lincoln Tax Increment District to fund improvements.</i>				
	<b>202,524</b>	<b>368,902</b>	<b>435,000</b>	<b>435,000</b>
<b>LINCOLN TAX INC. DIST. TOTAL</b>	<b>448,060</b>	<b>370,698</b>	<b>435,200</b>	<b>435,200</b>

OGDEN REDEVELOPMENT AGENCY  
2013-2014 BUDGET

**SUMMARY OF DEPARTMENTAL EXPENDITURES  
LINCOLN TAX INC. DIST.**

	<u>2012 ACTUAL</u>	<u>2013 7-MO ACTUAL</u>	<u>2013 ADOPTED</u>	<u>2014 BUDGET</u>
<b>COMMUNITY AND ECONOMIC DEVELOPMENT</b>				
OTHER OPERATING EXPENSE	117,008	20	333,500	333,500
OPERATING TRANSFERS	81,500	0	101,700	101,700
INTERAGENCY TRANSFERS	244,000	0	0	0
	<u><b>442,508</b></u>	<u><b>20</b></u>	<u><b>435,200</b></u>	<u><b>435,200</b></u>

**DIVISION SUMMARY**

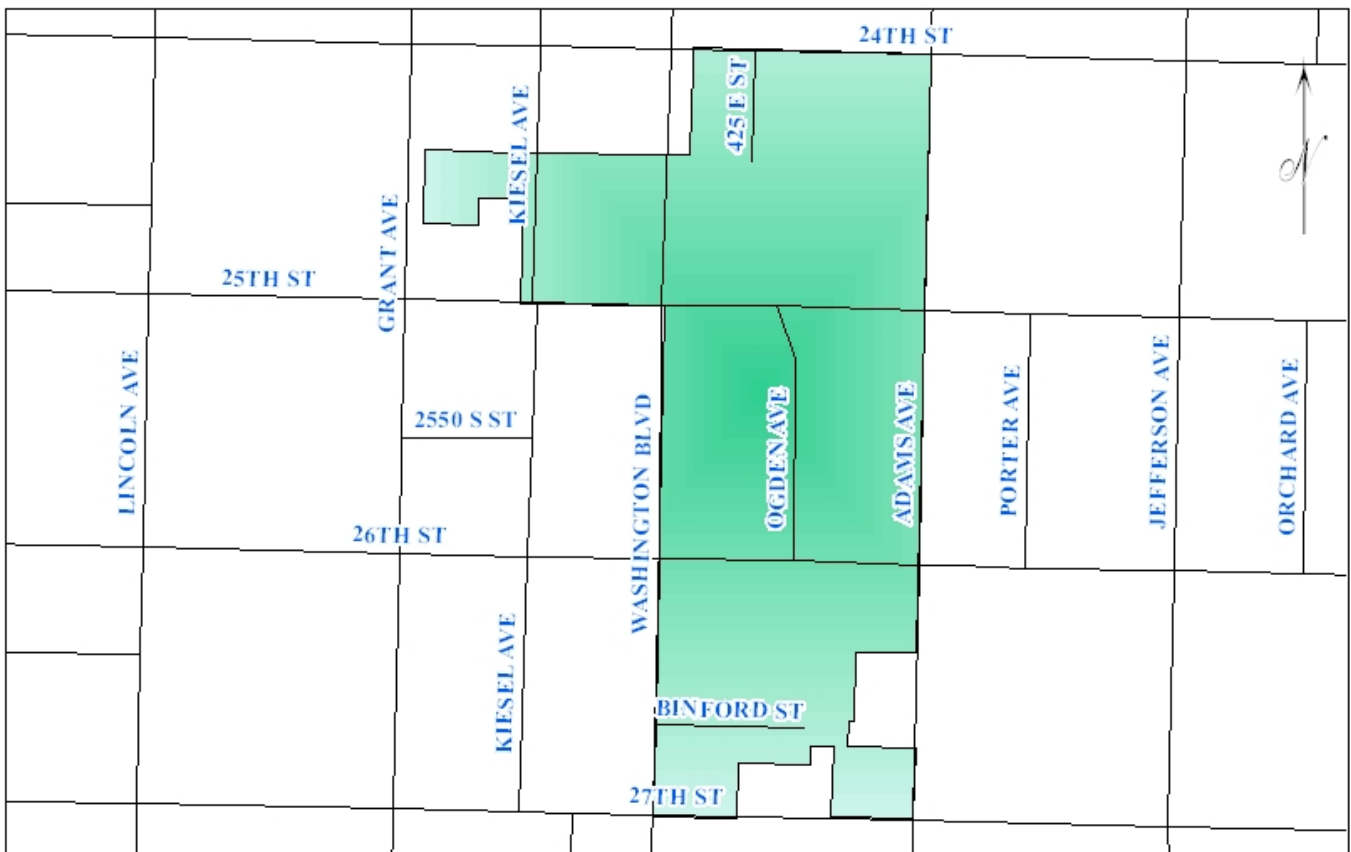
COMMUNITY AND ECONOMIC DEVELOPMENT				
TAX INCREMENT DISTRICTS	442,508	20	435,200	435,200
	<u><b>442,508</b></u>	<u><b>20</b></u>	<u><b>435,200</b></u>	<u><b>435,200</b></u>

**FUNDING SOURCES**

COMMUNITY AND ECONOMIC DEVELOPMENT			
INTEREST INCOME		200	200
TAX REVENUE		435,000	435,000
		<u><b>435,200</b></u>	<u><b>435,200</b></u>



# WASHINGTON BLVD. DISTRICT



# OGDEN REDEVELOPMENT AGENCY

2013-2014 BUDGET

## SUMMARY OF REVENUES AND EXPENDITURES

### WASHINGTON BLVD. TAX INC. DIST.

	2012 ACTUAL	2013 ADOPTED	2014 BUDGET
<b>WASHINGTON BLVD. TAX INC. DIST.</b>			
<b>REVENUES</b>			
INTEREST	797	1,000	1,000
TAXES	475,817	500,000	550,000
	<b>476,614</b>	<b>501,000</b>	<b>551,000</b>
<b>EXPENDITURES</b>			
TAX INCREMENT DISTRICTS	476,614	501,000	551,000
	<b>476,614</b>	<b>501,000</b>	<b>551,000</b>

OGDEN REDEVELOPMENT AGENCY  
2013-2014 BUDGET

**FISCAL YEAR REVENUE BUDGET  
WASHINGTON BLVD. TAX INC. DIST.**

	<b>2012 ACTUAL</b>	<b>2013 7-MO ACTUAL</b>	<b>2013 ADOPTED</b>	<b>2014 BUDGET</b>
<b>INTEREST</b>				
GENERAL	797	734	1,000	1,000
<i>Interest Income is any interest earned on positive cash balances.</i>				
	<b>797</b>	<b>734</b>	<b>1,000</b>	<b>1,000</b>
<b>TAXES</b>				
PROPERTY TAXES	475,817	341,662	500,000	550,000
<i>Property Taxes are assessed within the Washington Blvd Increment District to fund improvements.</i>				
	<b>475,817</b>	<b>341,662</b>	<b>500,000</b>	<b>550,000</b>
<b>WASHINGTON BLVD. TAX INC. DIST. TOTAL</b>	<b>476,614</b>	<b>342,396</b>	<b>501,000</b>	<b>551,000</b>

OGDEN REDEVELOPMENT AGENCY  
2013-2014 BUDGET

**SUMMARY OF DEPARTMENTAL EXPENDITURES  
WASHINGTON BLVD. TAX INC. DIST.**

	<u>2012 ACTUAL</u>	<u>2013 7-MO ACTUAL</u>	<u>2013 ADOPTED</u>	<u>2014 BUDGET</u>
<b>COMMUNITY AND ECONOMIC DEVELOPMENT</b>				
OTHER OPERATING EXPENSE	476,614	0	501,000	551,000
	<u><b>476,614</b></u>	<u><b>0</b></u>	<u><b>501,000</b></u>	<u><b>551,000</b></u>

**DIVISION SUMMARY**

COMMUNITY AND ECONOMIC DEVELOPMENT				
TAX INCREMENT DISTRICTS	476,614	0	501,000	551,000
	<u><b>476,614</b></u>	<u><b>0</b></u>	<u><b>501,000</b></u>	<u><b>551,000</b></u>

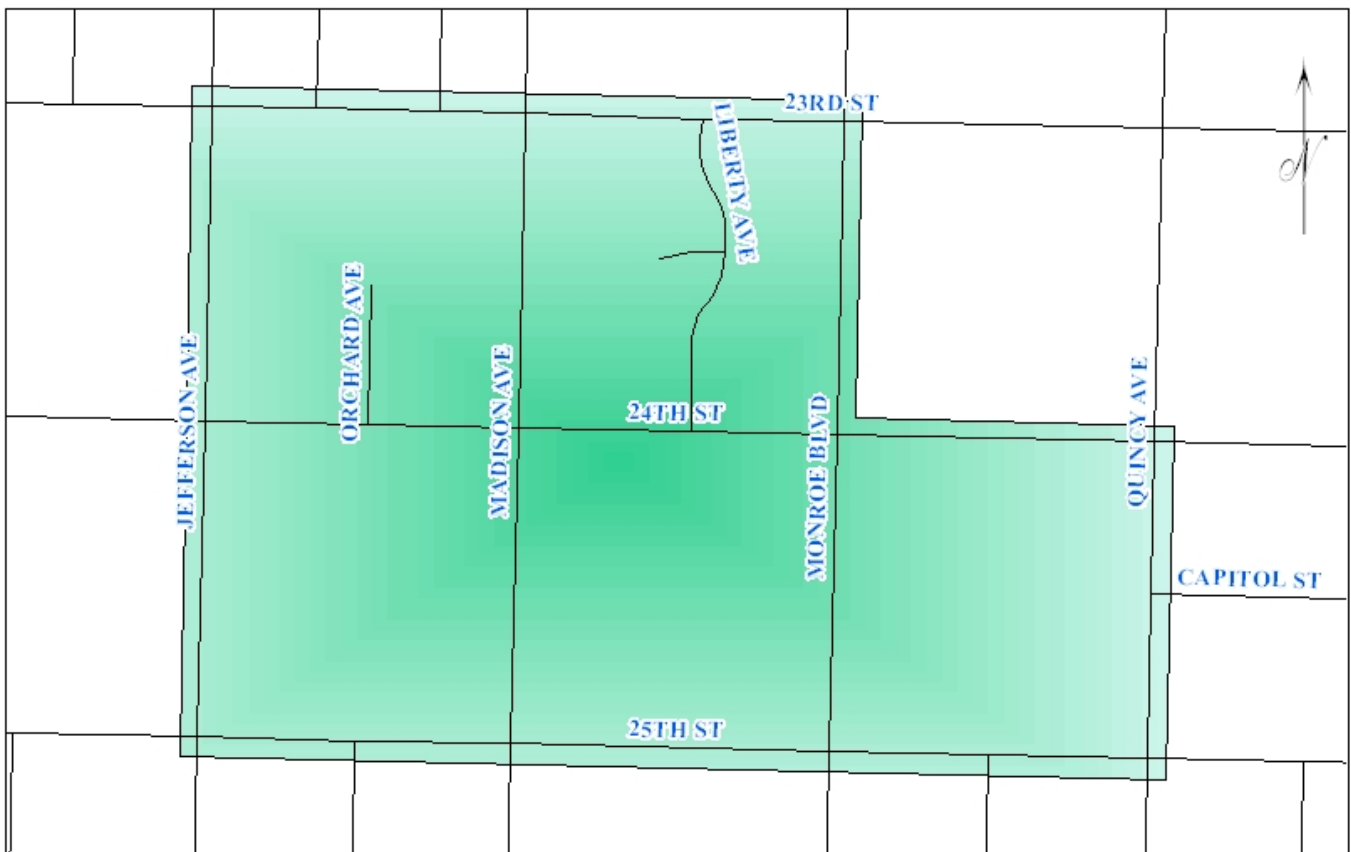
**FUNDING SOURCES**

COMMUNITY AND ECONOMIC DEVELOPMENT			
INTEREST INCOME		1,000	1,000
TAX REVENUE		500,000	550,000
		<u><b>501,000</b></u>	<u><b>551,000</b></u>





# LESTER PARK DISTRICT



# OGDEN REDEVELOPMENT AGENCY

2013-2014 BUDGET

## **SUMMARY OF REVENUES AND EXPENDITURES** **LESTER PARK TAX INC. DIST.**

	2012 ACTUAL	2013 ADOPTED	2014 BUDGET
<b>LESTER PARK TAX INC. DIST.</b>			
<b>REVENUES</b>			
INTEREST	167	500	500
TAXES	91,420	132,000	132,000
	<u><b>91,588</b></u>	<u><b>132,500</b></u>	<u><b>132,500</b></u>
<b>EXPENDITURES</b>			
TAX INCREMENT DISTRICTS	91,587	132,500	132,500
	<u><b>91,587</b></u>	<u><b>132,500</b></u>	<u><b>132,500</b></u>

OGDEN REDEVELOPMENT AGENCY  
2013-2014 BUDGET

**FISCAL YEAR REVENUE BUDGET  
LESTER PARK TAX INC. DIST.**

	<b>2012 ACTUAL</b>	<b>2013 7-MO ACTUAL</b>	<b>2013 ADOPTED</b>	<b>2014 BUDGET</b>
<b>INTEREST</b>				
GENERAL	167	156	500	500
<i>Interest Income is any interest earned on positive cash balances.</i>				
	<b>167</b>	<b>156</b>	<b>500</b>	<b>500</b>
<b>TAXES</b>				
PROPERTY TAXES	91,420	70,639	132,000	132,000
<i>Property Taxes are assessed within the Lester Park District Tax Increment District to fund improvements.</i>				
	<b>91,420</b>	<b>70,639</b>	<b>132,000</b>	<b>132,000</b>
<b>LESTER PARK TAX INC. DIST. TOTAL</b>	<b>91,588</b>	<b>70,795</b>	<b>132,500</b>	<b>132,500</b>

OGDEN REDEVELOPMENT AGENCY  
2013-2014 BUDGET

**SUMMARY OF DEPARTMENTAL EXPENDITURES  
LESTER PARK TAX INC. DIST.**

	<u>2012 ACTUAL</u>	<u>2013 7-MO ACTUAL</u>	<u>2013 ADOPTED</u>	<u>2014 BUDGET</u>
<b>COMMUNITY AND ECONOMIC DEVELOPMENT</b>				
OTHER OPERATING EXPENSE	37,295	0	132,500	132,500
OPERATING TRANSFERS	54,292	0	0	0
	<u><b>91,587</b></u>	<u><b>0</b></u>	<u><b>132,500</b></u>	<u><b>132,500</b></u>

**DIVISION SUMMARY**

COMMUNITY AND ECONOMIC DEVELOPMENT				
TAX INCREMENT DISTRICTS	91,587	0	132,500	132,500
	<u><b>91,587</b></u>	<u><b>0</b></u>	<u><b>132,500</b></u>	<u><b>132,500</b></u>

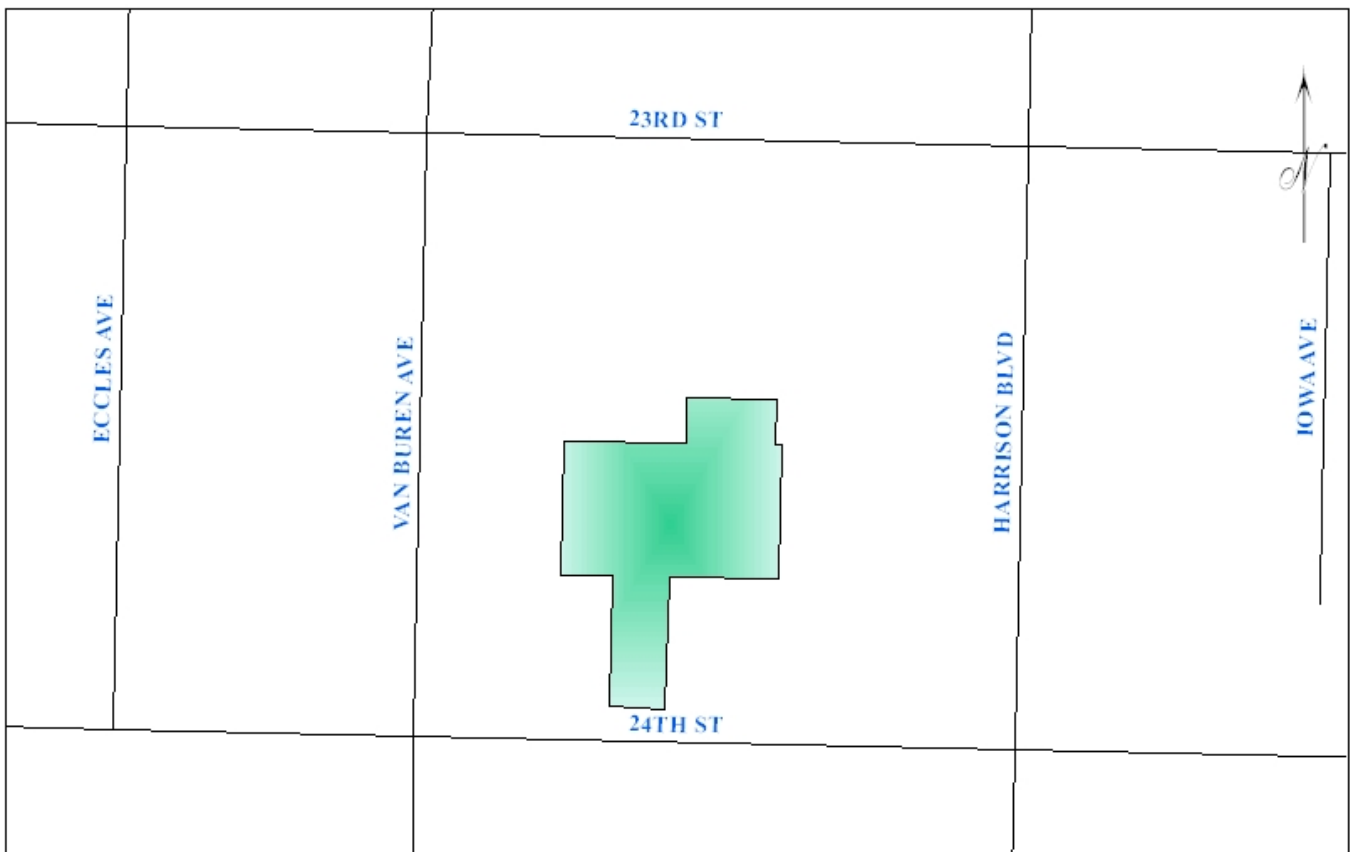
**FUNDING SOURCES**

COMMUNITY AND ECONOMIC DEVELOPMENT			
INTEREST INCOME		500	500
TAX REVENUE		132,000	132,000
		<u><b>132,500</b></u>	<u><b>132,500</b></u>

## 2013-2014 BUDGET

[illegible]

# GOLDEN LINKS DISTRICT



# OGDEN REDEVELOPMENT AGENCY

2013-2014 BUDGET

## SUMMARY OF REVENUES AND EXPENDITURES GOLDEN LINKS TAX INC. DIST.

	2012 ACTUAL	2013 ADOPTED	2014 BUDGET
<b>GOLDEN LINKS TAX INC. DIST.</b>			
<b>REVENUES</b>			
INTEREST	2	750	100
TAXES	730	2,100	2,100
	<u>732</u>	<u>2,850</u>	<u>2,200</u>
<b>EXPENDITURES</b>			
TAX INCREMENT DISTRICTS	732	2,850	2,200
	<u>732</u>	<u>2,850</u>	<u>2,200</u>

OGDEN REDEVELOPMENT AGENCY  
2013-2014 BUDGET

**FISCAL YEAR REVENUE BUDGET  
GOLDEN LINKS TAX INC. DIST.**

	<b>2012 ACTUAL</b>	<b>2013 7-MO ACTUAL</b>	<b>2013 ADOPTED</b>	<b>2014 BUDGET</b>
<b>INTEREST</b>				
GENERAL	2	2	750	100
<i>Interest Income is any interest earned on positive cash balances.</i>				
	<u>2</u>	<u>2</u>	<u>750</u>	<u>100</u>
<b>TAXES</b>				
PROPERTY TAXES	730	613	2,100	2,100
<i>Property Taxes are assessed within the Golden Links Tax Increment District to fund improvements.</i>				
	<u>730</u>	<u>613</u>	<u>2,100</u>	<u>2,100</u>
<b>GOLDEN LINKS TAX INC. DIST. TOTAL</b>	<u>732</u>	<u>615</u>	<u>2,850</u>	<u>2,200</u>



OGDEN REDEVELOPMENT AGENCY  
2013-2014 BUDGET

**SUMMARY OF DEPARTMENTAL EXPENDITURES  
GOLDEN LINKS TAX INC. DIST.**

	<u>2012 ACTUAL</u>	<u>2013 7-MO ACTUAL</u>	<u>2013 ADOPTED</u>	<u>2014 BUDGET</u>
<b>COMMUNITY AND ECONOMIC DEVELOPMENT</b>				
OTHER OPERATING EXPENSE	292	0	2,275	1,800
OPERATING TRANSFERS	440	0	575	400
	<u>732</u>	<u>0</u>	<u>2,850</u>	<u>2,200</u>

**DIVISION SUMMARY**

COMMUNITY AND ECONOMIC DEVELOPMENT				
TAX INCREMENT DISTRICTS	732	0	2,850	2,200
	<u>732</u>	<u>0</u>	<u>2,850</u>	<u>2,200</u>

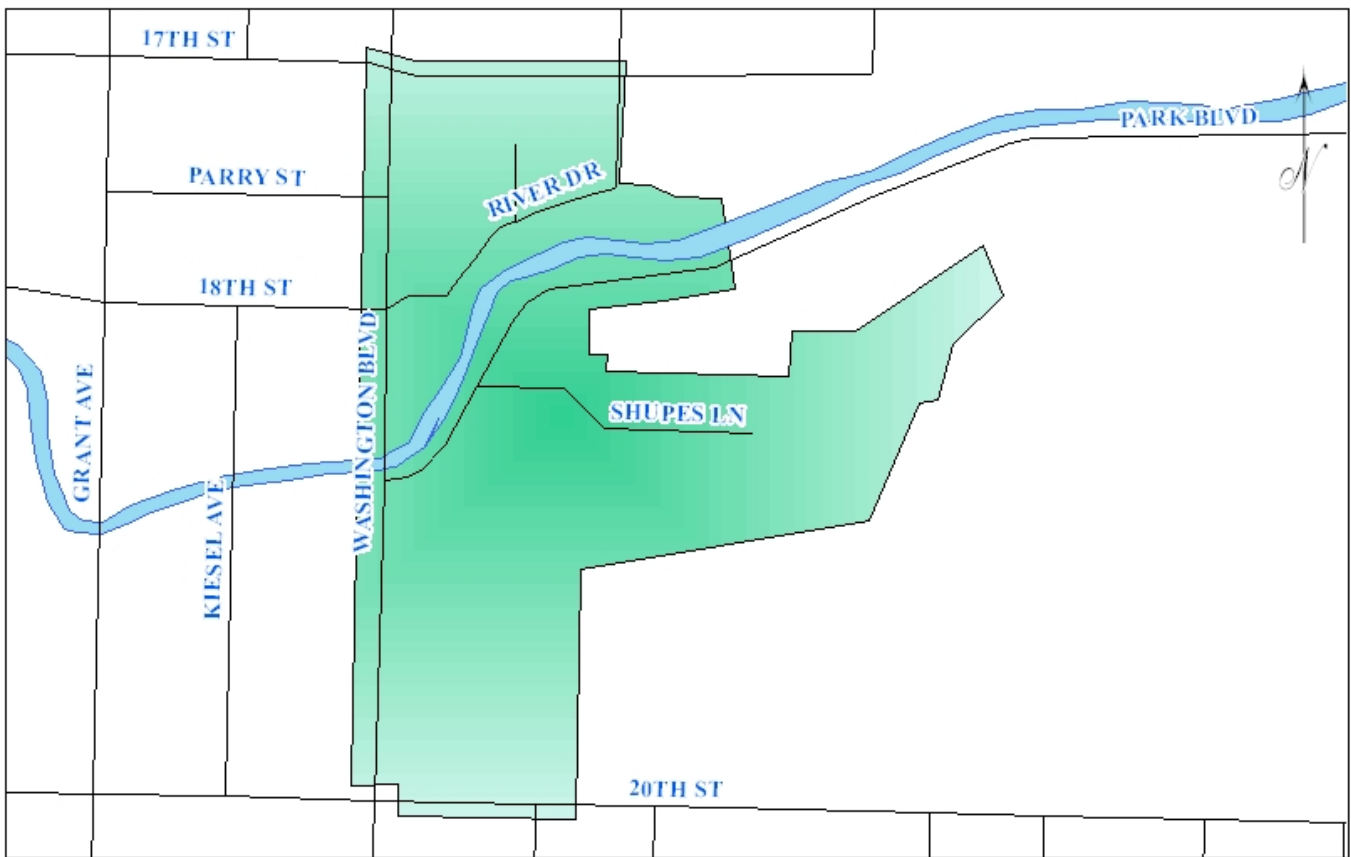
**FUNDING SOURCES**

COMMUNITY AND ECONOMIC DEVELOPMENT			
INTEREST INCOME		750	100
TAX REVENUE		2,100	2,100
		<u>2,850</u>	<u>2,200</u>

## 2013-2014 BUDGET

[illegible]

# PARK BLVD DISTRICT



# OGDEN REDEVELOPMENT AGENCY

2013-2014 BUDGET

## SUMMARY OF REVENUES AND EXPENDITURES

### PARK BLVD. TAX INC. DIST.

	2012 ACTUAL	2013 ADOPTED	2014 BUDGET
<b>PARK BLVD. TAX INC. DIST.</b>			
<b>REVENUES</b>			
INTEREST	74	100	100
TAXES	42,369	55,000	65,000
	<u>42,443</u>	<u>55,100</u>	<u>65,100</u>
<b>EXPENDITURES</b>			
TAX INCREMENT DISTRICTS	42,442	55,100	65,100
	<u>42,442</u>	<u>55,100</u>	<u>65,100</u>

OGDEN REDEVELOPMENT AGENCY  
2013-2014 BUDGET

**FISCAL YEAR REVENUE BUDGET  
PARK BLVD. TAX INC. DIST.**

	<b>2012 ACTUAL</b>	<b>2013 7-MO ACTUAL</b>	<b>2013 ADOPTED</b>	<b>2014 BUDGET</b>
<b>INTEREST</b>				
GENERAL	74	53	100	100
<i>Interest Income is any interest earned on positive cash balances.</i>				
	<b>74</b>	<b>53</b>	<b>100</b>	<b>100</b>
<b>TAXES</b>				
PROPERTY TAXES	42,369	24,749	55,000	65,000
<i>Property Taxes are assessed within the Park Blvd. Tax Increment District to fund improvements.</i>				
	<b>42,369</b>	<b>24,749</b>	<b>55,000</b>	<b>65,000</b>
<b>PARK BLVD. TAX INC. DIST. TOTAL</b>	<b>42,443</b>	<b>24,803</b>	<b>55,100</b>	<b>65,100</b>

OGDEN REDEVELOPMENT AGENCY  
2013-2014 BUDGET

**SUMMARY OF DEPARTMENTAL EXPENDITURES  
PARK BLVD. TAX INC. DIST.**

	<u>2012 ACTUAL</u>	<u>2013 7-MO ACTUAL</u>	<u>2013 ADOPTED</u>	<u>2014 BUDGET</u>
<b>COMMUNITY AND ECONOMIC DEVELOPMENT</b>				
OTHER OPERATING EXPENSE	17,282	0	55,100	65,100
OPERATING TRANSFERS	25,160	0	0	0
	<u><b>42,442</b></u>	<u><b>0</b></u>	<u><b>55,100</b></u>	<u><b>65,100</b></u>

**DIVISION SUMMARY**

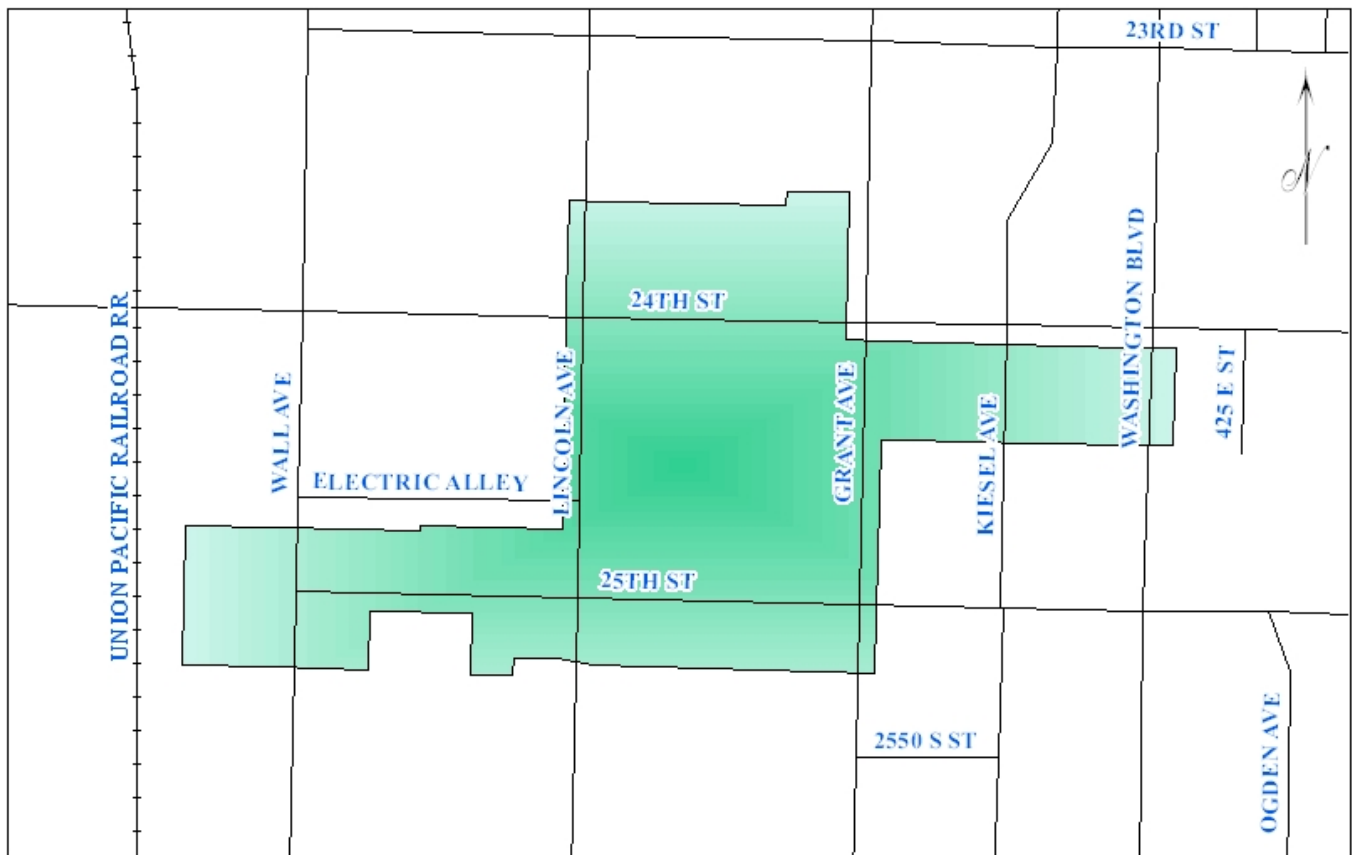
COMMUNITY AND ECONOMIC DEVELOPMENT				
TAX INCREMENT DISTRICTS	42,442	0	55,100	65,100
	<u><b>42,442</b></u>	<u><b>0</b></u>	<u><b>55,100</b></u>	<u><b>65,100</b></u>

**FUNDING SOURCES**

COMMUNITY AND ECONOMIC DEVELOPMENT			
INTEREST INCOME		100	100
TAX REVENUE		55,000	65,000
		<u><b>55,100</b></u>	<u><b>65,100</b></u>



# 25<sup>TH</sup> STREET DISTRICT





# OGDEN REDEVELOPMENT AGENCY

2013-2014 BUDGET

## **SUMMARY OF REVENUES AND EXPENDITURES** **25TH STREET TAX INC. DIST.**

	2012 ACTUAL	2013 ADOPTED	2014 BUDGET
<b>25TH STREET TAX INC. DIST.</b>			
<b>REVENUES</b>			
INTEREST	1,103	2,000	2,000
TAXES	658,463	750,000	750,000
	<b>659,566</b>	<b>752,000</b>	<b>752,000</b>
<b>EXPENDITURES</b>			
TAX INCREMENT DISTRICTS	662,893	752,000	752,000
	<b>662,893</b>	<b>752,000</b>	<b>752,000</b>

OGDEN REDEVELOPMENT AGENCY  
2013-2014 BUDGET

**FISCAL YEAR REVENUE BUDGET  
25TH STREET TAX INC. DIST.**

	<b>2012 ACTUAL</b>	<b>2013 7-MO ACTUAL</b>	<b>2013 ADOPTED</b>	<b>2014 BUDGET</b>
<b>INTEREST</b>				
GENERAL	1,103	1,254	2,000	2,000
<i>Interest Income is any interest earned on positive cash balances.</i>				
	<b>1,103</b>	<b>1,254</b>	<b>2,000</b>	<b>2,000</b>
<b>TAXES</b>				
PROPERTY TAXES	658,463	605,127	750,000	750,000
<i>Property Taxes are assessed within the 25th Street Tax Increment District to fund improvements.</i>				
	<b>658,463</b>	<b>605,127</b>	<b>750,000</b>	<b>750,000</b>
<b>25TH STREET TAX INC. DIST. TOTAL</b>	<b>659,566</b>	<b>606,381</b>	<b>752,000</b>	<b>752,000</b>

# OGDEN REDEVELOPMENT AGENCY

2013-2014 BUDGET

## SUMMARY OF DEPARTMENTAL EXPENDITURES 25TH STREET TAX INC. DIST.

	2012 ACTUAL	2013 7-MO ACTUAL	2013 ADOPTED	2014 BUDGET
<b>COMMUNITY AND ECONOMIC DEVELOPMENT</b>				
OTHER OPERATING EXPENSE	58,275	6,578	200,000	185,000
DEBT SERVICE	114,618	6,048	402,000	408,550
OPERATING TRANSFERS	490,000	0	150,000	158,450
	<u>662,893</u>	<u>12,626</u>	<u>752,000</u>	<u>752,000</u>

### DIVISION SUMMARY

COMMUNITY AND ECONOMIC DEVELOPMENT				
TAX INCREMENT DISTRICTS	662,893	12,626	752,000	752,000
	<u>662,893</u>	<u>12,626</u>	<u>752,000</u>	<u>752,000</u>

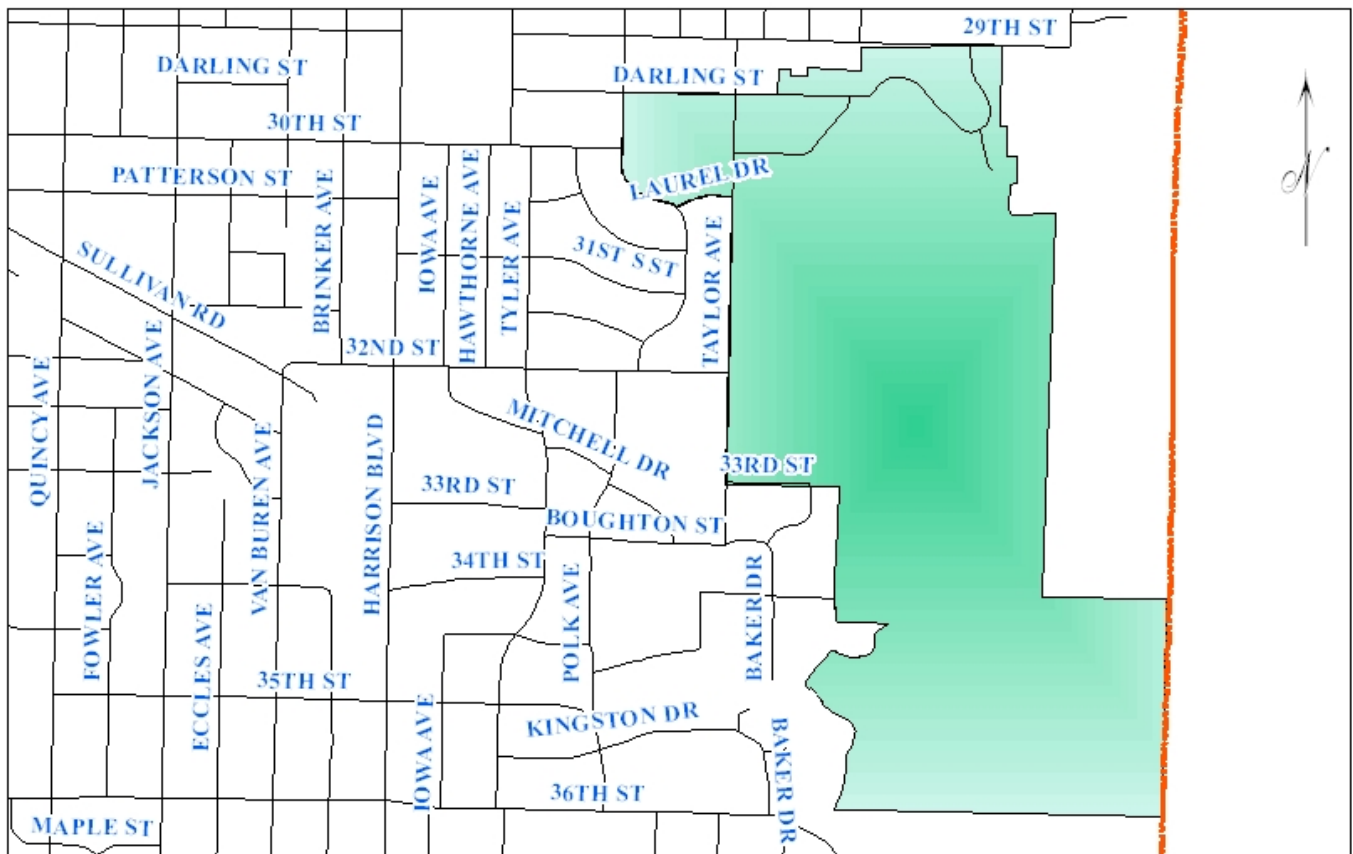
### FUNDING SOURCES

COMMUNITY AND ECONOMIC DEVELOPMENT			
INTEREST INCOME		2,000	2,000
TAX REVENUE		750,000	750,000
		<u>752,000</u>	<u>752,000</u>

## 2013-2014 BUDGET

[illegible]

# ST. BENEDICTS DISTRICT



# OGDEN REDEVELOPMENT AGENCY

2013-2014 BUDGET

## SUMMARY OF REVENUES AND EXPENDITURES

### ST. BENEDICTS TAX INC. DIST.

	2012 ACTUAL	2013 ADOPTED	2014 BUDGET
<b>ST. BENEDICTS TAX INC. DIST.</b>			
<b>REVENUES</b>			
INTEREST	374	850	500
TAXES	215,640	225,000	250,000
	<b>216,014</b>	<b>225,850</b>	<b>250,500</b>
<b>EXPENDITURES</b>			
TAX INCREMENT DISTRICTS	216,014	225,850	250,500
	<b>216,014</b>	<b>225,850</b>	<b>250,500</b>

OGDEN REDEVELOPMENT AGENCY  
2013-2014 BUDGET

**FISCAL YEAR REVENUE BUDGET  
ST. BENEDICTS TAX INC. DIST.**

	<b>2012 ACTUAL</b>	<b>2013 7-MO ACTUAL</b>	<b>2013 ADOPTED</b>	<b>2014 BUDGET</b>
<b>INTEREST</b>				
GENERAL	374	388	850	500
<i>Interest Income is any interest earned on positive cash balances.</i>				
	<b>374</b>	<b>388</b>	<b>850</b>	<b>500</b>
<b>TAXES</b>				
PROPERTY TAXES	215,640	180,805	225,000	250,000
<i>Property Taxes are assessed within the St. Benedicts Tax Increment District to fund improvements.</i>				
	<b>215,640</b>	<b>180,805</b>	<b>225,000</b>	<b>250,000</b>
<b>ST. BENEDICTS TAX INC. DIST. TOTAL</b>	<b>216,014</b>	<b>181,193</b>	<b>225,850</b>	<b>250,500</b>

OGDEN REDEVELOPMENT AGENCY  
2013-2014 BUDGET

**SUMMARY OF DEPARTMENTAL EXPENDITURES  
ST. BENEDICTS TAX INC. DIST.**

	<u>2012 ACTUAL</u>	<u>2013 7-MO ACTUAL</u>	<u>2013 ADOPTED</u>	<u>2014 BUDGET</u>
<b>COMMUNITY AND ECONOMIC DEVELOPMENT</b>				
OTHER OPERATING EXPENSE	216,014	0	225,850	250,500
	<u><b>216,014</b></u>	<u><b>0</b></u>	<u><b>225,850</b></u>	<u><b>250,500</b></u>

**DIVISION SUMMARY**

COMMUNITY AND ECONOMIC DEVELOPMENT				
TAX INCREMENT DISTRICTS	216,014	0	225,850	250,500
	<u><b>216,014</b></u>	<u><b>0</b></u>	<u><b>225,850</b></u>	<u><b>250,500</b></u>

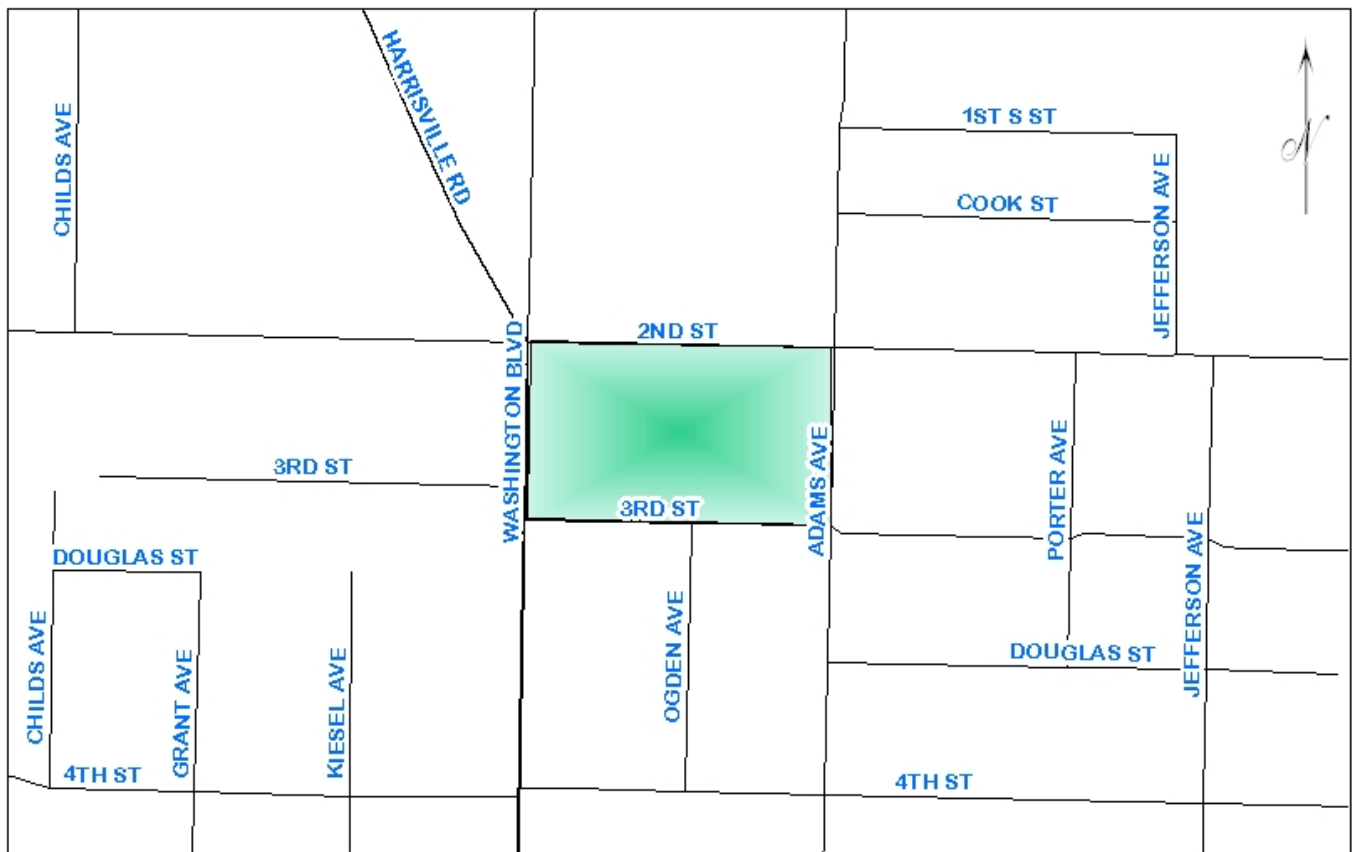
**FUNDING SOURCES**

COMMUNITY AND ECONOMIC DEVELOPMENT			
INTEREST INCOME		850	500
TAX REVENUE		225,000	250,000
		<u><b>225,850</b></u>	<u><b>250,500</b></u>





# UNION GARDENS DISTRICT



# OGDEN REDEVELOPMENT AGENCY

2013-2014 BUDGET

## SUMMARY OF REVENUES AND EXPENDITURES

### UNION GARDENS TAX INC. DIST.

	2012 ACTUAL	2013 ADOPTED	2014 BUDGET
<b>UNION GARDENS TAX INC. DIST.</b>			
<b>REVENUES</b>			
INTEREST	27	100	100
TAXES	15,467	15,000	20,000
	<u>15,494</u>	<u>15,100</u>	<u>20,100</u>
<b>EXPENDITURES</b>			
TAX INCREMENT DISTRICTS	15,494	15,100	20,100
	<u>15,494</u>	<u>15,100</u>	<u>20,100</u>

# OGDEN REDEVELOPMENT AGENCY

2013-2014 BUDGET

## **FISCAL YEAR REVENUE BUDGET** **UNION GARDENS TAX INC. DIST.**

	2012 ACTUAL	2013 7-MO ACTUAL	2013 ADOPTED	2014 BUDGET
<b>INTEREST</b>				
GENERAL	27	31	100	100
<i>Interest Income is any interest earned on positive cash balances.</i>				
	<u>27</u>	<u>31</u>	<u>100</u>	<u>100</u>
<b>TAXES</b>				
PROPERTY TAXES	15,467	18,794	15,000	20,000
<i>Property Taxes are assessed within the Union Gardens Tax Increment District to fund improvements.</i>				
	<u>15,467</u>	<u>18,794</u>	<u>15,000</u>	<u>20,000</u>
<b>UNION GARDENS TAX INC. DIST. TOTAL</b>	<u>15,494</u>	<u>18,825</u>	<u>15,100</u>	<u>20,100</u>

OGDEN REDEVELOPMENT AGENCY  
2013-2014 BUDGET

**SUMMARY OF DEPARTMENTAL EXPENDITURES  
UNION GARDENS TAX INC. DIST.**

	<u>2012 ACTUAL</u>	<u>2013 7-MO ACTUAL</u>	<u>2013 ADOPTED</u>	<u>2014 BUDGET</u>
<b>COMMUNITY AND ECONOMIC DEVELOPMENT</b>				
OTHER OPERATING EXPENSE	15,494	0	15,100	20,100
DEBT SERVICE	0	3,000	0	0
	<u>15,494</u>	<u>3,000</u>	<u>15,100</u>	<u>20,100</u>

**DIVISION SUMMARY**

COMMUNITY AND ECONOMIC DEVELOPMENT				
TAX INCREMENT DISTRICTS	15,494	3,000	15,100	20,100
	<u>15,494</u>	<u>3,000</u>	<u>15,100</u>	<u>20,100</u>

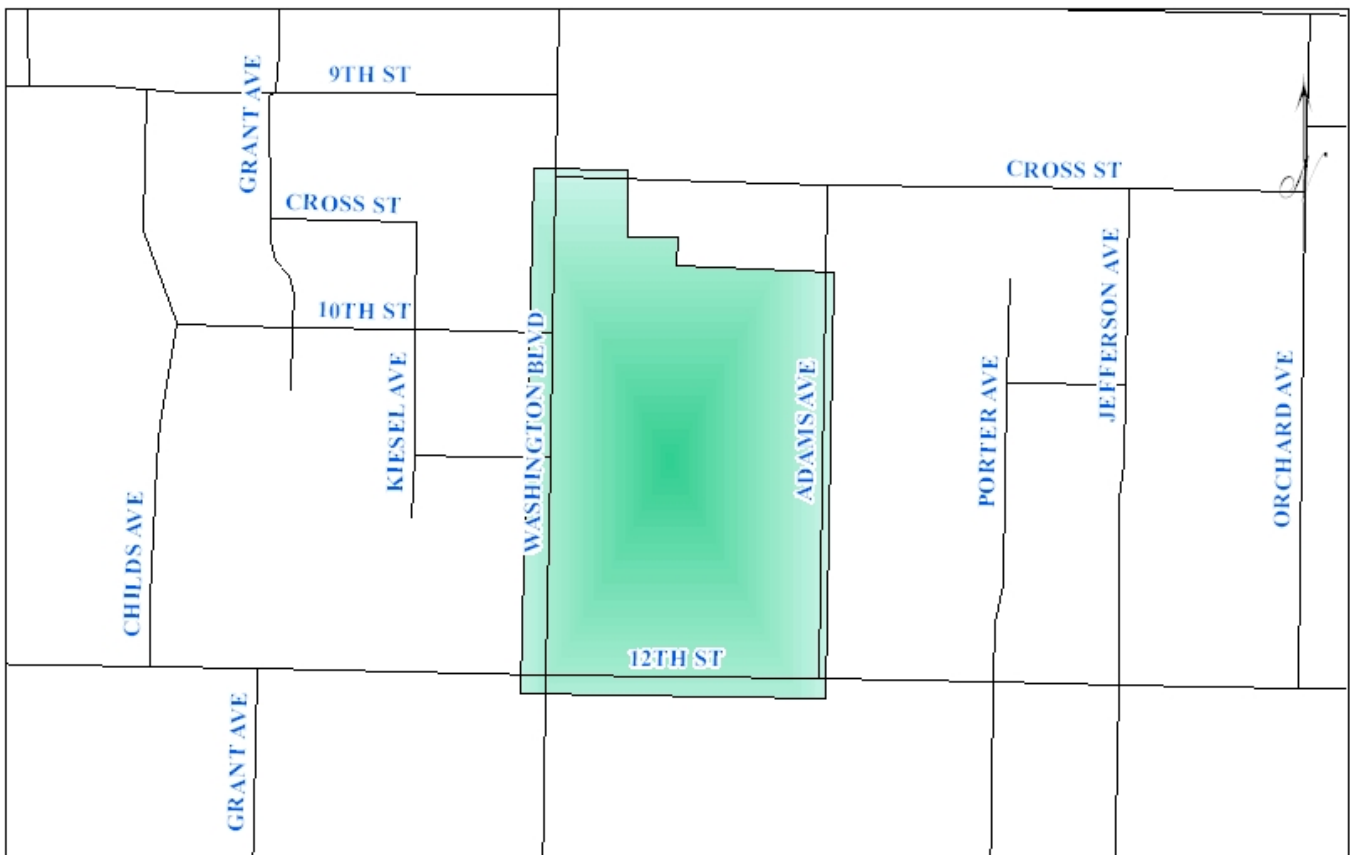
**FUNDING SOURCES**

COMMUNITY AND ECONOMIC DEVELOPMENT			
INTEREST INCOME		100	100
TAX REVENUE		15,000	20,000
		<u>15,100</u>	<u>20,100</u>

## 2013-2014 BUDGET

	2012 ACTUAL	2013 7-MO ACTUAL	2013 ADOPTED	2014 BUDGET
<b>COMMUNITY AND ECONOMIC DEVELOPMENT</b>				
TAX INCREMENT DISTRICTS				
OTHER OPERATING EXPENSE	15,494	0	15,100	20,100
DEBT SERVICE	0	3,000	0	0
	<b>15,494</b>	<b>3,000</b>	<b>15,100</b>	<b>20,100</b>
COMMUNITY AND ECONOMIC DEVELOPMENT TOTAL:	<b>15,494</b>	<b>3,000</b>	<b>15,100</b>	<b>20,100</b>

# 12<sup>TH</sup> STREET DISTRICT



# OGDEN REDEVELOPMENT AGENCY

2013-2014 BUDGET

## **SUMMARY OF REVENUES AND EXPENDITURES** **12TH STREET TAX INC. DIST.**

	2012 ACTUAL	2013 ADOPTED	2014 BUDGET
<b>12TH STREET TAX INC. DIST.</b>			
<b>REVENUES</b>			
INTEREST	228	750	500
TAXES	130,046	160,000	160,000
	<u><b>130,274</b></u>	<u><b>160,750</b></u>	<u><b>160,500</b></u>
<b>EXPENDITURES</b>			
TAX INCREMENT DISTRICTS	130,274	160,750	160,500
	<u><b>130,274</b></u>	<u><b>160,750</b></u>	<u><b>160,500</b></u>



OGDEN REDEVELOPMENT AGENCY  
2013-2014 BUDGET

**FISCAL YEAR REVENUE BUDGET  
12TH STREET TAX INC. DIST.**

	<b>2012 ACTUAL</b>	<b>2013 7-MO ACTUAL</b>	<b>2013 ADOPTED</b>	<b>2014 BUDGET</b>
<b>INTEREST</b>				
GENERAL	228	280	750	500
<i>Interest Income is any interest earned on positive cash balances.</i>				
	<b>228</b>	<b>280</b>	<b>750</b>	<b>500</b>
<b>TAXES</b>				
PROPERTY TAXES	130,046	130,687	160,000	160,000
<i>Property Taxes are assessed within the 12th Street Tax Increment District to fund improvements.</i>				
	<b>130,046</b>	<b>130,687</b>	<b>160,000</b>	<b>160,000</b>
<b>12TH STREET TAX INC. DIST. TOTAL</b>	<b>130,274</b>	<b>130,967</b>	<b>160,750</b>	<b>160,500</b>

# OGDEN REDEVELOPMENT AGENCY

2013-2014 BUDGET

## SUMMARY OF DEPARTMENTAL EXPENDITURES 12TH STREET TAX INC. DIST.

	<u>2012 ACTUAL</u>	<u>2013 7-MO ACTUAL</u>	<u>2013 ADOPTED</u>	<u>2014 BUDGET</u>
<b>COMMUNITY AND ECONOMIC DEVELOPMENT</b>				
OTHER OPERATING EXPENSE	51,061	0	90,500	89,975
OPERATING TRANSFERS	79,213	0	70,250	70,525
	<u><b>130,274</b></u>	<u><b>0</b></u>	<u><b>160,750</b></u>	<u><b>160,500</b></u>

### DIVISION SUMMARY

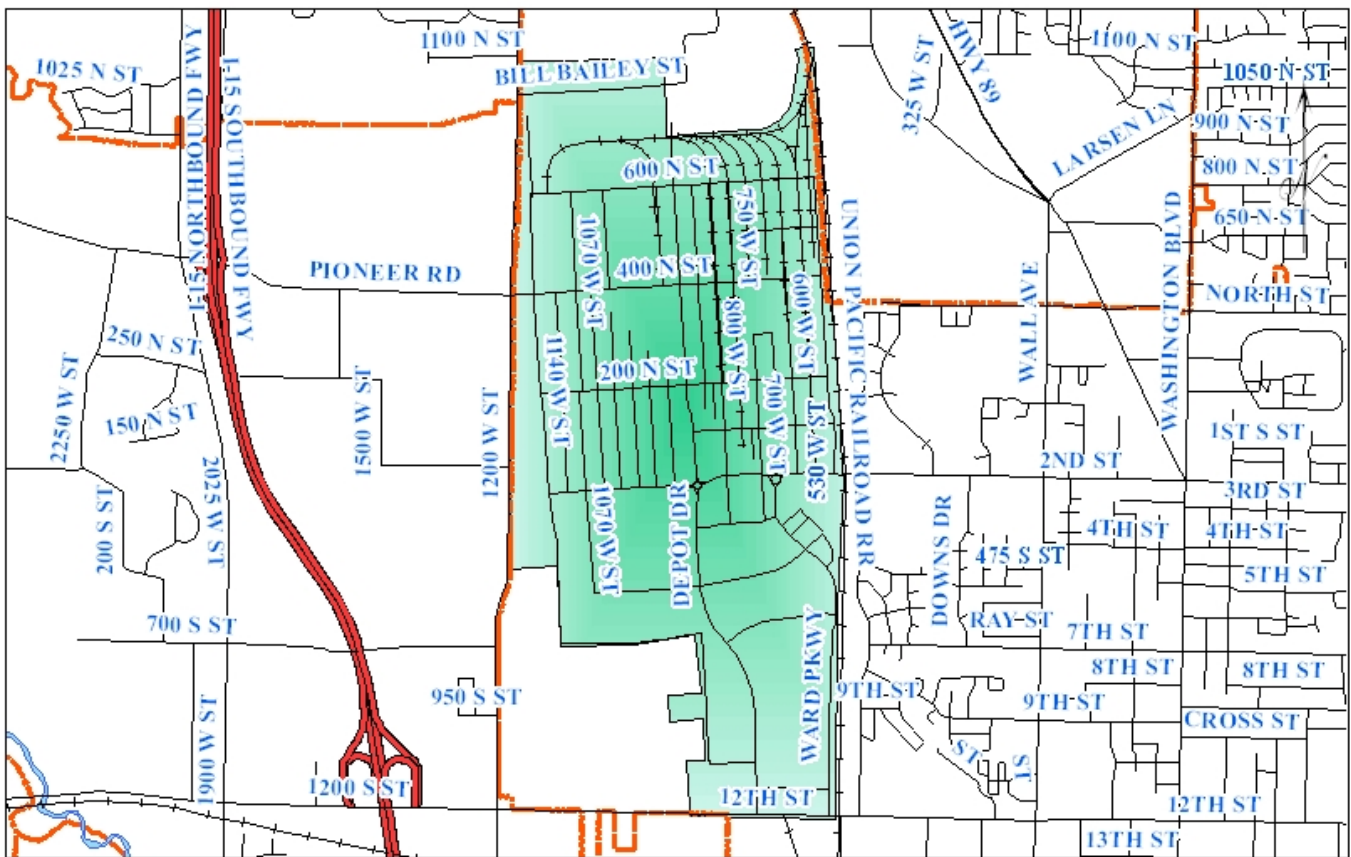
COMMUNITY AND ECONOMIC DEVELOPMENT				
TAX INCREMENT DISTRICTS	130,274	0	160,750	160,500
	<u><b>130,274</b></u>	<u><b>0</b></u>	<u><b>160,750</b></u>	<u><b>160,500</b></u>

### FUNDING SOURCES

COMMUNITY AND ECONOMIC DEVELOPMENT			
INTEREST INCOME		750	500
TAX REVENUE		160,000	160,000
		<u><b>160,750</b></u>	<u><b>160,500</b></u>



# DDO DISTRICT



# OGDEN REDEVELOPMENT AGENCY

2013-2014 BUDGET

## SUMMARY OF REVENUES AND EXPENDITURES DDO TAX INC. DIST.

	2012 ACTUAL	2013 ADOPTED	2014 BUDGET
<b>DDO TAX INC. DIST.</b>			
<b>REVENUES</b>			
INTEREST	47,371	10,000	10,000
OTHER FINANCING SOURCES	5,375,000	0	0
TAXES	4,646,956	6,100,000	6,300,000
	<b>10,069,328</b>	<b>6,110,000</b>	<b>6,310,000</b>
<b>EXPENDITURES</b>			
TAX INCREMENT DISTRICTS	2,654,499	4,970,925	4,769,300
TAX INCREMENT DISTRICTS DEBT SERVICE	7,889,756	1,139,075	1,540,700
	<b>10,544,254</b>	<b>6,110,000</b>	<b>6,310,000</b>

# OGDEN REDEVELOPMENT AGENCY

2013-2014 BUDGET

## FISCAL YEAR REVENUE BUDGET DDO TAX INC. DIST.

	2012 ACTUAL	2013 7-MO ACTUAL	2013 ADOPTED	2014 BUDGET
<b>INTEREST</b>				
GENERAL	47,371	8,877	10,000	10,000
<i>Interest Income is any interest earned on positive cash balances.</i>				
	<b>47,371</b>	<b>8,877</b>	<b>10,000</b>	<b>10,000</b>
<b>OTHER FINANCING SOURCES</b>				
BOND AND LOAN PROCEEDS	5,375,000	0	0	0
<i>Bond refunding on previously issued bonds.</i>				
	<b>5,375,000</b>	<b>0</b>	<b>0</b>	<b>0</b>
<b>TAXES</b>				
PROPERTY TAXES	4,646,956	3,940,791	6,100,000	6,300,000
<i>Property Taxes are assessed within the DDO Tax Increment District to fund improvements.</i>				
	<b>4,646,956</b>	<b>3,940,791</b>	<b>6,100,000</b>	<b>6,300,000</b>
<b>DDO TAX INC. DIST. TOTAL</b>	<b>10,069,328</b>	<b>3,949,667</b>	<b>6,110,000</b>	<b>6,310,000</b>

OGDEN REDEVELOPMENT AGENCY  
2013-2014 BUDGET

**SUMMARY OF DEPARTMENTAL EXPENDITURES  
DDO TAX INC. DIST.**

	<u>2012 ACTUAL</u>	<u>2013 7-MO ACTUAL</u>	<u>2013 ADOPTED</u>	<u>2014 BUDGET</u>
<b>BUSINESS DEVELOPMENT</b>				
DEBT SERVICE	7,889,756	1,847,822	1,139,075	1,540,700
	<u><b>7,889,756</b></u>	<u><b>1,847,822</b></u>	<u><b>1,139,075</b></u>	<u><b>1,540,700</b></u>
<b>DIVISION SUMMARY</b>				
BUSINESS DEVELOPMENT				
TAX INCREMENT DISTRICTS	7,889,756	1,847,822	1,139,075	1,540,700
DEBT SERVICE				
	<u><b>7,889,756</b></u>	<u><b>1,847,822</b></u>	<u><b>1,139,075</b></u>	<u><b>1,540,700</b></u>
<b>FUNDING SOURCES</b>				
BUSINESS DEVELOPMENT				
TAX REVENUE			1,139,075	1,540,700
			<u><b>1,139,075</b></u>	<u><b>1,540,700</b></u>

## 2013-2014 BUDGET

	2012 ACTUAL	2013 7-MO ACTUAL	2013 ADOPTED	2014 BUDGET
BUSINESS DEVELOPMENT				
TAX INCREMENT DISTRICTS DEBT SERVICE				
DEBT SERVICE	7,889,756	1,847,822	1,139,075	1,540,700
	<u>7,889,756</u>	<u>1,847,822</u>	<u>1,139,075</u>	<u>1,540,700</u>
BUSINESS DEVELOPMENT TOTAL:	<u>7,889,756</u>	<u>1,847,822</u>	<u>1,139,075</u>	<u>1,540,700</u>



# OGDEN REDEVELOPMENT AGENCY

2013-2014 BUDGET

## SUMMARY OF DEPARTMENTAL EXPENDITURES DDO TAX INC. DIST.

	<u>2012 ACTUAL</u>	<u>2013 7-MO ACTUAL</u>	<u>2013 ADOPTED</u>	<u>2014 BUDGET</u>
<b>COMMUNITY AND ECONOMIC DEVELOPMENT</b>				
OTHER OPERATING EXPENSE	54,499	15,934	1,672,025	1,470,400
INTERAGENCY TRANSFERS	2,600,000	0	3,298,900	3,298,900
	<u><b>2,654,499</b></u>	<u><b>15,934</b></u>	<u><b>4,970,925</b></u>	<u><b>4,769,300</b></u>

### DIVISION SUMMARY

COMMUNITY AND ECONOMIC DEVELOPMENT				
TAX INCREMENT DISTRICTS	2,654,499	15,934	4,970,925	4,769,300
	<u><b>2,654,499</b></u>	<u><b>15,934</b></u>	<u><b>4,970,925</b></u>	<u><b>4,769,300</b></u>

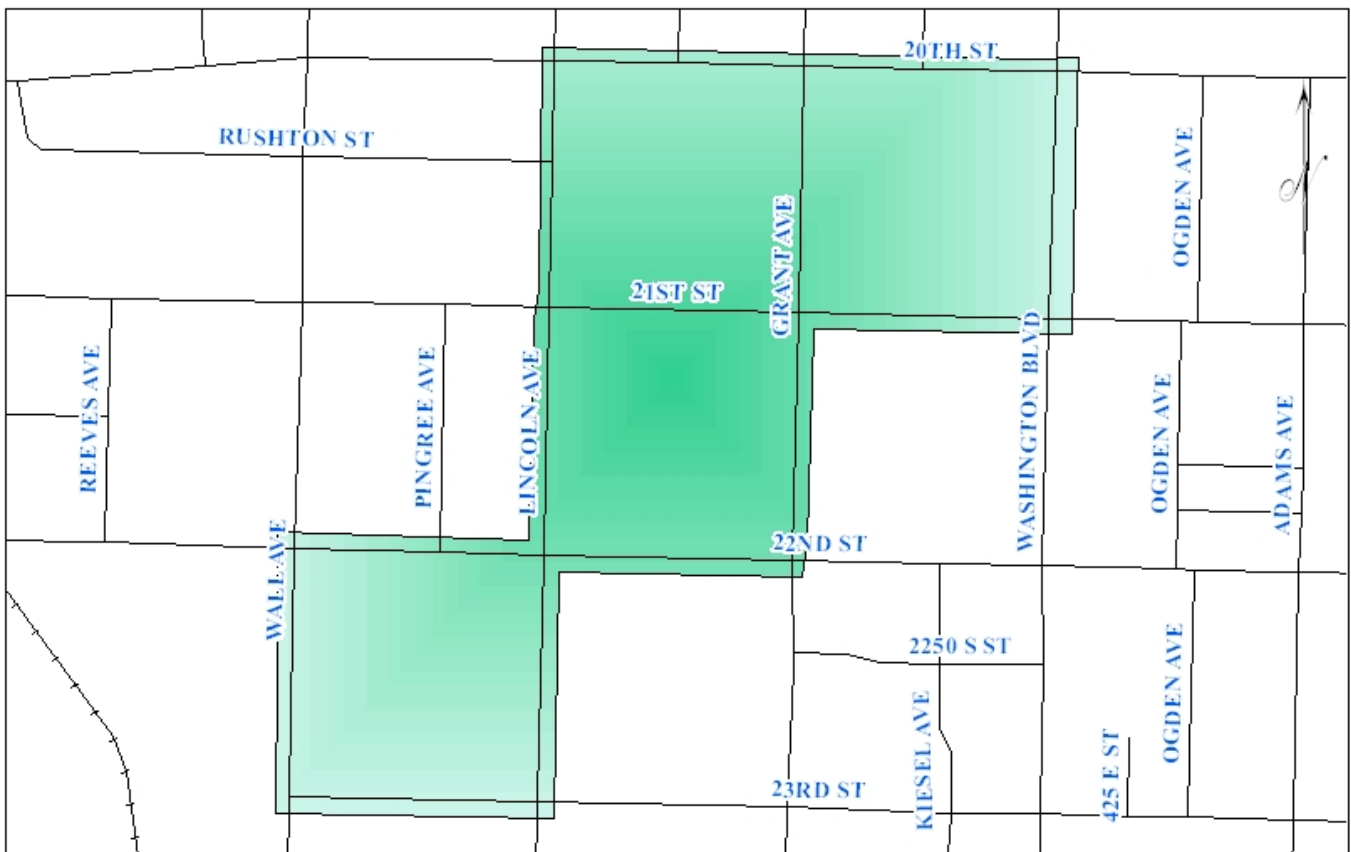
### FUNDING SOURCES

COMMUNITY AND ECONOMIC DEVELOPMENT				
INTEREST INCOME			10,000	10,000
TAX REVENUE			4,960,925	4,759,300
			<u><b>4,970,925</b></u>	<u><b>4,769,300</b></u>

## 2013-2014 BUDGET

	2012 ACTUAL	2013 7-MO ACTUAL	2013 ADOPTED	2014 BUDGET
<b>COMMUNITY AND ECONOMIC DEVELOPMENT</b>				
TAX INCREMENT DISTRICTS				
OTHER OPERATING EXPENSE	54,499	15,934	1,672,025	1,470,400
INTERAGENCY TRANSFERS	2,600,000	0	3,298,900	3,298,900
	<b>2,654,499</b>	<b>15,934</b>	<b>4,970,925</b>	<b>4,769,300</b>
COMMUNITY AND ECONOMIC DEVELOPMENT TOTAL:	<b>2,654,499</b>	<b>15,934</b>	<b>4,970,925</b>	<b>4,769,300</b>

# AMERICAN CAN DISTRICT



# OGDEN REDEVELOPMENT AGENCY

2013-2014 BUDGET

## **SUMMARY OF REVENUES AND EXPENDITURES** **AMERICAN CAN TAX INC. DIST.**

	2012 ACTUAL	2013 ADOPTED	2014 BUDGET
<b>AMERICAN CAN TAX INC. DIST.</b>			
<b>REVENUES</b>			
INTEREST	6,960	5,000	5,000
TAXES	481,134	550,000	600,000
	<b>488,094</b>	<b>555,000</b>	<b>605,000</b>
<b>EXPENDITURES</b>			
TAX INCREMENT DISTRICTS	635,506	555,000	605,000
	<b>635,506</b>	<b>555,000</b>	<b>605,000</b>

OGDEN REDEVELOPMENT AGENCY  
2013-2014 BUDGET

**FISCAL YEAR REVENUE BUDGET  
AMERICAN CAN TAX INC. DIST.**

	<b>2012 ACTUAL</b>	<b>2013 7-MO ACTUAL</b>	<b>2013 ADOPTED</b>	<b>2014 BUDGET</b>
<b>INTEREST</b>				
GENERAL	6,960	2,668	5,000	5,000
<i>Interest Income is any interest earned on positive cash balances.</i>				
	<b>6,960</b>	<b>2,668</b>	<b>5,000</b>	<b>5,000</b>
<b>TAXES</b>				
PROPERTY TAXES	481,134	419,369	550,000	600,000
<i>Property Taxes are assessed within the American Can Tax Increment District to fund improvements.</i>				
	<b>481,134</b>	<b>419,369</b>	<b>550,000</b>	<b>600,000</b>
<b>AMERICAN CAN TAX INC. DIST. TOTAL</b>	<b>488,094</b>	<b>422,037</b>	<b>555,000</b>	<b>605,000</b>

# OGDEN REDEVELOPMENT AGENCY

2013-2014 BUDGET

## SUMMARY OF DEPARTMENTAL EXPENDITURES AMERICAN CAN TAX INC. DIST.

	<u>2012 ACTUAL</u>	<u>2013 7-MO ACTUAL</u>	<u>2013 ADOPTED</u>	<u>2014 BUDGET</u>
<b>COMMUNITY AND ECONOMIC DEVELOPMENT</b>				
CHARGES FOR SERVICES	80,504	0	17,500	25,000
OTHER OPERATING EXPENSE	77,718	37,528	175,000	205,000
DEBT SERVICE	357,000	0	250,000	250,000
OPERATING TRANSFERS	120,284	0	112,500	125,000
	<u><b>635,506</b></u>	<u><b>37,528</b></u>	<u><b>555,000</b></u>	<u><b>605,000</b></u>

### DIVISION SUMMARY

COMMUNITY AND ECONOMIC DEVELOPMENT				
TAX INCREMENT DISTRICTS	635,506	37,528	555,000	605,000
	<u><b>635,506</b></u>	<u><b>37,528</b></u>	<u><b>555,000</b></u>	<u><b>605,000</b></u>

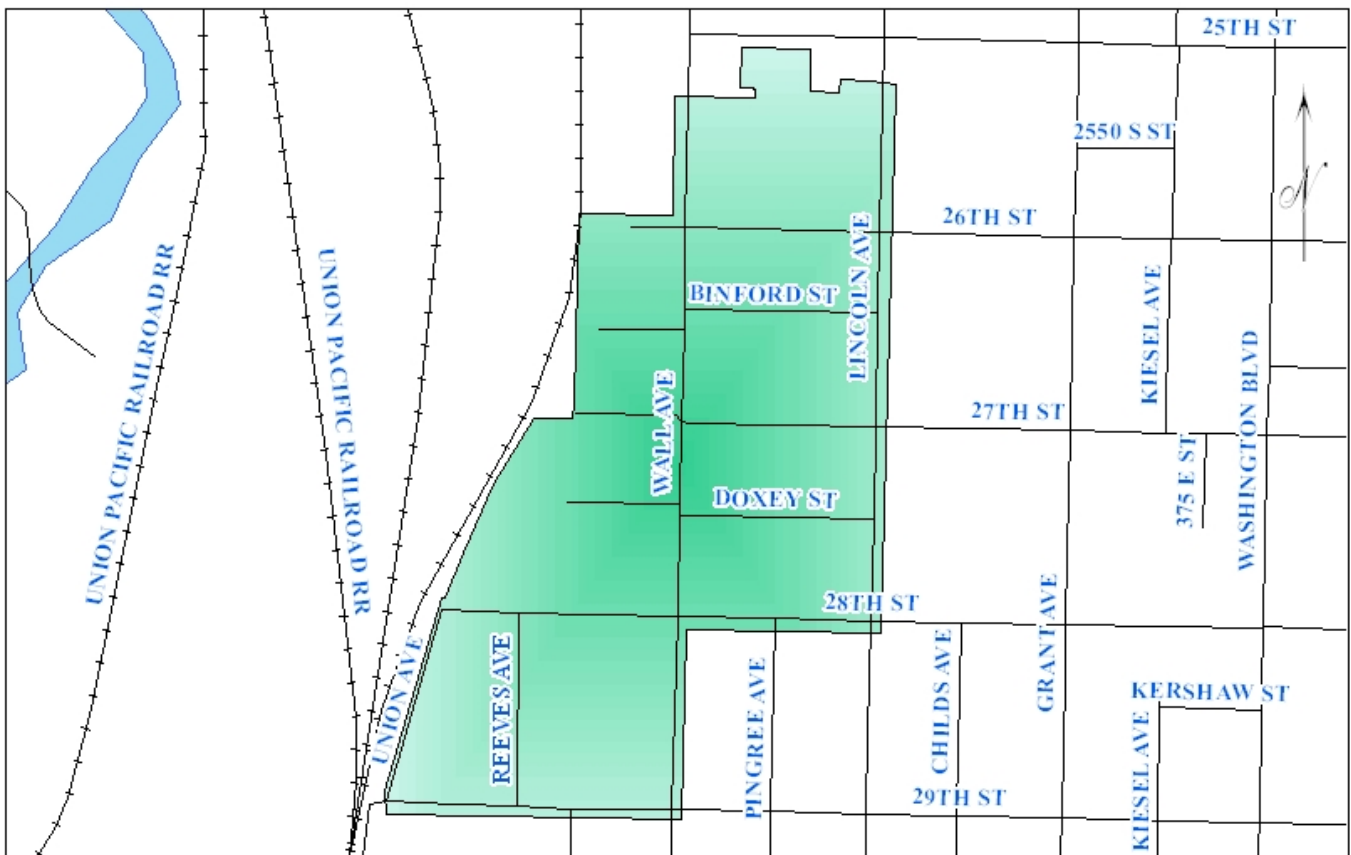
### FUNDING SOURCES

COMMUNITY AND ECONOMIC DEVELOPMENT			
INTEREST INCOME		5,000	5,000
TAX REVENUE		550,000	600,000
		<u><b>555,000</b></u>	<u><b>605,000</b></u>

## 2013-2014 BUDGET

	2012 ACTUAL	2013 7-MO ACTUAL	2013 ADOPTED	2014 BUDGET
COMMUNITY AND ECONOMIC DEVELOPMENT				
TAX INCREMENT DISTRICTS				
CHARGES FOR SERVICES	80,504	0	17,500	25,000
OTHER OPERATING EXPENSE	77,718	37,528	175,000	205,000
DEBT SERVICE	357,000	0	250,000	250,000
OPERATING TRANSFERS	120,284	0	112,500	125,000
	<b>635,506</b>	<b>37,528</b>	<b>555,000</b>	<b>605,000</b>
COMMUNITY AND ECONOMIC DEVELOPMENT TOTAL:	<b>635,506</b>	<b>37,528</b>	<b>555,000</b>	<b>605,000</b>

# WALL AVE DISTRICT





# OGDEN REDEVELOPMENT AGENCY

2013-2014 BUDGET

## SUMMARY OF REVENUES AND EXPENDITURES

### WALL AVENUE TAX INC. DIST.

	2012 ACTUAL	2013 ADOPTED	2014 BUDGET
<b>WALL AVENUE TAX INC. DIST.</b>			
<b>REVENUES</b>			
INTEREST	1,655	2,500	2,500
TAXES	157,025	240,000	240,000
	<b>158,680</b>	<b>242,500</b>	<b>242,500</b>
<b>EXPENDITURES</b>			
TAX INCREMENT DISTRICTS	101,881	242,500	242,500
	<b>101,881</b>	<b>242,500</b>	<b>242,500</b>

OGDEN REDEVELOPMENT AGENCY  
2013-2014 BUDGET

**FISCAL YEAR REVENUE BUDGET  
WALL AVENUE TAX INC. DIST.**

	<b>2012 ACTUAL</b>	<b>2013 7-MO ACTUAL</b>	<b>2013 ADOPTED</b>	<b>2014 BUDGET</b>
<b>INTEREST</b>				
GENERAL	1,655	1,574	2,500	2,500
<i>Interest Income is any interest earned on positive cash balances.</i>				
	<b>1,655</b>	<b>1,574</b>	<b>2,500</b>	<b>2,500</b>
<b>TAXES</b>				
PROPERTY TAXES	157,025	129,656	240,000	240,000
<i>Property Taxes are assessed within the Wall Avenue Tax Increment District to fund improvements.</i>				
	<b>157,025</b>	<b>129,656</b>	<b>240,000</b>	<b>240,000</b>
<b>WALL AVENUE TAX INC. DIST. TOTAL</b>	<b>158,680</b>	<b>131,230</b>	<b>242,500</b>	<b>242,500</b>

OGDEN REDEVELOPMENT AGENCY  
2013-2014 BUDGET

**SUMMARY OF DEPARTMENTAL EXPENDITURES  
WALL AVENUE TAX INC. DIST.**

	<u>2012 ACTUAL</u>	<u>2013 7-MO ACTUAL</u>	<u>2013 ADOPTED</u>	<u>2014 BUDGET</u>
<b>COMMUNITY AND ECONOMIC DEVELOPMENT</b>				
OTHER OPERATING EXPENSE	555	0	150,975	146,700
DEBT SERVICE	62,070	2,437	56,525	60,800
OPERATING TRANSFERS	39,256	0	35,000	35,000
	<u><b>101,881</b></u>	<u><b>2,437</b></u>	<u><b>242,500</b></u>	<u><b>242,500</b></u>

**DIVISION SUMMARY**

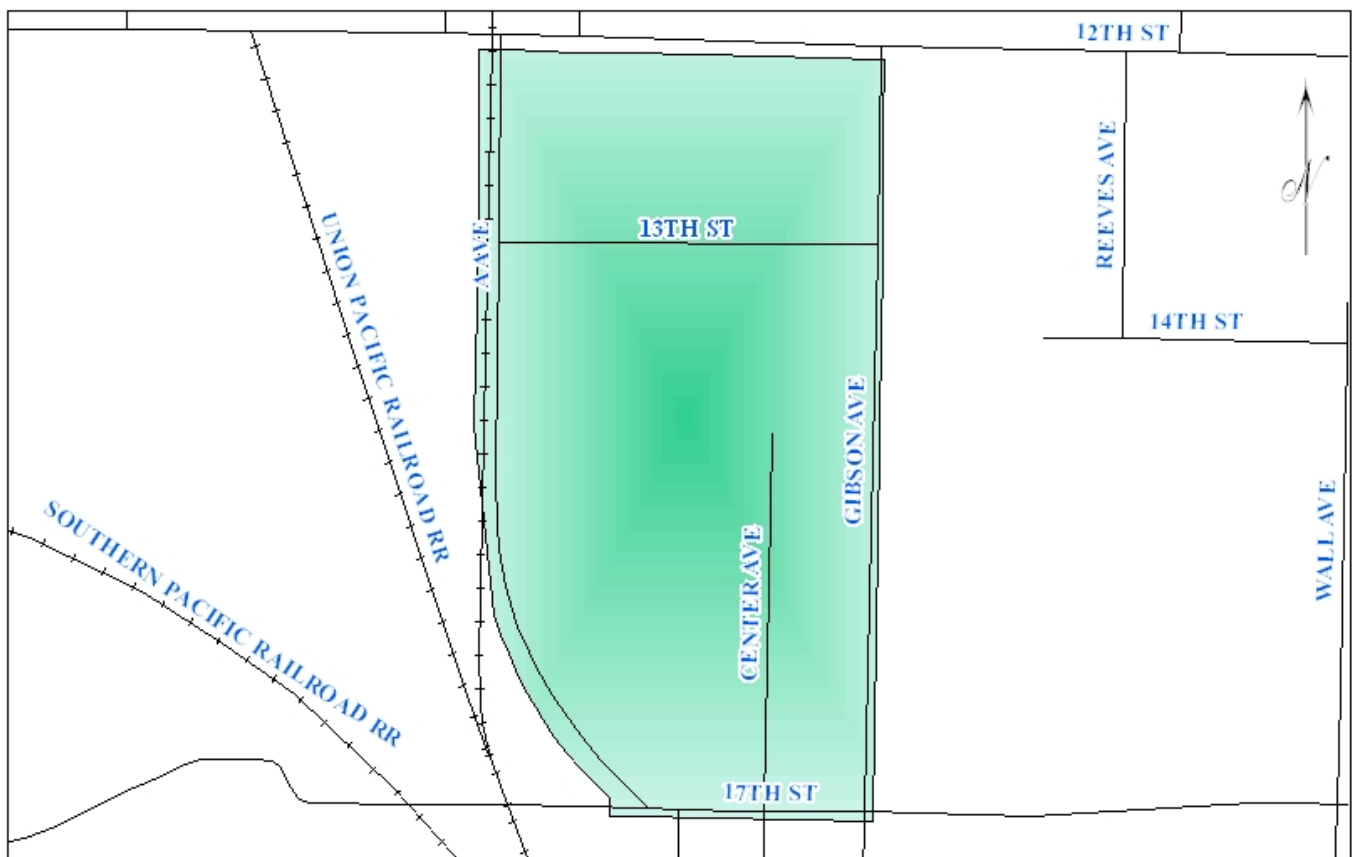
COMMUNITY AND ECONOMIC DEVELOPMENT				
TAX INCREMENT DISTRICTS	101,881	2,437	242,500	242,500
	<u><b>101,881</b></u>	<u><b>2,437</b></u>	<u><b>242,500</b></u>	<u><b>242,500</b></u>

**FUNDING SOURCES**

COMMUNITY AND ECONOMIC DEVELOPMENT			
INTEREST INCOME		2,500	2,500
TAX REVENUE		240,000	240,000
		<u><b>242,500</b></u>	<u><b>242,500</b></u>



# WEST 12TH DISTRICT



# OGDEN REDEVELOPMENT AGENCY

2013-2014 BUDGET

## **SUMMARY OF REVENUES AND EXPENDITURES** **WEST 12TH TAX INC. DIST.**

	2012 ACTUAL	2013 ADOPTED	2014 BUDGET
<b>WEST 12TH TAX INC. DIST.</b>			
<b>REVENUES</b>			
INTEREST	4,162	5,000	5,000
TAXES	1,537,258	3,000,000	3,000,000
	<b>1,541,420</b>	<b>3,005,000</b>	<b>3,005,000</b>
<b>EXPENDITURES</b>			
TAX INCREMENT DISTRICTS	1,816,751	3,005,000	3,005,000
	<b>1,816,751</b>	<b>3,005,000</b>	<b>3,005,000</b>

OGDEN REDEVELOPMENT AGENCY  
2013-2014 BUDGET

**FISCAL YEAR REVENUE BUDGET  
WEST 12TH TAX INC. DIST.**

	<b>2012 ACTUAL</b>	<b>2013 7-MO ACTUAL</b>	<b>2013 ADOPTED</b>	<b>2014 BUDGET</b>
<b>INTEREST</b>				
GENERAL	4,162	3,516	5,000	5,000
<i>Interest Income is any interest earned on positive cash balances.</i>				
	<b>4,162</b>	<b>3,516</b>	<b>5,000</b>	<b>5,000</b>
<b>TAXES</b>				
PROPERTY TAXES	1,537,258	1,390,409	3,000,000	3,000,000
<i>Property Taxes are assessed within the West 12th Tax Increment District to fund improvements.</i>				
	<b>1,537,258</b>	<b>1,390,409</b>	<b>3,000,000</b>	<b>3,000,000</b>
<b>WEST 12TH TAX INC. DIST. TOTAL</b>	<b>1,541,420</b>	<b>1,393,925</b>	<b>3,005,000</b>	<b>3,005,000</b>

# OGDEN REDEVELOPMENT AGENCY

2013-2014 BUDGET

## SUMMARY OF DEPARTMENTAL EXPENDITURES WEST 12TH TAX INC. DIST.

	2012 ACTUAL	2013 7-MO ACTUAL	2013 ADOPTED	2014 BUDGET
<b>COMMUNITY AND ECONOMIC DEVELOPMENT</b>				
OTHER OPERATING EXPENSE	132,245	0	1,400,000	1,400,000
DEBT SERVICE	1,327,579	3,500	1,235,525	1,235,525
OPERATING TRANSFERS	356,927	0	369,475	369,475
	<u>1,816,751</u>	<u>3,500</u>	<u>3,005,000</u>	<u>3,005,000</u>

### DIVISION SUMMARY

COMMUNITY AND ECONOMIC DEVELOPMENT				
TAX INCREMENT DISTRICTS	1,816,751	3,500	3,005,000	3,005,000
	<u>1,816,751</u>	<u>0</u>	<u>3,005,000</u>	<u>3,005,000</u>

### FUNDING SOURCES

COMMUNITY AND ECONOMIC DEVELOPMENT			
INTEREST INCOME		5,000	5,000
TAX REVENUE		3,000,000	3,000,000
		<u>3,005,000</u>	<u>3,005,000</u>



## 2013-2014 BUDGET

	2012 ACTUAL	2013 7-MO ACTUAL	2013 ADOPTED	2014 BUDGET
<b>COMMUNITY AND ECONOMIC DEVELOPMENT</b>				
TAX INCREMENT DISTRICTS				
OTHER OPERATING EXPENSE	132,245	0	1,400,000	1,400,000
DEBT SERVICE	1,327,579	3,500	1,235,525	1,235,525
OPERATING TRANSFERS	356,927	0	369,475	369,475
	<b>1,816,751</b>	<b>3,500</b>	<b>3,005,000</b>	<b>3,005,000</b>
COMMUNITY AND ECONOMIC DEVELOPMENT TOTAL:	<b>1,816,751</b>	<b>3,500</b>	<b>3,005,000</b>	<b>3,005,000</b>

# HINCKLEY DRIVE DISTRICT



# OGDEN REDEVELOPMENT AGENCY

2013-2014 BUDGET

## **SUMMARY OF REVENUES AND EXPENDITURES** **HINCKLEY DR TAX INC. DIST.**

	2012 ACTUAL	2013 ADOPTED	2014 BUDGET
<b>HINCKLEY DR TAX INC. DIST.</b>			
<b>REVENUES</b>			
INTEREST	2,115	5,000	5,000
TAXES	523,062	1,030,000	1,035,000
	<u>525,177</u>	<u>1,035,000</u>	<u>1,040,000</u>
<b>EXPENDITURES</b>			
TAX INCREMENT DISTRICTS	537,146	1,035,000	1,040,000
	<u>537,146</u>	<u>1,035,000</u>	<u>1,040,000</u>

OGDEN REDEVELOPMENT AGENCY  
2013-2014 BUDGET

**FISCAL YEAR REVENUE BUDGET  
HINCKLEY DR TAX INC. DIST.**

	<b>2012 ACTUAL</b>	<b>2013 7-MO ACTUAL</b>	<b>2013 ADOPTED</b>	<b>2014 BUDGET</b>
<b>INTEREST</b>				
GENERAL	2,115	1,434	5,000	5,000
<i>Interest Income is any interest earned on positive cash balances.</i>				
	<b>2,115</b>	<b>1,434</b>	<b>5,000</b>	<b>5,000</b>
<b>TAXES</b>				
PROPERTY TAXES	523,062	336,677	1,030,000	1,035,000
<i>Property Taxes are assessed within the Hinckley Drive Tax Increment District to fund improvements.</i>				
	<b>523,062</b>	<b>336,677</b>	<b>1,030,000</b>	<b>1,035,000</b>
<b>HINCKLEY DR TAX INC. DIST. TOTAL</b>	<b>525,177</b>	<b>338,111</b>	<b>1,035,000</b>	<b>1,040,000</b>

# OGDEN REDEVELOPMENT AGENCY

2013-2014 BUDGET

## SUMMARY OF DEPARTMENTAL EXPENDITURES HINCKLEY DR TAX INC. DIST.

	<u>2012 ACTUAL</u>	<u>2013 7-MO ACTUAL</u>	<u>2013 ADOPTED</u>	<u>2014 BUDGET</u>
<b>COMMUNITY AND ECONOMIC DEVELOPMENT</b>				
CHARGES FOR SERVICES	0	0	547,850	551,700
OTHER OPERATING EXPENSE	0	0	325,000	325,000
DEBT SERVICE	416,842	0	0	0
OPERATING TRANSFERS	120,304	0	162,150	163,300
	<u>537,146</u>	<u>0</u>	<u>1,035,000</u>	<u>1,040,000</u>

### DIVISION SUMMARY

COMMUNITY AND ECONOMIC DEVELOPMENT				
TAX INCREMENT DISTRICTS	537,146	0	1,035,000	1,040,000
	<u>537,146</u>	<u>0</u>	<u>1,035,000</u>	<u>1,040,000</u>

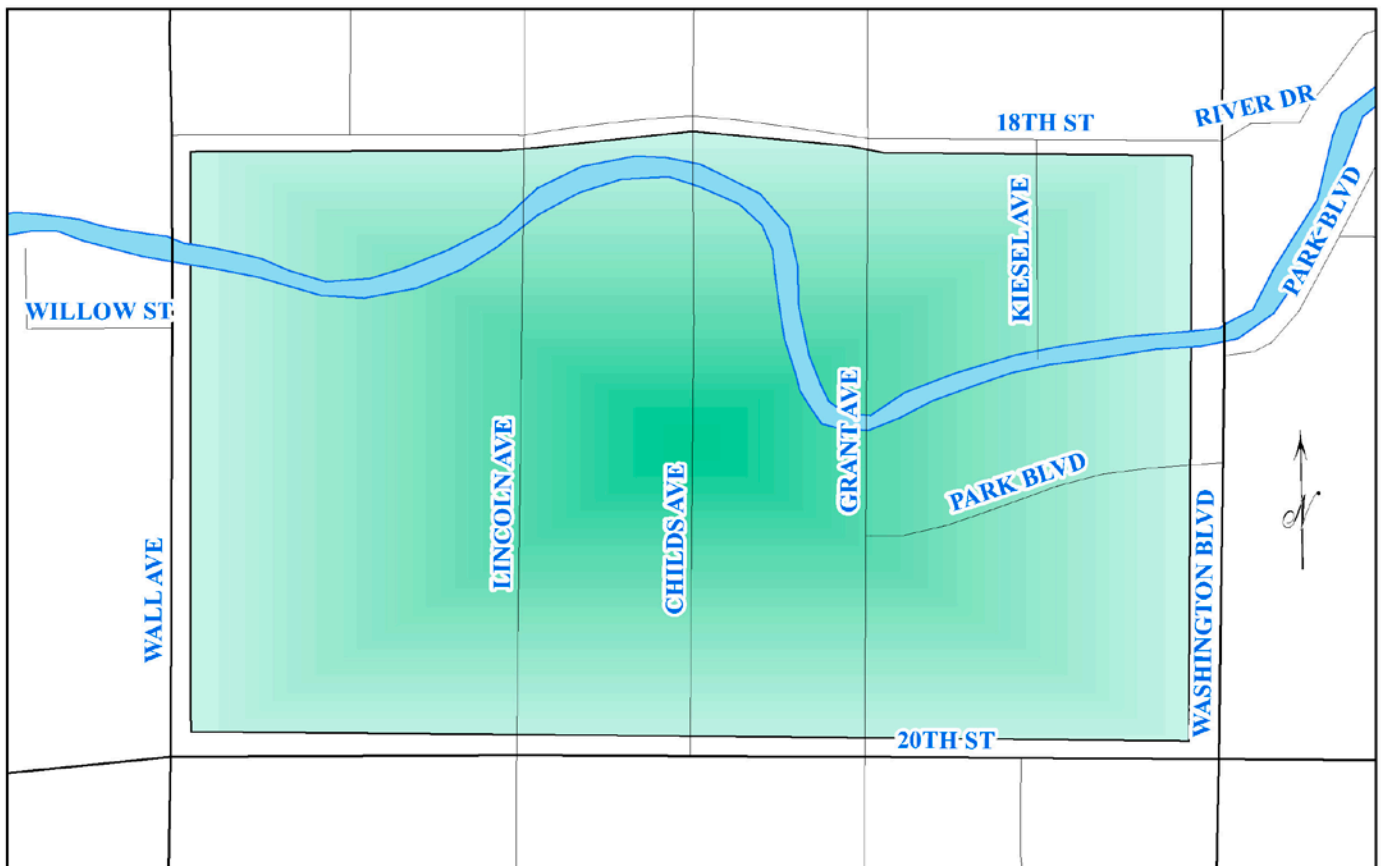
### FUNDING SOURCES

COMMUNITY AND ECONOMIC DEVELOPMENT			
INTEREST INCOME		5,000	5,000
TAX REVENUE		1,030,000	1,035,000
		<u>1,035,000</u>	<u>1,040,000</u>

## 2013-2014 BUDGET

	2012 ACTUAL	2013 7-MO ACTUAL	2013 ADOPTED	2014 BUDGET
<b>COMMUNITY AND ECONOMIC DEVELOPMENT</b>				
TAX INCREMENT DISTRICTS				
CHARGES FOR SERVICES	0	0	547,850	551,700
OTHER OPERATING EXPENSE	0	0	325,000	325,000
DEBT SERVICE	416,842	0	0	0
OPERATING TRANSFERS	120,304	0	162,150	163,300
	<b>537,146</b>	<b>0</b>	<b>1,035,000</b>	<b>1,040,000</b>
COMMUNITY AND ECONOMIC DEVELOPMENT TOTAL:	<b>537,146</b>	<b>0</b>	<b>1,035,000</b>	<b>1,040,000</b>

# OGDEN RIVER REDEVELOPMENT PROJECT



# OGDEN REDEVELOPMENT AGENCY

2013-2014 BUDGET

## SUMMARY OF REVENUES AND EXPENDITURES

### OGDEN RIVER REDEV PROJECT AREA

	2012 ACTUAL	2013 ADOPTED	2014 BUDGET
<b>OGDEN RIVER REDEV PROJECT AREA</b>			
<b>REVENUES</b>			
INTEREST	810	0	0
OTHER FINANCING SOURCES	549,107	579,000	590,000
TAXES	47,054	130,000	130,000
	<b>596,971</b>	<b>709,000</b>	<b>720,000</b>
<b>EXPENDITURES</b>			
TAX INCREMENT DISTRICTS	1,132,519	709,000	720,000
	<b>1,132,519</b>	<b>709,000</b>	<b>720,000</b>



OGDEN REDEVELOPMENT AGENCY  
2013-2014 BUDGET

**FISCAL YEAR REVENUE BUDGET  
OGDEN RIVER REDEV PROJECT AREA**

	<b>2012 ACTUAL</b>	<b>2013 7-MO ACTUAL</b>	<b>2013 ADOPTED</b>	<b>2014 BUDGET</b>
<b>INTEREST</b>				
GENERAL	810	1,772	0	0
<i>Interest Income is any interest earned on positive cash balances.</i>				
	<b>810</b>	<b>1,772</b>	<b>0</b>	<b>0</b>
<b>OTHER FINANCING SOURCES</b>				
TRANSFERS	549,107	0	579,000	590,000
<i>Transfers are money transfered in to the Redevelopment Agency to make payments.</i>				
	<b>549,107</b>	<b>0</b>	<b>579,000</b>	<b>590,000</b>
<b>MISCELLANEOUS</b>				
SALE OF ASSETS	0	111,376	0	0
<i>Sale of Assets revenue is generated throught the occasional sale of fixed assets.</i>				
	<b>0</b>	<b>111,376</b>	<b>0</b>	<b>0</b>
<b>TAXES</b>				
PROPERTY TAXES	47,054	43,202	130,000	130,000
<i>Property Taxes are assessed within the Ogden River Redevelopment Area District to fund improvements.</i>				
	<b>47,054</b>	<b>43,202</b>	<b>130,000</b>	<b>130,000</b>
<b>OGDEN RIVER REDEV PROJECT AREA TOTAL</b>	<b>596,971</b>	<b>156,350</b>	<b>709,000</b>	<b>720,000</b>

# OGDEN REDEVELOPMENT AGENCY

2013-2014 BUDGET

## SUMMARY OF DEPARTMENTAL EXPENDITURES OGDEN RIVER REDEV PROJECT AREA

	<u>2012 ACTUAL</u>	<u>2013 7-MO ACTUAL</u>	<u>2013 ADOPTED</u>	<u>2014 BUDGET</u>
<b>COMMUNITY AND ECONOMIC DEVELOPMENT</b>				
OTHER OPERATING EXPENSE	0	0	250,000	250,000
DEBT SERVICE	39,978	0	0	0
IMPROVEMENTS	1,080,777	319,646	451,500	462,500
OPERATING TRANSFERS	11,764	0	7,500	7,500
	<u><b>1,132,519</b></u>	<u><b>319,646</b></u>	<u><b>709,000</b></u>	<u><b>720,000</b></u>

### DIVISION SUMMARY

COMMUNITY AND ECONOMIC DEVELOPMENT				
TAX INCREMENT DISTRICTS	1,132,519	319,646	709,000	720,000
	<u><b>1,132,519</b></u>	<u><b>319,646</b></u>	<u><b>709,000</b></u>	<u><b>720,000</b></u>

### FUNDING SOURCES

COMMUNITY AND ECONOMIC DEVELOPMENT			
OTHER FINANCING SOURCES		579,000	590,000
TAX REVENUE		130,000	130,000
		<u><b>709,000</b></u>	<u><b>720,000</b></u>

## 2013-2014 BUDGET

	2012 ACTUAL	2013 7-MO ACTUAL	2013 ADOPTED	2014 BUDGET
<b>COMMUNITY AND ECONOMIC DEVELOPMENT</b>				
TAX INCREMENT DISTRICTS				
OTHER OPERATING EXPENSE	0	0	250,000	250,000
DEBT SERVICE	39,978	0	0	0
IMPROVEMENTS	1,080,777	319,646	451,500	462,500
OPERATING TRANSFERS	11,764	0	7,500	7,500
	<b>1,132,519</b>	<b>319,646</b>	<b>709,000</b>	<b>720,000</b>
COMMUNITY AND ECONOMIC DEVELOPMENT TOTAL:	<b>1,132,519</b>	<b>319,646</b>	<b>709,000</b>	<b>720,000</b>

# AIRPORT DISTRICT



# OGDEN REDEVELOPMENT AGENCY

2013-2014 BUDGET

## SUMMARY OF REVENUES AND EXPENDITURES HINCKLEY AIRPORT TAX INC. DIST.

	2012 ACTUAL	2013 ADOPTED	2014 BUDGET
<b>HINCKLEY AIRPORT</b>			
<b>REVENUES</b>			
INTEREST	568	1,000	1,000
TAXES	192,882	265,000	265,000
	<b>193,450</b>	<b>266,000</b>	<b>266,000</b>
<b>EXPENDITURES</b>			
TAX INCREMENT DISTRICTS	121,965	266,000	266,000
	<b>121,965</b>	<b>266,000</b>	<b>266,000</b>

OGDEN REDEVELOPMENT AGENCY  
2013-2014 BUDGET

**FISCAL YEAR REVENUE BUDGET  
HINCKLEY AIRPORT**

	<b>2012 ACTUAL</b>	<b>2013 7-MO ACTUAL</b>	<b>2013 ADOPTED</b>	<b>2014 BUDGET</b>
<b>INTEREST</b>				
GENERAL	568	738	1,000	1,000
<i>Interest income if any is earned on positive cash     balances.</i>				
	<b>568</b>	<b>738</b>	<b>1,000</b>	<b>1,000</b>
<b>TAXES</b>				
PROPERTY TAXES	192,882	136,864	265,000	265,000
<i>Property Taxes are assessed within the Hinckley     Airport Tax Increment District to fund improvements.</i>				
	<b>192,882</b>	<b>136,864</b>	<b>265,000</b>	<b>265,000</b>
<b>HINCKLEY AIRPORT TOTAL</b>	<b>193,450</b>	<b>137,602</b>	<b>266,000</b>	<b>266,000</b>

OGDEN REDEVELOPMENT AGENCY  
2013-2014 BUDGET

**SUMMARY OF DEPARTMENTAL EXPENDITURES  
HINCKLEY AIRPORT TAX INC. DIST.**

	<u>2012 ACTUAL</u>	<u>2013 7-MO ACTUAL</u>	<u>2013 ADOPTED</u>	<u>2014 BUDGET</u>
<b>COMMUNITY AND ECONOMIC DEVELOPMENT</b>				
CHARGES FOR SERVICES	0	0	91,000	91,000
OTHER OPERATING EXPENSE	121,965	0	175,000	175,000
	<u><b>121,965</b></u>	<u><b>0</b></u>	<u><b>266,000</b></u>	<u><b>266,000</b></u>

**DIVISION SUMMARY**

COMMUNITY AND ECONOMIC DEVELOPMENT				
TAX INCREMENT DISTRICTS	121,965	0	266,000	266,000
	<u><b>121,965</b></u>	<u><b>0</b></u>	<u><b>266,000</b></u>	<u><b>266,000</b></u>

**FUNDING SOURCES**

COMMUNITY AND ECONOMIC DEVELOPMENT			
INTEREST INCOME		1,000	1,000
TAX REVENUE		265,000	265,000
		<u><b>266,000</b></u>	<u><b>266,000</b></u>

## 2013-2014 BUDGET

	2012 ACTUAL	2013 7-MO ACTUAL	2013 ADOPTED	2014 BUDGET
<b>COMMUNITY AND ECONOMIC DEVELOPMENT</b>				
TAX INCREMENT DISTRICTS				
CHARGES FOR SERVICES	0	0	91,000	91,000
OTHER OPERATING EXPENSE	121,965	0	175,000	175,000
	<b>121,965</b>	<b>0</b>	<b>266,000</b>	<b>266,000</b>
COMMUNITY AND ECONOMIC DEVELOPMENT TOTAL:	<b>121,965</b>	<b>0</b>	<b>266,000</b>	<b>266,000</b>



# SOUTH WALL ECONOMIC DEV AREA



# OGDEN REDEVELOPMENT AGENCY

2013-2014 BUDGET

## SUMMARY OF REVENUES AND EXPENDITURES SOUTH WALL ECONOMIC DEV AREA

	2012 ACTUAL	2013 ADOPTED	2014 BUDGET
<b>SOUTH WALL ECONOMIC DEV AREA</b>			
<b>REVENUES</b>			
INTEREST	0	0	0
TAXES	0	0	30,300
	<u>0</u>	<u>0</u>	<u>30,300</u>
<b>EXPENDITURES</b>			
TAX INCREMENT DISTRICTS	0	0	30,300
	<u>0</u>	<u>0</u>	<u>30,300</u>

OGDEN REDEVELOPMENT AGENCY  
2013-2014 BUDGET

**FISCAL YEAR REVENUE BUDGET  
SOUTH WALL ECONOMIC DEV AREA**

	<b>2012 ACTUAL</b>	<b>2013 7-MO ACTUAL</b>	<b>2013 ADOPTED</b>	<b>2014 BUDGET</b>
<b>INTEREST</b>				
GENERAL	0	0	0	0
<i>Interest income if any is earned on positive cash balances.</i>				
	<u>0</u>	<u>0</u>	<u>0</u>	<u>0</u>
<b>TAXES</b>				
PROPERTY TAXES	0	0	0	30,300
<i>Property Taxes are assessed within the South Wall Economic Development Area to fund improvements.</i>				
	<u>0</u>	<u>0</u>	<u>0</u>	<u>30,300</u>
<b>SOUTH WALL EDA TOTAL</b>	<u>0</u>	<u>0</u>	<u>0</u>	<u>30,300</u>

OGDEN REDEVELOPMENT AGENCY  
2013-2014 BUDGET

**SUMMARY OF DEPARTMENTAL EXPENDITURES  
SOUTH WALL ECONOMIC DEV AREA**

	<u>2012 ACTUAL</u>	<u>2013 7-MO ACTUAL</u>	<u>2013 ADOPTED</u>	<u>2014 BUDGET</u>
<b>COMMUNITY AND ECONOMIC DEVELOPMENT</b>				
CHARGES FOR SERVICES	0	0	0	30,300
OTHER OPERATING EXPENSE	0	0	0	0
	<u>0</u>	<u>0</u>	<u>0</u>	<u>30,300</u>

**DIVISION SUMMARY**

COMMUNITY AND ECONOMIC DEVELOPMENT				
TAX INCREMENT DISTRICTS	0	0	0	30,300
	<u>0</u>	<u>0</u>	<u>0</u>	<u>30,300</u>

**FUNDING SOURCES**

COMMUNITY AND ECONOMIC DEVELOPMENT				
INTEREST INCOME			0	0
TAX REVENUE			0	30,300
			<u>0</u>	<u>30,300</u>

# OGDEN REDEVELOPMENT AGENCY

2013-2014 BUDGET

## SUMMARY OF EXPENDITURES BY DIVISION SOUTH WALL ECONOMIC DEV AREA

	2012 ACTUAL	2013 7-MO ACTUAL	2013 ADOPTED	2014 BUDGET
<b>COMMUNITY AND ECONOMIC DEVELOPMENT</b>				
TAX INCREMENT DISTRICTS				
CHARGES FOR SERVICES	0	0	0	30,300
OTHER OPERATING EXPENSE	0	0	0	0
	<u>0</u>	<u>0</u>	<u>0</u>	<u>30,300</u>
	<u>0</u>	<u>0</u>	<u>0</u>	<u>30,300</u>
COMMUNITY AND ECONOMIC DEVELOPMENT TOTAL:	<u>0</u>	<u>0</u>	<u>0</u>	<u>30,300</u>