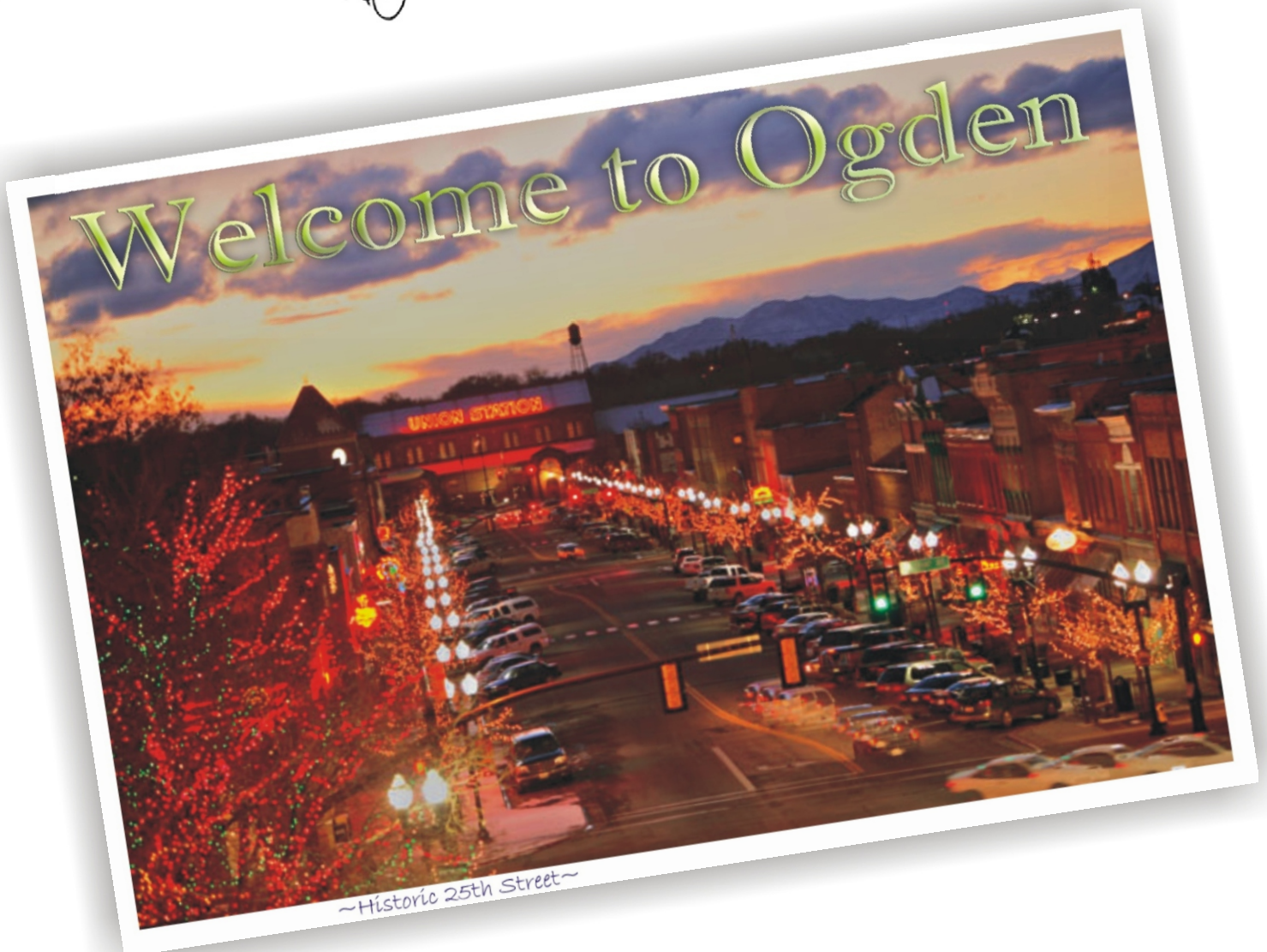




FISCAL YEAR

2010-2011

REDEVELOPMENT AGENCY  
BUDGET



# OGDEN CITY REDEVELOPMENT AGENCY

State of Utah

## **Summary and Narrative Of Line Item**

## **BUDGET**

## **FISCAL YEAR 2010-2011**

The Line Item Budget may be reviewed in the Ogden City Recorder's Office, in the  
Redevelopment Agency's Office  
or in the Comptroller Division's Office during normal business hours.

### **Board Members**

Bart E. Blair  
Neil K. Garner  
Caitlin K. Gochmour  
Doug Stephens  
Brandon S. Stephenson  
Susan Van Hooser  
Amy L. Wicks

### **Executive Director**

Matthew R. Godfrey

# TABLE OF CONTENTS

## ADOPTED BUDGET

2010-2011

Resolution Adopting Budget.....	1
Summary Charts:	
Sources of Funding .....	2
Departmental Expenditures.....	2
Revenue Summary .....	3
Schedule of Appropriations .....	7
Program Summary .....	10
<b>Ogden Redevelopment Agency</b>	
Summary of Revenues and Expenditures .....	16
Revenue Sources .....	17
Expenditure Detail .....	18
<b>Fairmount District</b>	
Summary of Revenues and Expenditures .....	23
Revenue Sources .....	24
Expenditure Detail .....	25
<b>CBD Mall District</b>	
Summary of Revenues and Expenditures .....	28
Revenue Sources .....	29
Expenditure Detail .....	30
<b>South CBD District</b>	
Summary of Revenues and Expenditures .....	33
Revenue Sources .....	34
Expenditure Detail .....	35
<b>Lincoln District</b>	
Summary of Revenues and Expenditures .....	38
Revenue Sources .....	39
Expenditure Detail .....	40

## **Table of Contents (continued)**

### **Washington Boulevard District**

Summary of Revenues and Expenditures .....	43
Revenue Sources .....	44
Expenditure Detail .....	45

### **Lester Park District**

Summary of Revenues and Expenditures .....	48
Revenue Sources .....	49
Expenditure Detail .....	50

### **Golden Links District**

Summary of Revenues and Expenditures .....	53
Revenue Sources .....	54
Expenditure Detail .....	55

### **Park Boulevard District**

Summary of Revenues and Expenditures .....	58
Revenue Sources .....	59
Expenditure Detail .....	60

### **25<sup>th</sup> Street District**

Summary of Revenues and Expenditures .....	63
Revenue Sources .....	64
Expenditure Detail .....	65

### **St. Benedict's District**

Summary of Revenues and Expenditures .....	68
Revenue Sources .....	69
Expenditure Detail .....	70

### **Union Gardens District**

Summary of Revenues and Expenditures .....	73
Revenue Sources .....	74
Expenditure Detail .....	75

### **12<sup>th</sup> Street District**

Summary of Revenues and Expenditures .....	78
Revenue Sources .....	79
Expenditure Detail .....	80

### **DDO Tax Increment District**

Summary of Revenues and Expenditures .....	83
Revenue Sources .....	84
Expenditure Detail .....	85

## **Table of Contents (continued)**

### **American Can**

Summary of Revenues and Expenditures .....	90
Revenue Sources .....	91
Expenditure Detail .....	92

### **Wall Avenue**

Summary of Revenues and Expenditures .....	95
Revenue Sources .....	96
Expenditure Detail .....	97

### **West 12th**

Summary of Revenues and Expenditures .....	100
Revenue Sources .....	101
Expenditure Detail .....	102

### **Hinckley Drive**

Summary of Revenues and Expenditures .....	105
Revenue Sources .....	106
Expenditure Detail .....	107

### **Ogden River Redevelopment Project Area**

Summary of Revenues and Expenditures .....	110
Revenue Sources .....	111
Expenditure Detail .....	112

### **Hinckley Airport**

Summary of Revenues and Expenditures .....	115
Revenue Sources .....	116
Expenditure Detail .....	117

RESOLUTION NO. 2010-4

**RESOLUTION OF THE BOARD OF DIRECTORS OF THE OGDEN CITY REDEVELOPMENT AGENCY ADOPTING THE ANNUAL BUDGET FOR FISCAL YEAR 2010-2011 AS REQUIRED BY SECTION 17C-1-601, UTAH CODE ANNOTATED, 1953.**

**WHEREAS**, the Board of Directors of the Ogden City Redevelopment Agency has caused an annual budget to be prepared for the Fiscal Year 2010-2011; and

**WHEREAS**, it is required by Section 17C-1-601, Utah Code Annotated, 1953, as amended, that each redevelopment agency prepare and adopt an annual budget for each fiscal year; and

**WHEREAS**, the Ogden City Redevelopment Agency has adhered to appropriate public hearing requirements as required by law.

**NOW, THEREFORE, BE IT RESOLVED** by the Board of Directors of the Ogden City Redevelopment Agency that the budget for FY 2010-2011 be approved, adopted and made part of this resolution as Attachment "A."

**PASSED AND ADOPTED** by the Board of Directors of the Ogden City Redevelopment Agency this 15th day of June, 2010.

Carlin Gocher  
Chair

**ATTEST:** Gindi Mansell  
Gindi Mansell  
Ogden City Recorder



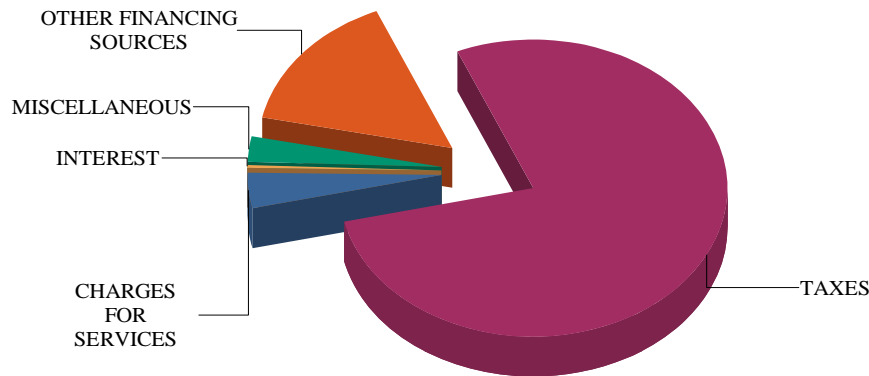
APPROVED AS TO FORM: mmB 5/13/10  
LEGAL DATE

# OGDEN REDEVELOPMENT AGENCY

2010- 2011 BUDGET

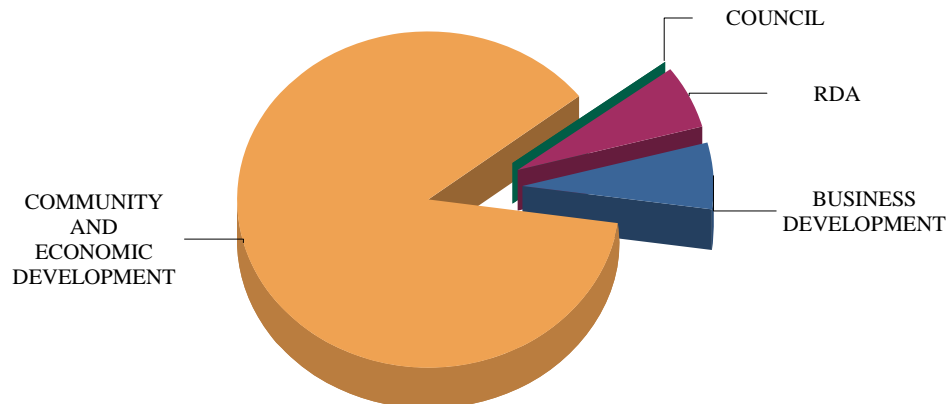
## FUNDING SOURCES

CHARGES FOR SERVICES	694,800	3.92%
INTEREST	53,800	0.30%
MISCELLANEOUS	466,300	2.63%
OTHER FINANCING SOURCES	2,701,025	15.25%
TAXES	13,801,000	77.90%
	<b><u>17,716,925</u></b>	<b><u>100%</u></b>



## DEPARTMENTAL EXPENDITURES

BUSINESS DEVELOPMENT	1,127,975	6.37%
COMMUNITY AND ECONOMIC DEVELOPMENT	15,473,725	87.34%
COUNCIL	10,000	0.06%
RDA	1,105,225	6.24%
	<b><u>17,716,925</u></b>	<b><u>100%</u></b>



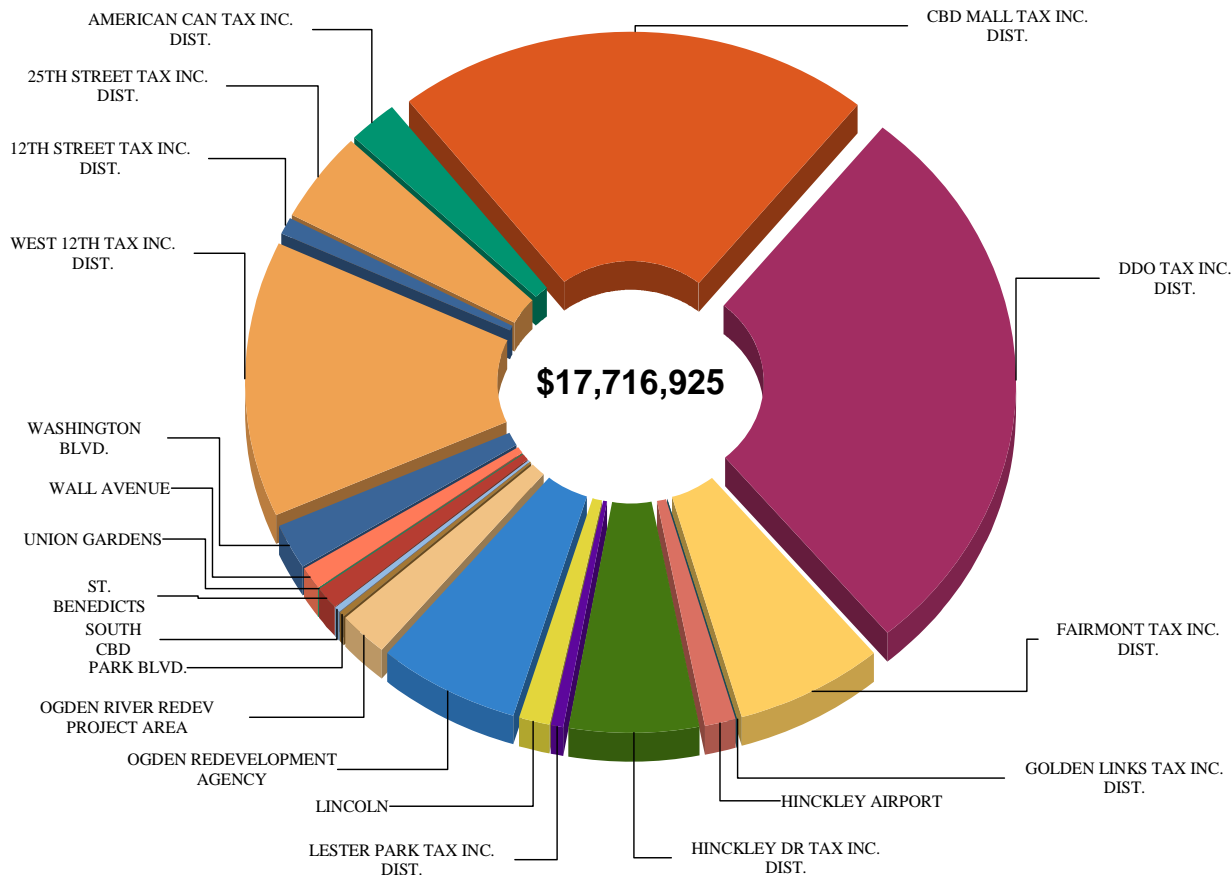
# OGDEN REDEVELOPMENT AGENCY

2010-2011 BUDGET

## REVENUE SUMMARY

12TH STREET TAX INC. DIST.	156,900	0.89%
25TH STREET TAX INC. DIST.	755,000	4.26%
AMERICAN CAN TAX INC. DIST.	426,000	2.40%
CBD MALL TAX INC. DIST.	3,793,675	21.41%
DDO TAX INC. DIST.	4,955,000	27.97%
FAIRMONT TAX INC. DIST.	1,176,400	6.64%
GOLDEN LINKS TAX INC. DIST.	2,100	0.01%
HINCKLEY AIRPORT	263,500	1.49%
HINCKLEY DR TAX INC. DIST.	1,007,800	5.69%
LESTER PARK TAX INC. DIST.	125,000	0.71%
LINCOLN TAX INC. DIST.	230,900	1.30%
OGDEN REDEVELOPMENT AGENCY	1,115,225	6.29%
OGDEN RIVER REDEV PROJECT AREA	407,625	2.30%
PARK BLVD. TAX INC. DIST.	54,300	0.31%
SOUTH CBD TAX INC. DIST.	56,200	0.32%
ST. BENEDICTS TAX INC. DIST.	178,600	1.01%
UNION GARDENS TAX INC. DIST.	10,200	0.06%
WALL AVENUE TAX INC. DIST.	218,500	1.23%
WASHINGTON BLVD. TAX INC. DIST.	377,000	2.13%
WEST 12TH TAX INC. DIST.	2,407,000	13.59%

<b>17,716,925</b>	<b>100%</b>
-------------------	-------------





# OGDEN REDEVELOPMENT AGENCY

2010-2011 BUDGET

## REVENUE SUMMARY REPORT

	2009 ACTUAL	2010 ADOPTED	2011 PROPOSED
<b>OGDEN REDEVELOPMENT AGENCY</b>			
INTEREST	4,504	0	0
MISCELLANEOUS	15,000	15,000	15,000
OTHER FINANCING SOURCES	2,452,726	1,453,825	1,100,225
	<b>2,472,231</b>	<b>1,468,825</b>	<b>1,115,225</b>
<b>FAIRMONT TAX INC. DIST.</b>			
INTEREST	8,434	5,000	5,000
MISCELLANEOUS	500,000	5,000	5,000
TAXES	714,777	1,225,000	1,166,400
	<b>1,223,211</b>	<b>1,235,000</b>	<b>1,176,400</b>
<b>CBD MALL TAX INC. DIST.</b>			
CHARGES FOR SERVICES	694,800	694,800	694,800
INTEREST	3,185	10,000	10,000
MISCELLANEOUS	760,495	447,250	443,300
OTHER FINANCING SOURCES	1,730,988	1,367,875	1,270,575
TAXES	1,029,401	1,375,000	1,375,000
	<b>4,218,869</b>	<b>3,894,925</b>	<b>3,793,675</b>
<b>SOUTH CBD TAX INC. DIST.</b>			
INTEREST	285	0	1,000
TAXES	30,914	45,000	55,200
	<b>31,199</b>	<b>45,000</b>	<b>56,200</b>
<b>LINCOLN TAX INC. DIST.</b>			
INTEREST	4,701	2,000	5,000
MISCELLANEOUS	0	5,000	2,000
TAXES	173,307	215,000	223,900
	<b>178,008</b>	<b>222,000</b>	<b>230,900</b>
<b>WASHINGTON BLVD. TAX INC. DIST.</b>			
CHARGES FOR SERVICES	0	1,000	0
INTEREST	3,522	1,000	2,000
TAXES	451,764	375,000	375,000
	<b>455,286</b>	<b>377,000</b>	<b>377,000</b>
<b>LESTER PARK TAX INC. DIST.</b>			
INTEREST	550	1,000	1,000
TAXES	87,715	110,000	124,000
	<b>88,265</b>	<b>111,000</b>	<b>125,000</b>
<b>GOLDEN LINKS TAX INC. DIST.</b>			
INTEREST	32	100	100
TAXES	619	2,000	2,000
	<b>651</b>	<b>2,100</b>	<b>2,100</b>

# OGDEN REDEVELOPMENT AGENCY

2010-2011 BUDGET

## REVENUE SUMMARY REPORT

	2009 ACTUAL	2010 ADOPTED	2011 PROPOSED
<b>PARK BLVD. TAX INC. DIST.</b>			
INTEREST	408	1,000	1,000
TAXES	44,641	55,000	53,300
	<b>45,049</b>	<b>56,000</b>	<b>54,300</b>
<b>25TH STREET TAX INC. DIST.</b>			
INTEREST	4,148	5,000	5,000
TAXES	611,818	750,000	750,000
	<b>615,966</b>	<b>755,000</b>	<b>755,000</b>
<b>ST. BENEDICTS TAX INC. DIST.</b>			
INTEREST	1,866	1,500	1,500
MISCELLANEOUS	0	1,000	1,000
TAXES	217,571	176,100	176,100
	<b>219,437</b>	<b>178,600</b>	<b>178,600</b>
<b>UNION GARDENS TAX INC. DIST.</b>			
INTEREST	132	200	200
TAXES	12,561	10,000	10,000
	<b>12,692</b>	<b>10,200</b>	<b>10,200</b>
<b>12TH STREET TAX INC. DIST.</b>			
INTEREST	1,130	2,000	2,000
TAXES	130,184	150,000	154,900
	<b>131,314</b>	<b>152,000</b>	<b>156,900</b>
<b>DDO TAX INC. DIST.</b>			
INTEREST	14,734	10,000	10,000
TAXES	2,971,753	4,500,000	4,945,000
	<b>2,986,487</b>	<b>4,510,000</b>	<b>4,955,000</b>
<b>AMERICAN CAN TAX INC. DIST.</b>			
INTEREST	39,286	1,000	1,000
TAXES	400,461	475,000	425,000
	<b>439,746</b>	<b>476,000</b>	<b>426,000</b>
<b>WALL AVENUE TAX INC. DIST.</b>			
INTEREST	6,773	1,000	1,000
TAXES	187,009	232,500	217,500
	<b>193,782</b>	<b>233,500</b>	<b>218,500</b>

# OGDEN REDEVELOPMENT AGENCY

2010-2011 BUDGET

## REVENUE SUMMARY REPORT

	2009 ACTUAL	2010 ADOPTED	2011 PROPOSED
<b>WEST 12TH TAX INC. DIST.</b>			
INTEREST	56,630	2,000	2,000
MISCELLANEOUS	378,110	0	0
OTHER FINANCING SOURCES	3,000,000	0	0
TAXES	1,734,045	2,700,000	2,405,000
	<b>5,168,785</b>	<b>2,702,000</b>	<b>2,407,000</b>
<b>HINCKLEY DR TAX INC. DIST.</b>			
INTEREST	6,663	5,000	5,000
TAXES	621,027	1,000,000	1,002,800
	<b>627,690</b>	<b>1,005,000</b>	<b>1,007,800</b>
<b>OGDEN RIVER REDEV PROJECT AREA</b>			
OTHER FINANCING SOURCES	1,203,594	658,825	330,225
TAXES	98,590	110,000	77,400
	<b>1,302,184</b>	<b>768,825</b>	<b>407,625</b>
<b>HINCKLEY AIRPORT</b>			
INTEREST	1,368	1,000	1,000
TAXES	213,892	250,000	262,500
	<b>215,260</b>	<b>251,000</b>	<b>263,500</b>
<b>GRAND TOTAL:</b>	<b>20,626,110</b>	<b>18,453,975</b>	<b>17,716,925</b>

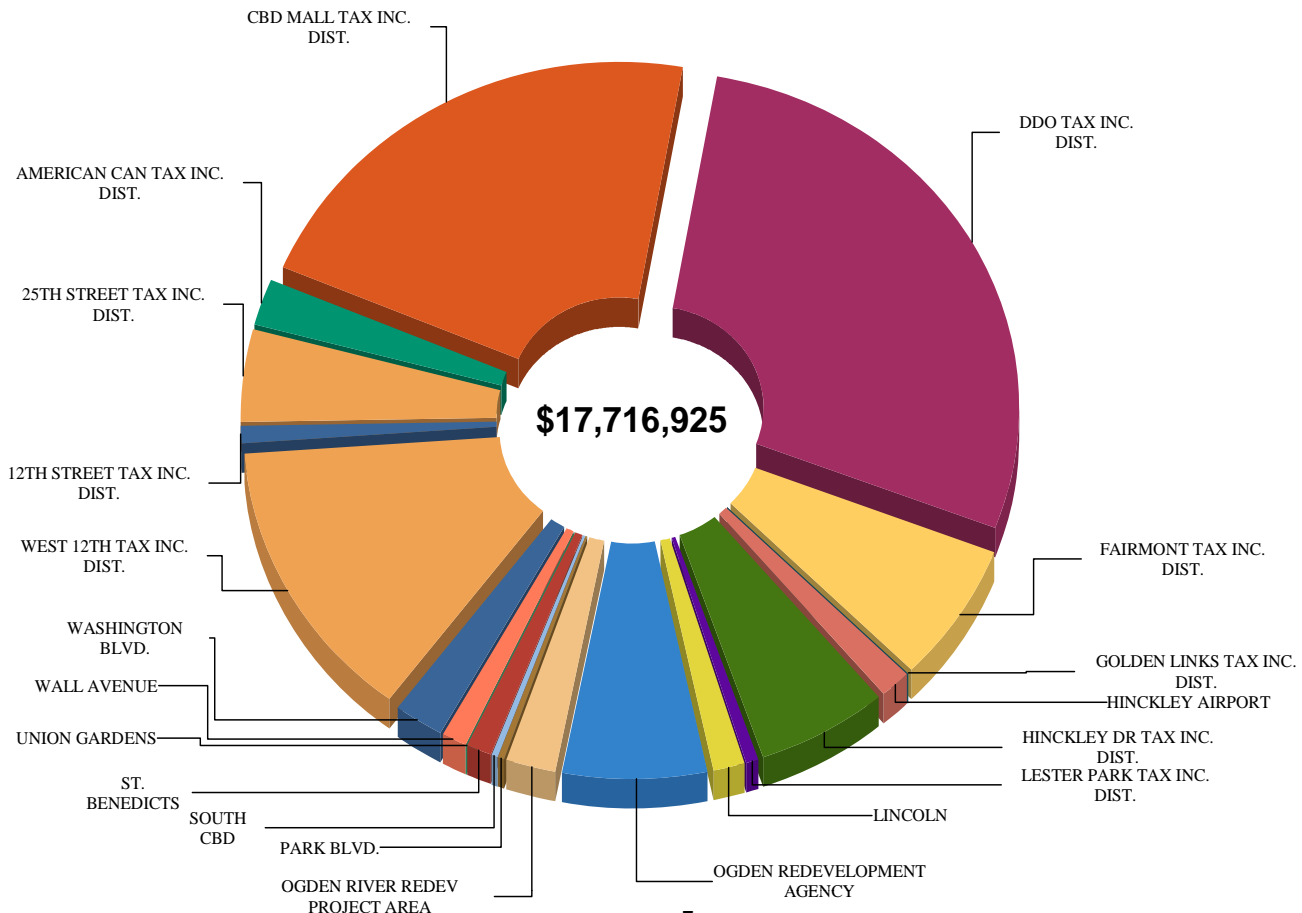
# OGDEN REDEVELOPMENT AGENCY

2010-2011 BUDGET

## APPROPRIATIONS BY FUND

12TH STREET TAX INC. DIST.	156,900	0.89%
25TH STREET TAX INC. DIST.	755,000	4.26%
AMERICAN CAN TAX INC. DIST.	426,000	2.40%
CBD MALL TAX INC. DIST.	3,793,675	21.41%
DDO TAX INC. DIST.	4,955,000	27.97%
FAIRMONT TAX INC. DIST.	1,176,400	6.64%
GOLDEN LINKS TAX INC. DIST.	2,100	0.01%
HINCKLEY AIRPORT	263,500	1.49%
HINCKLEY DR TAX INC. DIST.	1,007,800	5.69%
LESTER PARK TAX INC. DIST.	125,000	0.71%
LINCOLN TAX INC. DIST.	230,900	1.30%
OGDEN REDEVELOPMENT AGENCY	1,115,225	6.29%
OGDEN RIVER REDEV PROJECT AREA	407,625	2.30%
PARK BLVD. TAX INC. DIST.	54,300	0.31%
SOUTH CBD TAX INC. DIST.	56,200	0.32%
ST. BENEDICTS TAX INC. DIST.	178,600	1.01%
UNION GARDENS TAX INC. DIST.	10,200	0.06%
WALL AVENUE TAX INC. DIST.	218,500	1.23%
WASHINGTON BLVD. TAX INC. DIST.	377,000	2.13%
WEST 12TH TAX INC. DIST.	2,407,000	13.59%

<b>17,716,925</b>	<b>100%</b>
-------------------	-------------



# OGDEN REDEVELOPMENT AGENCY

2010-2011 BUDGET

## APPROPRIATIONS BY FUND REPORT

	2009 ACTUAL	2010 ADOPTED	2011 PROPOSED
<b>OGDEN REDEVELOPMENT AGENCY</b>			
COUNCIL	2,370	10,000	10,000
RDA	2,713,094	1,458,825	1,105,225
	<b>2,715,464</b>	<b>1,468,825</b>	<b>1,115,225</b>
<b>FAIRMONT TAX INC. DIST.</b>			
COMMUNITY AND ECONOMIC DEVELOPMENT	1,373,154	1,235,000	1,176,400
	<b>1,373,154</b>	<b>1,235,000</b>	<b>1,176,400</b>
<b>CBD MALL TAX INC. DIST.</b>			
COMMUNITY AND ECONOMIC DEVELOPMENT	4,339,730	3,894,925	3,793,675
	<b>4,339,730</b>	<b>3,894,925</b>	<b>3,793,675</b>
<b>SOUTH CBD TAX INC. DIST.</b>			
COMMUNITY AND ECONOMIC DEVELOPMENT	31,199	45,000	56,200
	<b>31,199</b>	<b>45,000</b>	<b>56,200</b>
<b>LINCOLN TAX INC. DIST.</b>			
COMMUNITY AND ECONOMIC DEVELOPMENT	311,785	222,000	230,900
	<b>311,785</b>	<b>222,000</b>	<b>230,900</b>
<b>WASHINGTON BLVD. TAX INC. DIST.</b>			
COMMUNITY AND ECONOMIC DEVELOPMENT	428,451	377,000	377,000
	<b>428,451</b>	<b>377,000</b>	<b>377,000</b>
<b>LESTER PARK TAX INC. DIST.</b>			
COMMUNITY AND ECONOMIC DEVELOPMENT	88,261	111,000	125,000
	<b>88,261</b>	<b>111,000</b>	<b>125,000</b>
<b>GOLDEN LINKS TAX INC. DIST.</b>			
COMMUNITY AND ECONOMIC DEVELOPMENT	649	2,100	2,100
	<b>649</b>	<b>2,100</b>	<b>2,100</b>
<b>PARK BLVD. TAX INC. DIST.</b>			
COMMUNITY AND ECONOMIC DEVELOPMENT	45,256	56,000	54,300
	<b>45,256</b>	<b>56,000</b>	<b>54,300</b>
<b>25TH STREET TAX INC. DIST.</b>			
COMMUNITY AND ECONOMIC DEVELOPMENT	618,908	755,000	755,000
	<b>618,908</b>	<b>755,000</b>	<b>755,000</b>

# OGDEN REDEVELOPMENT AGENCY

2010-2011 BUDGET

## APPROPRIATIONS BY FUND REPORT

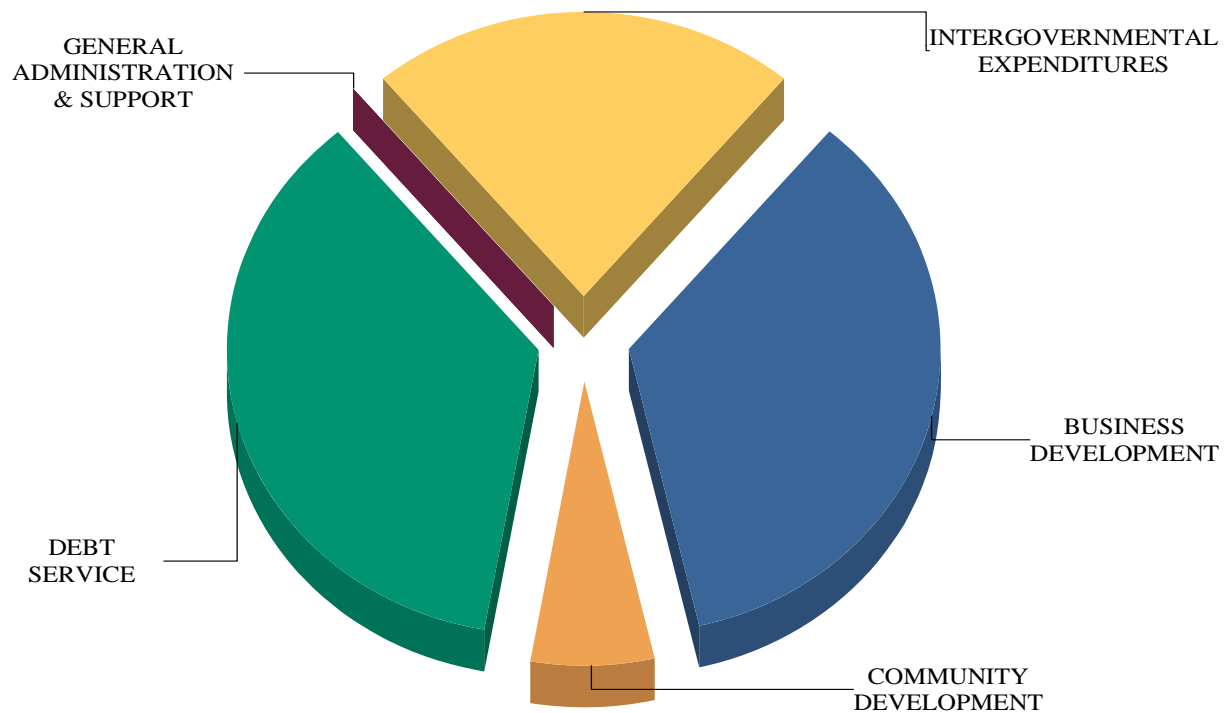
	2009 ACTUAL	2010 ADOPTED	2011 PROPOSED
<b>ST. BENEDICTS TAX INC. DIST.</b>			
COMMUNITY AND ECONOMIC DEVELOPMENT	219,628	178,600	178,600
	<b>219,628</b>	<b>178,600</b>	<b>178,600</b>
<b>UNION GARDENS TAX INC. DIST.</b>			
COMMUNITY AND ECONOMIC DEVELOPMENT	12,674	10,200	10,200
	<b>12,674</b>	<b>10,200</b>	<b>10,200</b>
<b>12TH STREET TAX INC. DIST.</b>			
COMMUNITY AND ECONOMIC DEVELOPMENT	131,280	152,000	156,900
	<b>131,280</b>	<b>152,000</b>	<b>156,900</b>
<b>DDO TAX INC. DIST.</b>			
BUSINESS DEVELOPMENT	1,138,199	1,123,925	1,127,975
COMMUNITY AND ECONOMIC DEVELOPMENT	1,845,000	3,386,075	3,827,025
	<b>2,983,199</b>	<b>4,510,000</b>	<b>4,955,000</b>
<b>AMERICAN CAN TAX INC. DIST.</b>			
COMMUNITY AND ECONOMIC DEVELOPMENT	668,194	476,000	426,000
	<b>668,194</b>	<b>476,000</b>	<b>426,000</b>
<b>WALL AVENUE TAX INC. DIST.</b>			
COMMUNITY AND ECONOMIC DEVELOPMENT	120,925	233,500	218,500
	<b>120,925</b>	<b>233,500</b>	<b>218,500</b>
<b>WEST 12TH TAX INC. DIST.</b>			
COMMUNITY AND ECONOMIC DEVELOPMENT	8,196,588	2,702,000	2,407,000
	<b>8,196,588</b>	<b>2,702,000</b>	<b>2,407,000</b>
<b>HINCKLEY DR TAX INC. DIST.</b>			
COMMUNITY AND ECONOMIC DEVELOPMENT	619,058	1,005,000	1,007,800
	<b>619,058</b>	<b>1,005,000</b>	<b>1,007,800</b>
<b>OGDEN RIVER REDEV PROJECT AREA</b>			
COMMUNITY AND ECONOMIC DEVELOPMENT	101,555	768,825	407,625
	<b>101,555</b>	<b>768,825</b>	<b>407,625</b>
<b>HINCKLEY AIRPORT</b>			
COMMUNITY AND ECONOMIC DEVELOPMENT	204,379	251,000	263,500
	<b>204,379</b>	<b>251,000</b>	<b>263,500</b>
<b>GRAND TOTAL:</b>	<b>23,210,336</b>	<b>18,453,975</b>	<b>17,716,925</b>

# OGDEN REDEVELOPMENT AGENCY

2010- 2011 BUDGET

## PROGRAM SUMMARY

BUSINESS DEVELOPMENT	6,274,150	35.41%
COMMUNITY DEVELOPMENT	1,105,225	6.24%
DEBT SERVICE	6,400,300	36.13%
GENERAL ADMINISTRATION & SUPPORT	10,000	0.06%
INTERGOVERNMENTAL EXPENDITURES	3,927,250	22.17%
	<u><u>17,716,925</u></u>	<u><u>100%</u></u>



# OGDEN REDEVELOPMENT AGENCY

2010-2011 BUDGET

## PROGRAM SUMMARY

	2009 ACTUAL	2010 ADOPTED	2011 PROPOSED
<b>GENERAL ADMINISTRATION &amp; SUPPORT</b>			
OGDEN REDEVELOPMENT AGENCY			
COUNCIL			
<i>RDA BOARD</i>	2,370	10,000	10,000
	<u>2,370</u>	<u>10,000</u>	<u>10,000</u>
<b>COMMUNITY DEVELOPMENT</b>			
OGDEN REDEVELOPMENT AGENCY			
RDA			
<i>OGDEN RDA GENERAL OPERATIONS</i>	1,617,726	1,458,825	1,105,225
	<u>1,617,726</u>	<u>1,458,825</u>	<u>1,105,225</u>
<b>BUSINESS DEVELOPMENT</b>			
FAIRMONT TAX INC. DIST.			
COMMUNITY AND ECONOMIC DEVELOPMENT			
<i>TAX INCREMENT DISTRICTS</i>	374,461	542,500	647,075
CBD MALL TAX INC. DIST.			
COMMUNITY AND ECONOMIC DEVELOPMENT			
<i>TAX INCREMENT DISTRICTS</i>	652,343	775,000	921,675
SOUTH CBD TAX INC. DIST.			
COMMUNITY AND ECONOMIC DEVELOPMENT			
<i>TAX INCREMENT DISTRICTS</i>	24,299	24,000	29,550
LINCOLN TAX INC. DIST.			
COMMUNITY AND ECONOMIC DEVELOPMENT			
<i>TAX INCREMENT DISTRICTS</i>	191,785	117,500	120,175
WASHINGTON BLVD. TAX INC. DIST.			
COMMUNITY AND ECONOMIC DEVELOPMENT			
<i>TAX INCREMENT DISTRICTS</i>	209,728	377,000	377,000
LESTER PARK TAX INC. DIST.			
COMMUNITY AND ECONOMIC DEVELOPMENT			
<i>TAX INCREMENT DISTRICTS</i>	67,886	56,000	61,600
GOLDEN LINKS TAX INC. DIST.			
COMMUNITY AND ECONOMIC DEVELOPMENT			
<i>TAX INCREMENT DISTRICTS</i>	649	1,650	1,600
PARK BLVD. TAX INC. DIST.			
COMMUNITY AND ECONOMIC DEVELOPMENT			
<i>TAX INCREMENT DISTRICTS</i>	20,156	28,000	27,325



# OGDEN REDEVELOPMENT AGENCY

2010-2011 BUDGET

## PROGRAM SUMMARY

	<b>2009 ACTUAL</b>	<b>2010 ADOPTED</b>	<b>2011 PROPOSED</b>
<b>BUSINESS DEVELOPMENT (continued)</b>			
25TH STREET TAX INC. DIST.			
COMMUNITY AND ECONOMIC DEVELOPMENT			
TAX INCREMENT DISTRICTS	5,625	150,000	200,000
ST. BENEDICTS TAX INC. DIST.			
COMMUNITY AND ECONOMIC DEVELOPMENT			
TAX INCREMENT DISTRICTS	183,828	178,600	35,000
UNION GARDENS TAX INC. DIST.			
COMMUNITY AND ECONOMIC DEVELOPMENT			
TAX INCREMENT DISTRICTS	12,674	10,200	3,000
12TH STREET TAX INC. DIST.			
COMMUNITY AND ECONOMIC DEVELOPMENT			
TAX INCREMENT DISTRICTS	84,955	99,075	106,900
DDO TAX INC. DIST.			
COMMUNITY AND ECONOMIC DEVELOPMENT			
TAX INCREMENT DISTRICTS	0	1,000,000	1,000,000
AMERICAN CAN TAX INC. DIST.			
COMMUNITY AND ECONOMIC DEVELOPMENT			
TAX INCREMENT DISTRICTS	211,314	182,250	132,250
WALL AVENUE TAX INC. DIST.			
COMMUNITY AND ECONOMIC DEVELOPMENT			
TAX INCREMENT DISTRICTS	7,620	60,000	138,425
WEST 12TH TAX INC. DIST.			
COMMUNITY AND ECONOMIC DEVELOPMENT			
TAX INCREMENT DISTRICTS	7,027,578	989,250	992,625
HINCKLEY DR TAX INC. DIST.			
COMMUNITY AND ECONOMIC DEVELOPMENT			
TAX INCREMENT DISTRICTS	0	878,200	823,175
OGDEN RIVER REDEV PROJECT AREA			
COMMUNITY AND ECONOMIC DEVELOPMENT			
TAX INCREMENT DISTRICTS	9,746	747,625	393,275
HINCKLEY AIRPORT			
COMMUNITY AND ECONOMIC DEVELOPMENT			
TAX INCREMENT DISTRICTS	0	251,000	263,500
	<b><u>9,084,645</u></b>	<b><u>6,467,850</u></b>	<b><u>6,274,150</u></b>

## DEBT SERVICE

FAIRMONT TAX INC. DIST.			
COMMUNITY AND ECONOMIC DEVELOPMENT			
TAX INCREMENT DISTRICTS	698,693	414,000	413,825

# OGDEN REDEVELOPMENT AGENCY

2010-2011 BUDGET

## PROGRAM SUMMARY

	<u>2009 ACTUAL</u>	<u>2010 ADOPTED</u>	<u>2011 PROPOSED</u>
<b>DEBT SERVICE (continued)</b>			
CBD MALL TAX INC. DIST.			
COMMUNITY AND ECONOMIC DEVELOPMENT			
TAX INCREMENT DISTRICTS	3,147,387	3,119,925	2,872,000
25TH STREET TAX INC. DIST.			
COMMUNITY AND ECONOMIC DEVELOPMENT			
TAX INCREMENT DISTRICTS	147,283	455,000	405,000
DDO TAX INC. DIST.			
BUSINESS DEVELOPMENT			
TAX INCREMENT DISTRICTS DEBT SERVICE	1,138,199	1,123,925	1,127,975
AMERICAN CAN TAX INC. DIST.			
COMMUNITY AND ECONOMIC DEVELOPMENT			
TAX INCREMENT DISTRICTS	0	200,000	200,000
WALL AVENUE TAX INC. DIST.			
COMMUNITY AND ECONOMIC DEVELOPMENT			
TAX INCREMENT DISTRICTS	66,554	48,350	47,750
WEST 12TH TAX INC. DIST.			
COMMUNITY AND ECONOMIC DEVELOPMENT			
TAX INCREMENT DISTRICTS	777,636	1,316,200	1,333,750
HINCKLEY DR TAX INC. DIST.			
COMMUNITY AND ECONOMIC DEVELOPMENT			
TAX INCREMENT DISTRICTS	481,811	0	0
OGDEN RIVER REDEV PROJECT AREA			
COMMUNITY AND ECONOMIC DEVELOPMENT			
TAX INCREMENT DISTRICTS	68,571	0	0
HINCKLEY AIRPORT			
COMMUNITY AND ECONOMIC DEVELOPMENT			
TAX INCREMENT DISTRICTS	204,379	0	0
	<u><u>6,730,513</u></u>	<u><u>6,677,400</u></u>	<u><u>6,400,300</u></u>
<b>INTERGOVERNMENTAL EXPENDITURES</b>			
OGDEN REDEVELOPMENT AGENCY			
RDA			
OGDEN RDA GENERAL OPERATIONS	1,095,368	0	0
FAIRMONT TAX INC. DIST.			
COMMUNITY AND ECONOMIC DEVELOPMENT			
TAX INCREMENT DISTRICTS	300,000	278,500	115,500

# OGDEN REDEVELOPMENT AGENCY

2010-2011 BUDGET

## PROGRAM SUMMARY

	2009 ACTUAL	2010 ADOPTED	2011 PROPOSED
<b>INTERGOVERNMENTAL EXPENDITURES (continued)</b>			
CBD MALL TAX INC. DIST.			
COMMUNITY AND ECONOMIC DEVELOPMENT			
TAX INCREMENT DISTRICTS	540,000	0	0
SOUTH CBD TAX INC. DIST.			
COMMUNITY AND ECONOMIC DEVELOPMENT			
TAX INCREMENT DISTRICTS	6,900	21,000	26,650
LINCOLN TAX INC. DIST.			
COMMUNITY AND ECONOMIC DEVELOPMENT			
TAX INCREMENT DISTRICTS	120,000	104,500	110,725
WASHINGTON BLVD. TAX INC. DIST.			
COMMUNITY AND ECONOMIC DEVELOPMENT			
TAX INCREMENT DISTRICTS	218,723	0	0
LESTER PARK TAX INC. DIST.			
COMMUNITY AND ECONOMIC DEVELOPMENT			
TAX INCREMENT DISTRICTS	20,375	55,000	63,400
GOLDEN LINKS TAX INC. DIST.			
COMMUNITY AND ECONOMIC DEVELOPMENT			
TAX INCREMENT DISTRICTS	0	450	500
PARK BLVD. TAX INC. DIST.			
COMMUNITY AND ECONOMIC DEVELOPMENT			
TAX INCREMENT DISTRICTS	25,100	28,000	26,975
25TH STREET TAX INC. DIST.			
COMMUNITY AND ECONOMIC DEVELOPMENT			
TAX INCREMENT DISTRICTS	466,000	150,000	150,000
ST. BENEDICTS TAX INC. DIST.			
COMMUNITY AND ECONOMIC DEVELOPMENT			
TAX INCREMENT DISTRICTS	35,800	0	143,600
UNION GARDENS TAX INC. DIST.			
COMMUNITY AND ECONOMIC DEVELOPMENT			
TAX INCREMENT DISTRICTS	0	0	7,200
12TH STREET TAX INC. DIST.			
COMMUNITY AND ECONOMIC DEVELOPMENT			
TAX INCREMENT DISTRICTS	46,325	52,925	50,000
DDO TAX INC. DIST.			
COMMUNITY AND ECONOMIC DEVELOPMENT			
TAX INCREMENT DISTRICTS	1,845,000	2,386,075	2,827,025
AMERICAN CAN TAX INC. DIST.			
COMMUNITY AND ECONOMIC DEVELOPMENT			
TAX INCREMENT DISTRICTS	456,880	93,750	93,750

# OGDEN REDEVELOPMENT AGENCY

2010-2011 BUDGET

## PROGRAM SUMMARY

	2009 ACTUAL	2010 ADOPTED	2011 PROPOSED
<b>INTERGOVERNMENTAL EXPENDITURES (continued)</b>			
WALL AVENUE TAX INC. DIST.			
COMMUNITY AND ECONOMIC DEVELOPMENT			
TAX INCREMENT DISTRICTS	46,752	125,150	32,325
WEST 12TH TAX INC. DIST.			
COMMUNITY AND ECONOMIC DEVELOPMENT			
TAX INCREMENT DISTRICTS	391,374	396,550	80,625
HINCKLEY DR TAX INC. DIST.			
COMMUNITY AND ECONOMIC DEVELOPMENT			
TAX INCREMENT DISTRICTS	137,247	126,800	184,625
OGDEN RIVER REDEV PROJECT AREA			
COMMUNITY AND ECONOMIC DEVELOPMENT			
TAX INCREMENT DISTRICTS	23,238	21,200	14,350
	<u>5,775,082</u>	<u>3,839,900</u>	<u>3,927,250</u>
 <b>GRAND TOTAL:</b>	 <u>23,210,336</u>	 <u>18,453,975</u>	 <u>17,716,925</u>

# OGDEN REDEVELOPMENT AGENCY

2010-2011 BUDGET

## SUMMARY OF REVENUES AND EXPENDITURES OGDEN REDEVELOPMENT AGENCY

	2009 ACTUAL	2010 ADOPTED	2011 PROPOSED
<b>OGDEN REDEVELOPMENT AGENCY</b>			
<b>REVENUES</b>			
INTEREST	4,504	0	0
MISCELLANEOUS	15,000	15,000	15,000
OTHER FINANCING SOURCES	2,452,726	1,453,825	1,100,225
	<u>2,472,231</u>	<u>1,468,825</u>	<u>1,115,225</u>
<b>EXPENDITURES</b>			
OGDEN RDA GENERAL OPERATIONS	2,713,094	1,458,825	1,105,225
RDA BOARD	2,370	10,000	10,000
	<u>2,715,464</u>	<u>1,468,825</u>	<u>1,115,225</u>

**OGDEN REDEVELOPMENT AGENCY**  
2010-2011 BUDGET

**FISCAL YEAR REVENUE BUDGET**  
**OGDEN REDEVELOPMENT AGENCY**

	<b>2009 ACTUAL</b>	<b>2010 7-MO ACTUAL</b>	<b>2010 ADOPTED</b>	<b>2011 BUDGET</b>
<b>INTEREST</b>				
GENERAL	4,504	-1,153	0	0
<i>Interest Income is any interest earned to positive cash balance</i>				
	<u><b>4,504</b></u>	<u><b>-1,153</b></u>	<u><b>0</b></u>	<u><b>0</b></u>
<b>MISCELLANEOUS</b>				
OTHER	15,000	0	15,000	15,000
<i>Miscellaneous revenue is from the various districts to fund administrative costs.</i>				
	<u><b>15,000</b></u>	<u><b>0</b></u>	<u><b>15,000</b></u>	<u><b>15,000</b></u>
<b>OTHER FINANCING SOURCES</b>				
TRANSFERS	2,452,726	0	1,453,825	1,100,225
<i>Transfers are money transferred into the Redevelopment Agency to make debt payments.</i>				
	<u><b>2,452,726</b></u>	<u><b>0</b></u>	<u><b>1,453,825</b></u>	<u><b>1,100,225</b></u>
<b>OGDEN REDEVELOPMENT AGENCY TOTAL</b>	<u><b>2,472,231</b></u>	<u><b>-1,153</b></u>	<u><b>1,468,825</b></u>	<u><b>1,115,225</b></u>

OGDEN REDEVELOPMENT AGENCY  
2010-2011 BUDGET

**SUMMARY OF DEPARTMENTAL EXPENDITURES  
OGDEN REDEVELOPMENT AGENCY**

	<u>2009 ACTUAL</u>	<u>2010 7-MO ACTUAL</u>	<u>2010 ADOPTED</u>	<u>2011 BUDGET</u>
<b>COUNCIL</b>				
CHARGES FOR SERVICES	2,370	0	10,000	10,000
	<u>2,370</u>	<u>0</u>	<u>10,000</u>	<u>10,000</u>

**DIVISION SUMMARY**

COUNCIL				
RDA BOARD	2,370	0	10,000	10,000
	<u>2,370</u>	<u>0</u>	<u>10,000</u>	<u>10,000</u>

**FUNDING SOURCES**

COUNCIL				
TRANSFER FROM OTHER FUNDS			10,000	10,000
			<u>10,000</u>	<u>10,000</u>

# OGDEN REDEVELOPMENT AGENCY

2010-2011 BUDGET

## **SUMMARY OF EXPENDITURES BY DIVISION** **OGDEN REDEVELOPMENT AGENCY**

	2009 ACTUAL	2010 7-MO ACTUAL	2010 ADOPTED	2011 BUDGET
<b>COUNCIL</b>				
RDA BOARD				
CHARGES FOR SERVICES	2,370	0	10,000	10,000
	<b>2,370</b>	<b>0</b>	<b>10,000</b>	<b>10,000</b>
FULL TIME POSITIONS		N/A		
FULL TIME EQUIVALENTS				
OVERTIME		N/A		
TEMPORARY		N/A		
COUNCIL TOTAL:	<b>2,370</b>	<b>0</b>	<b>10,000</b>	<b>10,000</b>



OGDEN REDEVELOPMENT AGENCY  
2010-2011 BUDGET

**SUMMARY OF DEPARTMENTAL EXPENDITURES  
OGDEN REDEVELOPMENT AGENCY**

	<u>2009 ACTUAL</u>	<u>2010 7-MO ACTUAL</u>	<u>2010 ADOPTED</u>	<u>2011 BUDGET</u>
<b>RDA</b>				
CHARGES FOR SERVICES	635,000	370,375	635,000	610,000
OTHER OPERATING EXPENSE	982,726	0	823,825	495,225
DEBT SERVICE	0	362,118	0	0
OPERATING TRANSFERS	1,095,368	0	0	0
	<u><b>2,713,094</b></u>	<u><b>732,493</b></u>	<u><b>1,458,825</b></u>	<u><b>1,105,225</b></u>

**DIVISION SUMMARY**

RDA				
OGDEN RDA GENERAL OPERATIONS	2,713,094	732,493	1,458,825	1,105,225
	<u><b>2,713,094</b></u>	<u><b>732,493</b></u>	<u><b>1,458,825</b></u>	<u><b>1,105,225</b></u>

**FUNDING SOURCES**

RDA			
MISCELLANEOUS		15,000	15,000
TRANSFER FROM OTHER FUNDS		1,443,825	1,090,225
		<u><b>1,458,825</b></u>	<u><b>1,105,225</b></u>

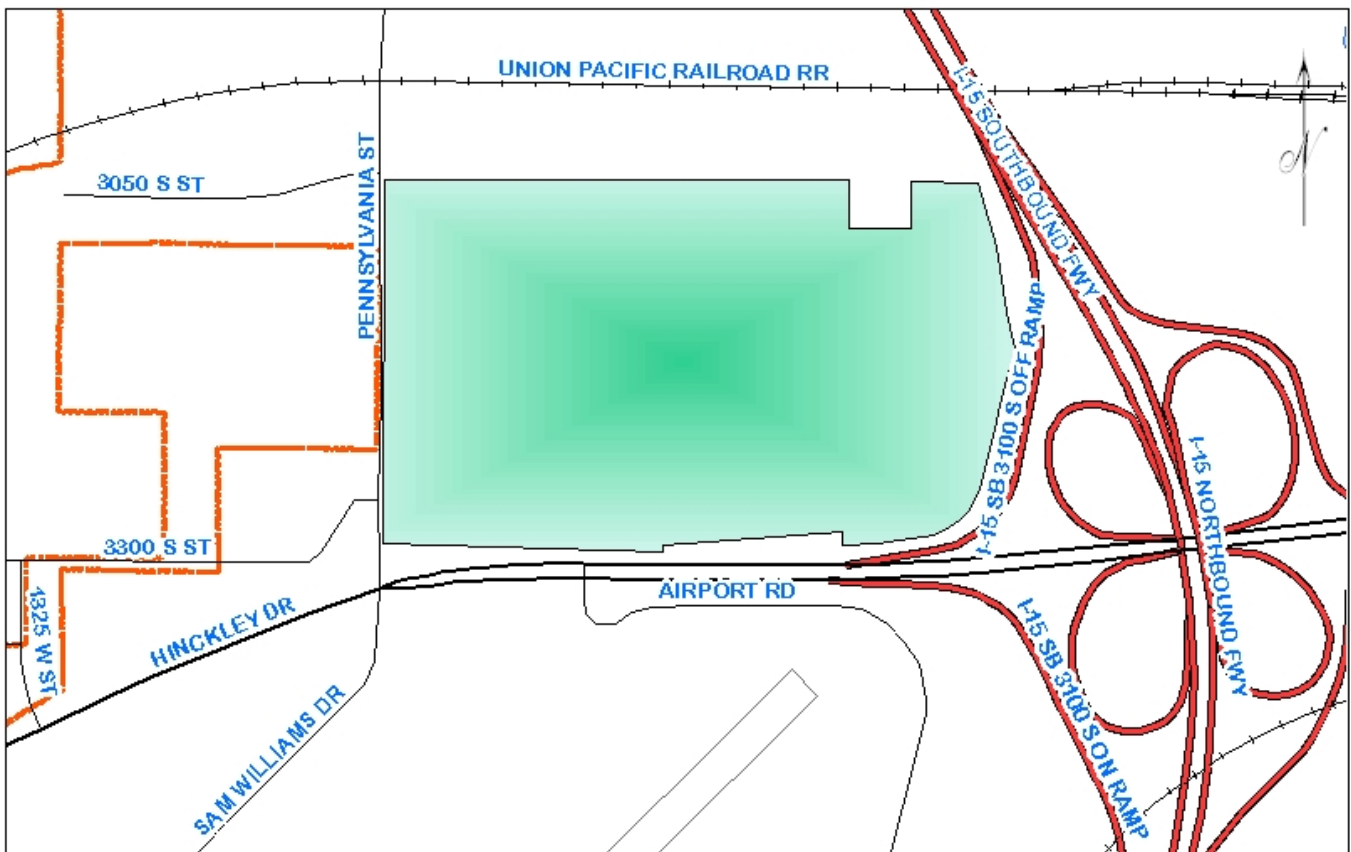
# OGDEN REDEVELOPMENT AGENCY

2010-2011 BUDGET

## **SUMMARY OF EXPENDITURES BY DIVISION** **OGDEN REDEVELOPMENT AGENCY**

	2009 ACTUAL	2010 7-MO ACTUAL	2010 ADOPTED	2011 BUDGET
<b>RDA</b>				
OGDEN RDA GENERAL OPERATIONS				
CHARGES FOR SERVICES	635,000	370,375	635,000	610,000
OTHER OPERATING EXPENSE	982,726	0	823,825	495,225
DEBT SERVICE	0	362,118	0	0
OPERATING TRANSFERS	1,095,368	0	0	0
	<b>2,713,094</b>	<b>732,493</b>	<b>1,458,825</b>	<b>1,105,225</b>
FULL TIME POSITIONS		N/A		
FULL TIME EQUIVALENTS				
OVERTIME		N/A		
TEMPORARY		N/A		
RDA TOTAL:	<b>2,713,094</b>	<b>732,493</b>	<b>1,458,825</b>	<b>1,105,225</b>

# FAIRMONT DISTRICT



# OGDEN REDEVELOPMENT AGENCY

2010-2011 BUDGET

## **SUMMARY OF REVENUES AND EXPENDITURES** **FAIRMONT TAX INC. DIST.**

	2009 ACTUAL	2010 ADOPTED	2011 PROPOSED
<b>FAIRMONT TAX INC. DIST.</b>			
<b>REVENUES</b>			
INTEREST	8,434	5,000	5,000
MISCELLANEOUS	500,000	5,000	5,000
TAXES	714,777	1,225,000	1,166,400
	<u>1,223,211</u>	<u>1,235,000</u>	<u>1,176,400</u>
<b>EXPENDITURES</b>			
TAX INCREMENT DISTRICTS	1,373,154	1,235,000	1,176,400
	<u>1,373,154</u>	<u>1,235,000</u>	<u>1,176,400</u>

OGDEN REDEVELOPMENT AGENCY  
2010-2011 BUDGET

**FISCAL YEAR REVENUE BUDGET  
FAIRMONT TAX INC. DIST.**

	<b>2009 ACTUAL</b>	<b>2010 7-MO ACTUAL</b>	<b>2010 ADOPTED</b>	<b>2011 BUDGET</b>
<b>INTEREST</b>				
GENERAL	8,434	1,405	5,000	5,000
<i>Interest Income is any interest earned to positive cash balance</i>				
	<b>8,434</b>	<b>1,405</b>	<b>5,000</b>	<b>5,000</b>
<b>MISCELLANEOUS</b>				
OTHER	500,000	0	5,000	5,000
<i>Miscellaneous revenue is from the various districts to fund administrative costs.</i>				
	<b>500,000</b>	<b>0</b>	<b>5,000</b>	<b>5,000</b>
<b>TAXES</b>				
PROPERTY TAXES	714,777	742,779	1,225,000	1,166,400
<i>Property Taxes are assessed within the Fairmont Tax Increment District to fund improvements.</i>				
	<b>714,777</b>	<b>742,779</b>	<b>1,225,000</b>	<b>1,166,400</b>
<b>FAIRMONT TAX INC. DIST. TOTAL</b>	<b>1,223,211</b>	<b>744,184</b>	<b>1,235,000</b>	<b>1,176,400</b>

# OGDEN REDEVELOPMENT AGENCY

2010-2011 BUDGET

## **SUMMARY OF DEPARTMENTAL EXPENDITURES FAIRMONT TAX INC. DIST.**

	<b>2009 ACTUAL</b>	<b>2010 7-MO ACTUAL</b>	<b>2010 ADOPTED</b>	<b>2011 BUDGET</b>
<b>COMMUNITY AND ECONOMIC DEVELOPMENT</b>				
OTHER OPERATING EXPENSE	374,461	0	542,500	647,075
DEBT SERVICE	698,693	3,500	414,000	413,825
OPERATING TRANSFERS	300,000	0	278,500	115,500
	<b><u>1,373,154</u></b>	<b><u>3,500</u></b>	<b><u>1,235,000</u></b>	<b><u>1,176,400</u></b>

### **DIVISION SUMMARY**

COMMUNITY AND ECONOMIC DEVELOPMENT				
TAX INCREMENT DISTRICTS	1,373,154	3,500	1,235,000	1,176,400
	<b><u>1,373,154</u></b>	<b><u>3,500</u></b>	<b><u>1,235,000</u></b>	<b><u>1,176,400</u></b>

### **FUNDING SOURCES**

COMMUNITY AND ECONOMIC DEVELOPMENT			
INTEREST INCOME		5,000	5,000
MISCELLANEOUS		5,000	5,000
TAX REVENUE		1,225,000	1,166,400
		<b><u>1,235,000</u></b>	<b><u>1,176,400</u></b>

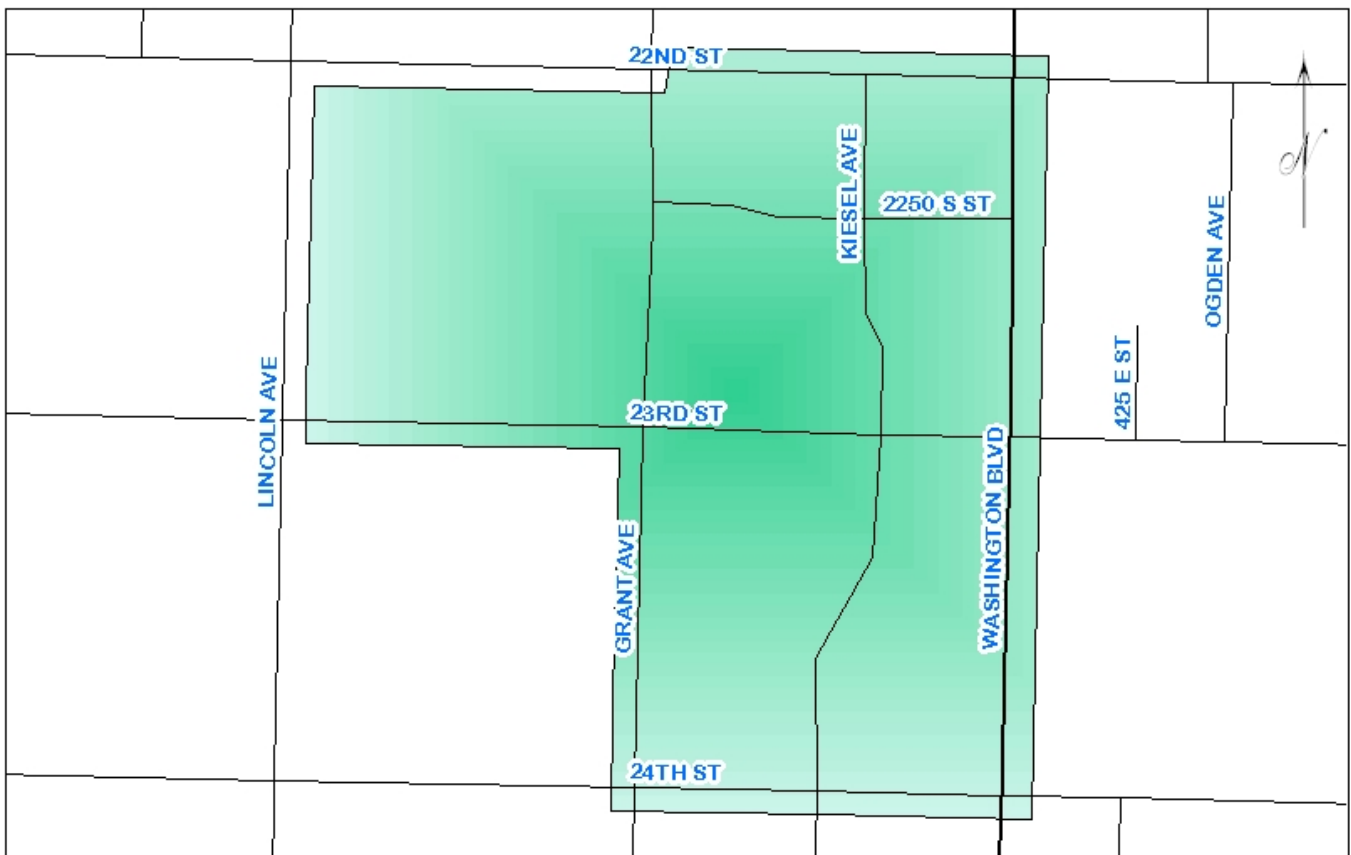
# OGDEN REDEVELOPMENT AGENCY

2010-2011 BUDGET

## **SUMMARY OF EXPENDITURES BY DIVISION** **FAIRMONT TAX INC. DIST.**

	2009 ACTUAL	2010 7-MO ACTUAL	2010 ADOPTED	2011 BUDGET
<b>COMMUNITY AND ECONOMIC DEVELOPMENT</b>				
TAX INCREMENT DISTRICTS				
OTHER OPERATING EXPENSE	374,461	0	542,500	647,075
DEBT SERVICE	698,693	3,500	414,000	413,825
OPERATING TRANSFERS	300,000	0	278,500	115,500
	<b>1,373,154</b>	<b>3,500</b>	<b>1,235,000</b>	<b>1,176,400</b>
FULL TIME POSITIONS		N/A		
FULL TIME EQUIVALENTS				
OVERTIME		N/A		
TEMPORARY		N/A		
<hr/>				
COMMUNITY AND ECONOMIC DEVELOPMENT TOTAL:	<b>1,373,154</b>	<b>3,500</b>	<b>1,235,000</b>	<b>1,176,400</b>

# CBD MALL DISTRICT





# OGDEN REDEVELOPMENT AGENCY

2010-2011 BUDGET

## **SUMMARY OF REVENUES AND EXPENDITURES** **CBD MALL TAX INC. DIST.**

	2009 ACTUAL	2010 ADOPTED	2011 PROPOSED
<b>CBD MALL TAX INC. DIST.</b>			
<b>REVENUES</b>			
CHARGES FOR SERVICES	694,800	694,800	694,800
INTEREST	3,185	10,000	10,000
MISCELLANEOUS	760,495	447,250	443,300
OTHER FINANCING SOURCES	1,730,988	1,367,875	1,270,575
TAXES	1,029,401	1,375,000	1,375,000
	<b>4,218,869</b>	<b>3,894,925</b>	<b>3,793,675</b>
<b>EXPENDITURES</b>			
TAX INCREMENT DISTRICTS	4,339,730	3,894,925	3,793,675
	<b>4,339,730</b>	<b>3,894,925</b>	<b>3,793,675</b>

OGDEN REDEVELOPMENT AGENCY  
2010-2011 BUDGET

**FISCAL YEAR REVENUE BUDGET  
CBD MALL TAX INC. DIST.**

	<b>2009 ACTUAL</b>	<b>2010 7-MO ACTUAL</b>	<b>2010 ADOPTED</b>	<b>2011 BUDGET</b>
<b>CHARGES FOR SERVICES</b>				
LEASE REVENUE	694,800	349,300	694,800	694,800
<i>Lease Revenue records the revenue from leasing operation primarily at the Rec Center.</i>				
	<b>694,800</b>	<b>349,300</b>	<b>694,800</b>	<b>694,800</b>
<b>INTEREST</b>				
GENERAL	3,185	-3,526	10,000	10,000
<i>Interest Income is any interest earned to positive cash balance</i>				
	<b>3,185</b>	<b>-3,526</b>	<b>10,000</b>	<b>10,000</b>
<b>MISCELLANEOUS</b>				
OTHER	641,453	0	447,250	443,300
<i>Miscellaneous revenue is from the various districts to fund administrative costs.</i>				
SALE OF ASSETS	119,042	8,863	0	0
<i>Sale of Assets revenue is generated through the occasional sale of fixed assets</i>				
	<b>760,495</b>	<b>8,863</b>	<b>447,250</b>	<b>443,300</b>
<b>OTHER FINANCING SOURCES</b>				
TRANSFERS	1,730,988	0	1,367,875	1,270,575
<i>Transfers are money transfered in to the Redevelopment Agency to make payments.</i>				
	<b>1,730,988</b>	<b>0</b>	<b>1,367,875</b>	<b>1,270,575</b>
<b>TAXES</b>				
PROPERTY TAXES	1,029,401	928,809	1,375,000	1,375,000
<i>Property Taxes are assessed within the Central Business District (CBD) Tax Increment District to fund improvements</i>				
	<b>1,029,401</b>	<b>928,809</b>	<b>1,375,000</b>	<b>1,375,000</b>
<b>CBD MALL TAX INC. DIST. TOTAL</b>	<b>4,218,869</b>	<b>1,283,446</b>	<b>3,894,925</b>	<b>3,793,675</b>

# OGDEN REDEVELOPMENT AGENCY

2010-2011 BUDGET

## SUMMARY OF DEPARTMENTAL EXPENDITURES CBD MALL TAX INC. DIST.

	2009 ACTUAL	2010 7-MO ACTUAL	2010 ADOPTED	2011 BUDGET
<b>COMMUNITY AND ECONOMIC DEVELOPMENT</b>				
OTHER OPERATING EXPENSE	252,513	228,937	775,000	921,675
DEBT SERVICE	3,147,387	1,553,234	3,119,925	2,872,000
BUILDING	98,728	0	0	0
IMPROVEMENTS	301,101	16,104	0	0
OPERATING TRANSFERS	540,000	0	0	0
	<u>4,339,730</u>	<u>1,798,275</u>	<u>3,894,925</u>	<u>3,793,675</u>

### DIVISION SUMMARY

COMMUNITY AND ECONOMIC DEVELOPMENT				
TAX INCREMENT DISTRICTS	4,339,730	1,798,275	3,894,925	3,793,675
	<u>4,339,730</u>	<u>1,798,275</u>	<u>3,894,925</u>	<u>3,793,675</u>

### FUNDING SOURCES

COMMUNITY AND ECONOMIC DEVELOPMENT			
INTEREST INCOME		10,000	10,000
INTERGOVERNMENTAL		447,250	443,300
TRANSFERS		1,367,875	1,270,575
USER FEES		694,800	694,800
TAX REVENUE		1,375,000	1,375,000
		<u>3,894,925</u>	<u>3,793,675</u>

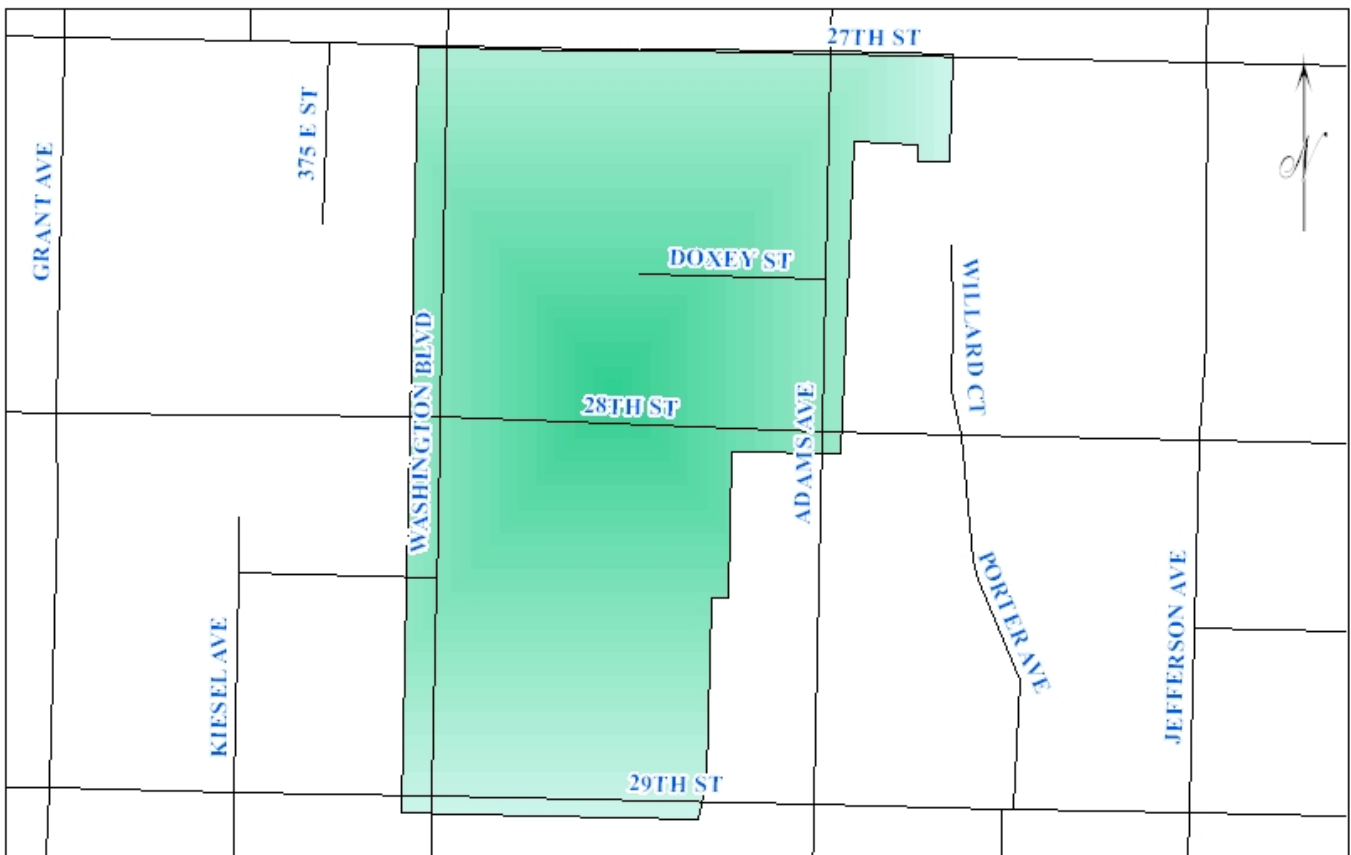
# OGDEN REDEVELOPMENT AGENCY

2010-2011 BUDGET

## SUMMARY OF EXPENDITURES BY DIVISION CBD MALL TAX INC. DIST.

	2009 ACTUAL	2010 7-MO ACTUAL	2010 ADOPTED	2011 BUDGET
<b>COMMUNITY AND ECONOMIC DEVELOPMENT</b>				
TAX INCREMENT DISTRICTS				
OTHER OPERATING EXPENSE	252,513	228,937	775,000	921,675
DEBT SERVICE	3,147,387	1,553,234	3,119,925	2,872,000
BUILDING	98,728	0	0	0
IMPROVEMENTS	301,101	16,104	0	0
OPERATING TRANSFERS	540,000	0	0	0
	<b>4,339,730</b>	<b>1,798,275</b>	<b>3,894,925</b>	<b>3,793,675</b>
FULL TIME POSITIONS		N/A		
FULL TIME EQUIVALENTS				
OVERTIME		N/A		
TEMPORARY		N/A		
<hr/>				
COMMUNITY AND ECONOMIC DEVELOPMENT TOTAL:	<b>4,339,730</b>	<b>1,798,275</b>	<b>3,894,925</b>	<b>3,793,675</b>

# SOUTH CBD DISTRICT



# OGDEN REDEVELOPMENT AGENCY

2010-2011 BUDGET

## **SUMMARY OF REVENUES AND EXPENDITURES** **SOUTH CBD TAX INC. DIST.**

	2009 ACTUAL	2010 ADOPTED	2011 PROPOSED
<b>SOUTH CBD TAX INC. DIST.</b>			
<b>REVENUES</b>			
INTEREST	285	0	1,000
TAXES	30,914	45,000	55,200
	<b>31,199</b>	<b>45,000</b>	<b>56,200</b>
<b>EXPENDITURES</b>			
TAX INCREMENT DISTRICTS	31,199	45,000	56,200
	<b>31,199</b>	<b>45,000</b>	<b>56,200</b>

OGDEN REDEVELOPMENT AGENCY  
2010-2011 BUDGET

**FISCAL YEAR REVENUE BUDGET  
SOUTH CBD TAX INC. DIST.**

	<b>2009 ACTUAL</b>	<b>2010 7-MO ACTUAL</b>	<b>2010 ADOPTED</b>	<b>2011 BUDGET</b>
<b>INTEREST</b>				
GENERAL	285	49	0	1,000
<i>Interest Income is any interest earned to positive cash balance</i>				
	<u><b>285</b></u>	<u><b>49</b></u>	<u><b>0</b></u>	<u><b>1,000</b></u>
<b>TAXES</b>				
PROPERTY TAXES	30,914	32,574	45,000	55,200
<i>Property Taxes are assessed within the South Central Business District (CBD) Tax Increment District to fund improvements</i>				
	<u><b>30,914</b></u>	<u><b>32,574</b></u>	<u><b>45,000</b></u>	<u><b>55,200</b></u>
<b>SOUTH CBD TAX INC. DIST. TOTAL</b>	<u><b>31,199</b></u>	<u><b>32,623</b></u>	<u><b>45,000</b></u>	<u><b>56,200</b></u>

OGDEN REDEVELOPMENT AGENCY  
2010-2011 BUDGET

**SUMMARY OF DEPARTMENTAL EXPENDITURES  
SOUTH CBD TAX INC. DIST.**

	<u>2009 ACTUAL</u>	<u>2010 7-MO ACTUAL</u>	<u>2010 ADOPTED</u>	<u>2011 BUDGET</u>
<b>COMMUNITY AND ECONOMIC DEVELOPMENT</b>				
OTHER OPERATING EXPENSE	24,299	0	24,000	29,550
OPERATING TRANSFERS	6,900	0	21,000	26,650
	<u><b>31,199</b></u>	<u><b>0</b></u>	<u><b>45,000</b></u>	<u><b>56,200</b></u>

**DIVISION SUMMARY**

COMMUNITY AND ECONOMIC DEVELOPMENT				
TAX INCREMENT DISTRICTS	31,199	0	45,000	56,200
	<u><b>31,199</b></u>	<u><b>0</b></u>	<u><b>45,000</b></u>	<u><b>56,200</b></u>

**FUNDING SOURCES**

COMMUNITY AND ECONOMIC DEVELOPMENT			
INTEREST INCOME		0	1,000
TAX REVENUE		45,000	55,200
		<u><b>45,000</b></u>	<u><b>56,200</b></u>



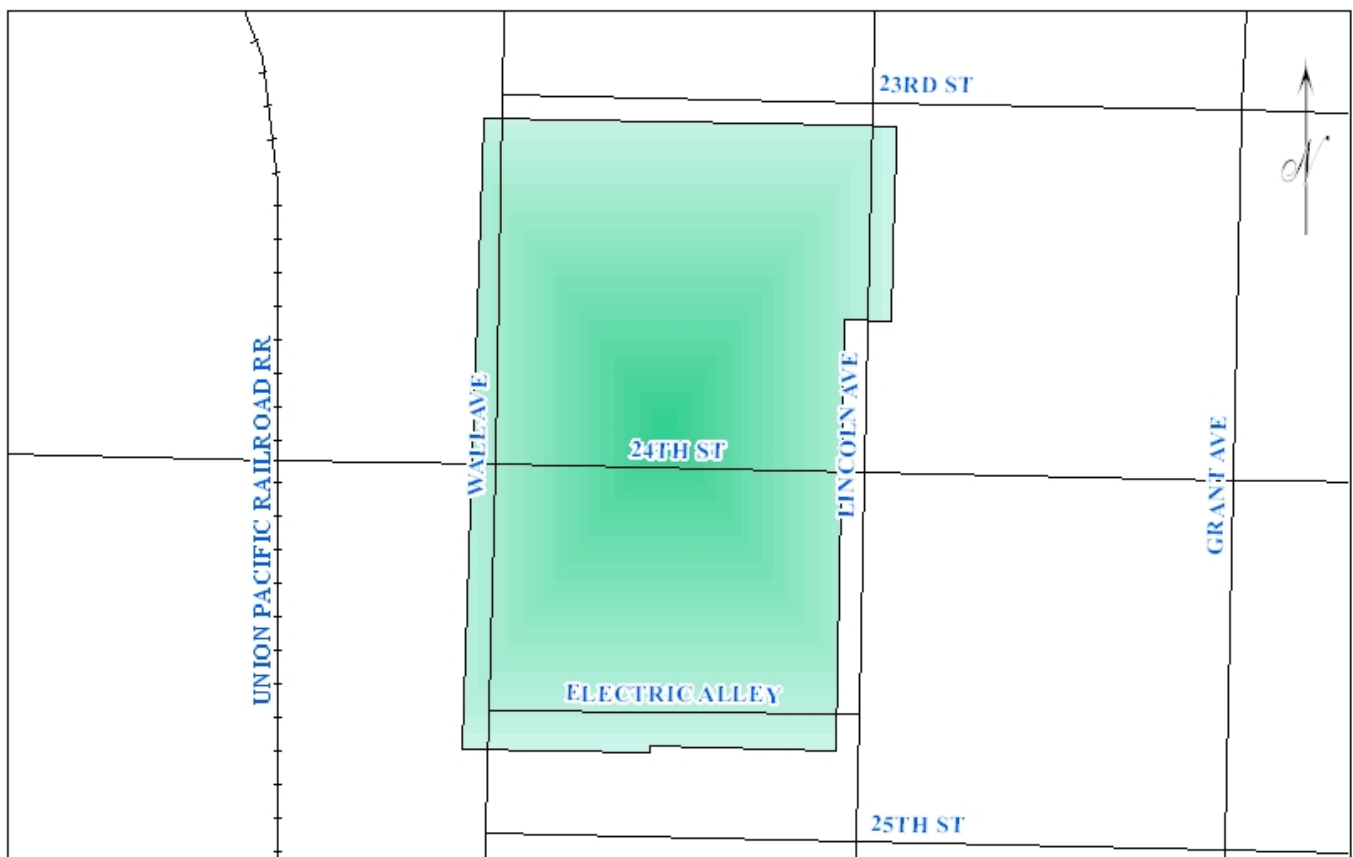
# OGDEN REDEVELOPMENT AGENCY

2010-2011 BUDGET

## **SUMMARY OF EXPENDITURES BY DIVISION** **SOUTH CBD TAX INC. DIST.**

	2009 ACTUAL	2010 7-MO ACTUAL	2010 ADOPTED	2011 BUDGET
<b>COMMUNITY AND ECONOMIC DEVELOPMENT</b>				
TAX INCREMENT DISTRICTS				
OTHER OPERATING EXPENSE	24,299	0	24,000	29,550
OPERATING TRANSFERS	6,900	0	21,000	26,650
	<b>31,199</b>	<b>0</b>	<b>45,000</b>	<b>56,200</b>
FULL TIME POSITIONS		N/A		
FULL TIME EQUIVALENTS				
OVERTIME		N/A		
TEMPORARY		N/A		
<hr/>				
COMMUNITY AND ECONOMIC DEVELOPMENT TOTAL:	<b>31,199</b>	<b>0</b>	<b>45,000</b>	<b>56,200</b>

# LINCOLN DISTRICT



# OGDEN REDEVELOPMENT AGENCY

2010-2011 BUDGET

## **SUMMARY OF REVENUES AND EXPENDITURES** **LINCOLN TAX INC. DIST.**

	2009 ACTUAL	2010 ADOPTED	2011 PROPOSED
<b>LINCOLN TAX INC. DIST.</b>			
<b>REVENUES</b>			
INTEREST	4,701	2,000	5,000
MISCELLANEOUS	0	5,000	2,000
TAXES	173,307	215,000	223,900
	<b>178,008</b>	<b>222,000</b>	<b>230,900</b>
<b>EXPENDITURES</b>			
TAX INCREMENT DISTRICTS	311,785	222,000	230,900
	<b>311,785</b>	<b>222,000</b>	<b>230,900</b>

OGDEN REDEVELOPMENT AGENCY  
2010-2011 BUDGET

**FISCAL YEAR REVENUE BUDGET  
LINCOLN TAX INC. DIST.**

	<b>2009 ACTUAL</b>	<b>2010 7-MO ACTUAL</b>	<b>2010 ADOPTED</b>	<b>2011 BUDGET</b>
<b>INTEREST</b>				
GENERAL	4,701	0	2,000	5,000
<i>Interest Income is any interest earned to positive cash balance</i>				
	<u><b>4,701</b></u>	<u><b>0</b></u>	<u><b>2,000</b></u>	<u><b>5,000</b></u>
<b>MISCELLANEOUS</b>				
OTHER	0	0	5,000	2,000
<i>Miscellaneous revenue is from the various districts to fund administrative costs.</i>				
	<u><b>0</b></u>	<u><b>0</b></u>	<u><b>5,000</b></u>	<u><b>2,000</b></u>
<b>TAXES</b>				
PROPERTY TAXES	173,307	149,179	215,000	223,900
<i>Property Taxes are assessed within the Lincoln Tax Increment District to fund improvements</i>				
	<u><b>173,307</b></u>	<u><b>149,179</b></u>	<u><b>215,000</b></u>	<u><b>223,900</b></u>
<b>LINCOLN TAX INC. DIST. TOTAL</b>	<u><b>178,008</b></u>	<u><b>149,179</b></u>	<u><b>222,000</b></u>	<u><b>230,900</b></u>

# OGDEN REDEVELOPMENT AGENCY

2010-2011 BUDGET

## SUMMARY OF DEPARTMENTAL EXPENDITURES LINCOLN TAX INC. DIST.

	2009 ACTUAL	2010 7-MO ACTUAL	2010 ADOPTED	2011 BUDGET
<b>COMMUNITY AND ECONOMIC DEVELOPMENT</b>				
OTHER OPERATING EXPENSE	191,785	3,770	117,500	120,175
DEBT SERVICE	0	-191	0	0
OPERATING TRANSFERS	120,000	0	104,500	110,725
	<u>311,785</u>	<u>3,580</u>	<u>222,000</u>	<u>230,900</u>

### DIVISION SUMMARY

COMMUNITY AND ECONOMIC DEVELOPMENT				
TAX INCREMENT DISTRICTS	311,785	3,580	222,000	230,900
	<u>311,785</u>	<u>3,580</u>	<u>222,000</u>	<u>230,900</u>

### FUNDING SOURCES

COMMUNITY AND ECONOMIC DEVELOPMENT		
INTEREST INCOME	2,000	5,000
MISCELLANEOUS	5,000	2,000
TAX REVENUE	215,000	223,900
	<u>222,000</u>	<u>230,900</u>

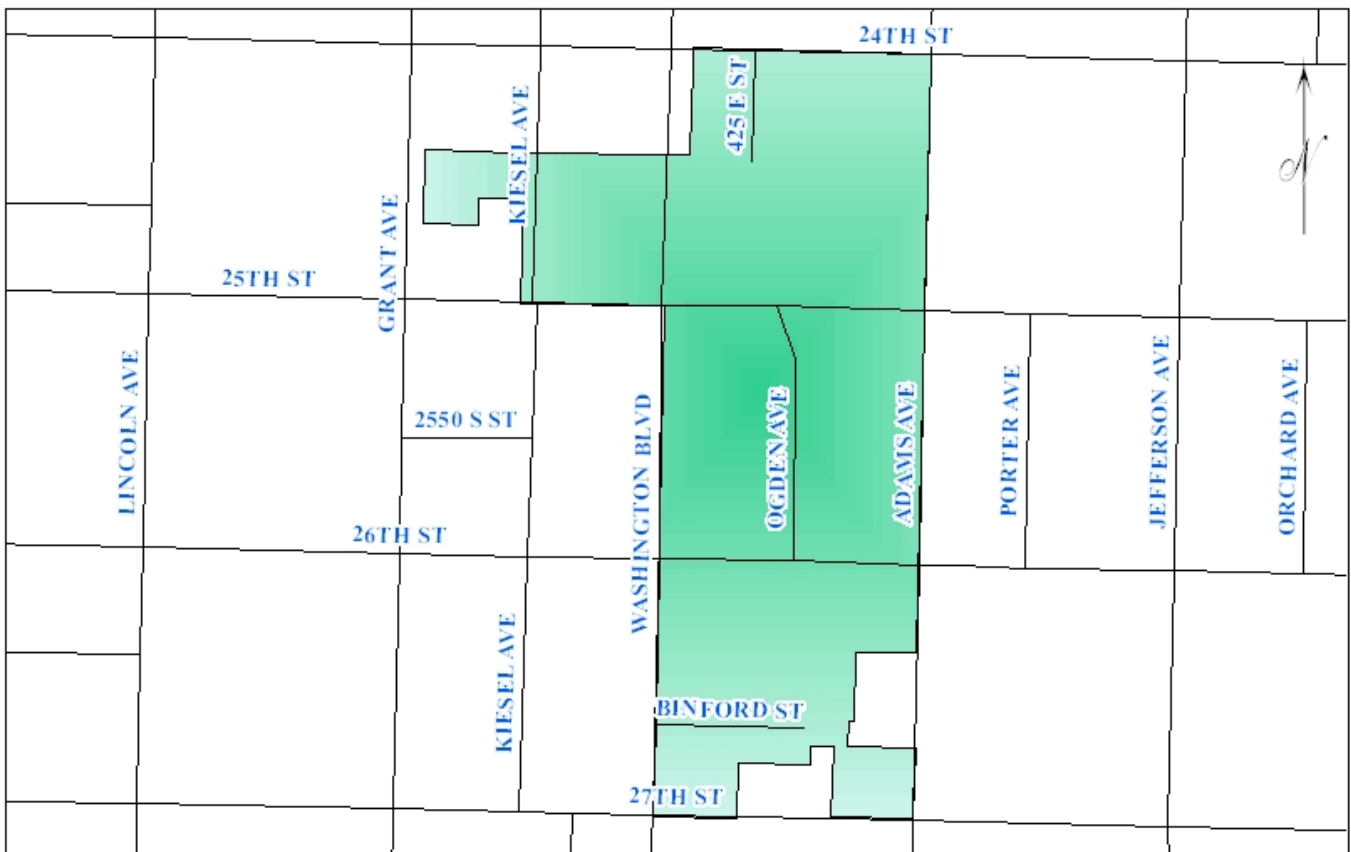
# OGDEN REDEVELOPMENT AGENCY

2010-2011 BUDGET

## **SUMMARY OF EXPENDITURES BY DIVISION LINCOLN TAX INC. DIST.**

	<b>2009 ACTUAL</b>	<b>2010 7-MO ACTUAL</b>	<b>2010 ADOPTED</b>	<b>2011 BUDGET</b>
<b>COMMUNITY AND ECONOMIC DEVELOPMENT</b>				
TAX INCREMENT DISTRICTS				
OTHER OPERATING EXPENSE	191,785	3,770	117,500	120,175
DEBT SERVICE	0	-191	0	0
OPERATING TRANSFERS	120,000	0	104,500	110,725
	<b>311,785</b>	<b>3,580</b>	<b>222,000</b>	<b>230,900</b>
FULL TIME POSITIONS		N/A		
FULL TIME EQUIVALENTS				
OVERTIME		N/A		
TEMPORARY		N/A		
<hr/>				
COMMUNITY AND ECONOMIC DEVELOPMENT TOTAL:	<b>311,785</b>	<b>3,580</b>	<b>222,000</b>	<b>230,900</b>

# WASHINGTON BLVD. DISTRICT



# OGDEN REDEVELOPMENT AGENCY

2010-2011 BUDGET

## **SUMMARY OF REVENUES AND EXPENDITURES** **WASHINGTON BLVD. TAX INC. DIST.**

	2009 ACTUAL	2010 ADOPTED	2011 PROPOSED
<b>WASHINGTON BLVD. TAX INC. DIST.</b>			
<b>REVENUES</b>			
CHARGES FOR SERVICES	0	1,000	0
INTEREST	3,522	1,000	2,000
TAXES	451,764	375,000	375,000
	<b>455,286</b>	<b>377,000</b>	<b>377,000</b>
<b>EXPENDITURES</b>			
TAX INCREMENT DISTRICTS	428,451	377,000	377,000
	<b>428,451</b>	<b>377,000</b>	<b>377,000</b>



OGDEN REDEVELOPMENT AGENCY  
2010-2011 BUDGET

**FISCAL YEAR REVENUE BUDGET  
WASHINGTON BLVD. TAX INC. DIST.**

	<b>2009 ACTUAL</b>	<b>2010 7-MO ACTUAL</b>	<b>2010 ADOPTED</b>	<b>2011 BUDGET</b>
<b>CHARGES FOR SERVICES</b>				
LEASE REVENUE	0	0	1,000	0
<i>Charges for Service represents revenue received from the downtown parking terrace.</i>				
	<b>0</b>	<b>0</b>	<b>1,000</b>	<b>0</b>
<b>INTEREST</b>				
GENERAL	3,522	706	1,000	2,000
<i>Interest Income is any interest earned to positive cash balance</i>				
	<b>3,522</b>	<b>706</b>	<b>1,000</b>	<b>2,000</b>
<b>TAXES</b>				
PROPERTY TAXES	451,764	390,613	375,000	375,000
<i>Property Taxes are assessed within the Washington Blvd Increment District to fund improvements</i>				
	<b>451,764</b>	<b>390,613</b>	<b>375,000</b>	<b>375,000</b>
<b>WASHINGTON BLVD. TAX INC. DIST. TOTAL</b>	<b>455,286</b>	<b>391,319</b>	<b>377,000</b>	<b>377,000</b>

OGDEN REDEVELOPMENT AGENCY  
2010-2011 BUDGET

**SUMMARY OF DEPARTMENTAL EXPENDITURES  
WASHINGTON BLVD. TAX INC. DIST.**

	<u>2009 ACTUAL</u>	<u>2010 7-MO ACTUAL</u>	<u>2010 ADOPTED</u>	<u>2011 BUDGET</u>
<b>COMMUNITY AND ECONOMIC DEVELOPMENT</b>				
OTHER OPERATING EXPENSE	209,728	0	377,000	377,000
OPERATING TRANSFERS	218,723	0	0	0
	<u><b>428,451</b></u>	<u><b>0</b></u>	<u><b>377,000</b></u>	<u><b>377,000</b></u>

**DIVISION SUMMARY**

COMMUNITY AND ECONOMIC DEVELOPMENT				
TAX INCREMENT DISTRICTS	428,451	0	377,000	377,000
	<u><b>428,451</b></u>	<u><b>0</b></u>	<u><b>377,000</b></u>	<u><b>377,000</b></u>

**FUNDING SOURCES**

COMMUNITY AND ECONOMIC DEVELOPMENT			
MISCELLANEOUS		1,000	0
TAX REVENUE		375,000	375,000
USER FEES/PERMITS		1,000	2,000
		<u><b>377,000</b></u>	<u><b>377,000</b></u>

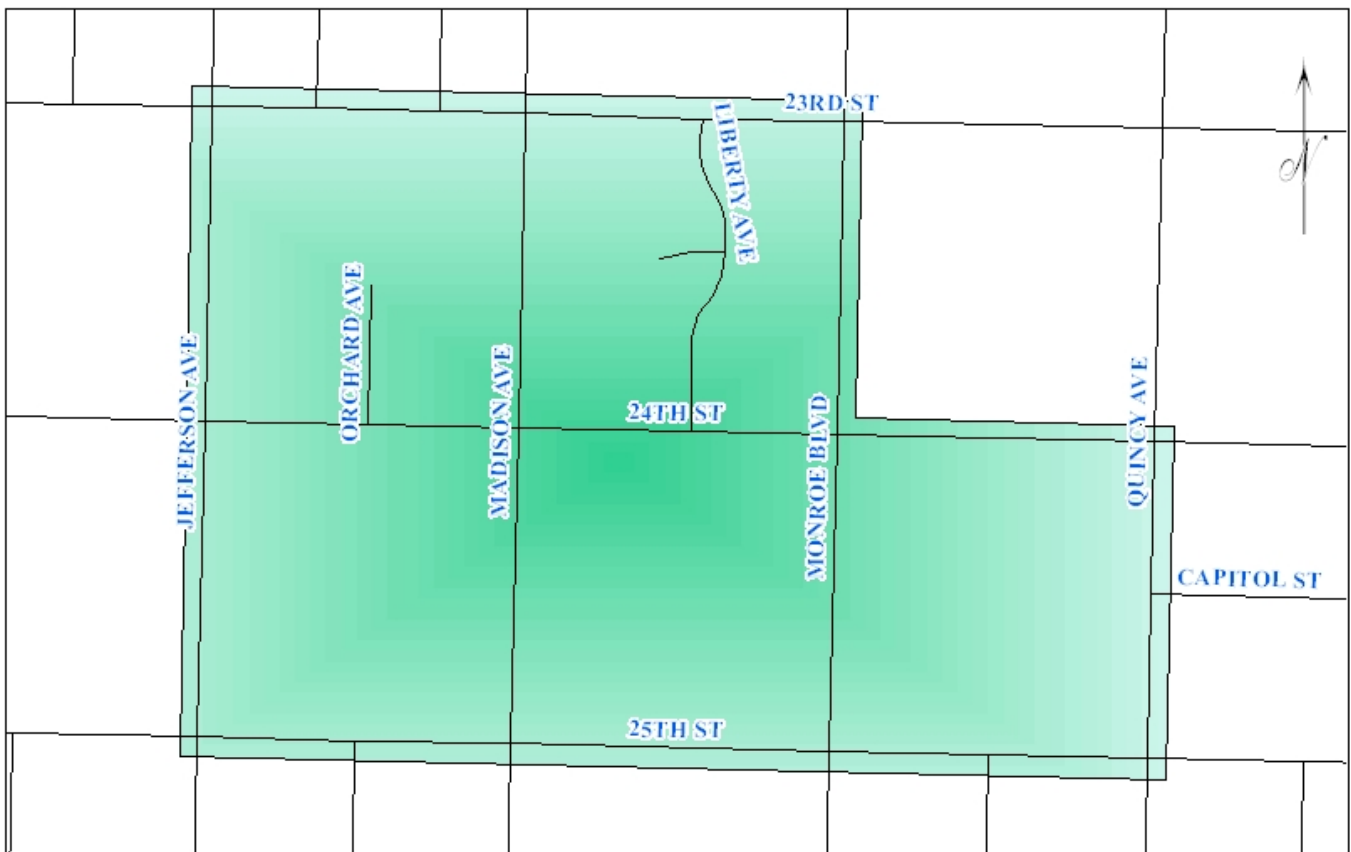
# OGDEN REDEVELOPMENT AGENCY

2010-2011 BUDGET

## **SUMMARY OF EXPENDITURES BY DIVISION WASHINGTON BLVD. TAX INC. DIST.**

	2009 ACTUAL	2010 7-MO ACTUAL	2010 ADOPTED	2011 BUDGET
<b>COMMUNITY AND ECONOMIC DEVELOPMENT</b>				
TAX INCREMENT DISTRICTS				
OTHER OPERATING EXPENSE	209,728	0	377,000	377,000
OPERATING TRANSFERS	218,723	0	0	0
	<b>428,451</b>	<b>0</b>	<b>377,000</b>	<b>377,000</b>
FULL TIME POSITIONS		N/A		
FULL TIME EQUIVALENTS				
OVERTIME		N/A		
TEMPORARY		N/A		
<hr/>				
COMMUNITY AND ECONOMIC DEVELOPMENT TOTAL:	<b>428,451</b>	<b>0</b>	<b>377,000</b>	<b>377,000</b>

# LESTER PARK DISTRICT



# OGDEN REDEVELOPMENT AGENCY

2010-2011 BUDGET

## **SUMMARY OF REVENUES AND EXPENDITURES** **LESTER PARK TAX INC. DIST.**

	2009 ACTUAL	2010 ADOPTED	2011 PROPOSED
<b>LESTER PARK TAX INC. DIST.</b>			
<b>REVENUES</b>			
INTEREST	550	1,000	1,000
TAXES	87,715	110,000	124,000
	<b>88,265</b>	<b>111,000</b>	<b>125,000</b>
<b>EXPENDITURES</b>			
TAX INCREMENT DISTRICTS	88,261	111,000	125,000
	<b>88,261</b>	<b>111,000</b>	<b>125,000</b>

OGDEN REDEVELOPMENT AGENCY  
2010-2011 BUDGET

**FISCAL YEAR REVENUE BUDGET  
LESTER PARK TAX INC. DIST.**

	<b>2009 ACTUAL</b>	<b>2010 7-MO ACTUAL</b>	<b>2010 ADOPTED</b>	<b>2011 BUDGET</b>
<b>INTEREST</b>				
GENERAL	550	117	1,000	1,000
<i>Interest Income is any interest earned to positive cash balance</i>				
	<u>550</u>	<u>117</u>	<u>1,000</u>	<u>1,000</u>
<b>TAXES</b>				
PROPERTY TAXES	87,715	88,041	110,000	124,000
<i>Property Taxes are assessed within the Lester Park District Tax Increment District to fund improvements</i>				
	<u>87,715</u>	<u>88,041</u>	<u>110,000</u>	<u>124,000</u>
<b>LESTER PARK TAX INC. DIST. TOTAL</b>	<u>88,265</u>	<u>88,158</u>	<u>111,000</u>	<u>125,000</u>

# OGDEN REDEVELOPMENT AGENCY

2010-2011 BUDGET

## **SUMMARY OF DEPARTMENTAL EXPENDITURES LESTER PARK TAX INC. DIST.**

	<b>2009 ACTUAL</b>	<b>2010 7-MO ACTUAL</b>	<b>2010 ADOPTED</b>	<b>2011 BUDGET</b>
<b>COMMUNITY AND ECONOMIC DEVELOPMENT</b>				
OTHER OPERATING EXPENSE	67,886	0	56,000	61,600
OPERATING TRANSFERS	20,375	0	55,000	63,400
	<b>88,261</b>	<b>0</b>	<b>111,000</b>	<b>125,000</b>

### **DIVISION SUMMARY**

COMMUNITY AND ECONOMIC DEVELOPMENT				
TAX INCREMENT DISTRICTS	88,261	0	111,000	125,000
	<b>88,261</b>	<b>0</b>	<b>111,000</b>	<b>125,000</b>

### **FUNDING SOURCES**

COMMUNITY AND ECONOMIC DEVELOPMENT			
MISCELLANEOUS		1,000	1,000
TAX REVENUE		110,000	124,000
		<b>111,000</b>	<b>125,000</b>

# OGDEN REDEVELOPMENT AGENCY

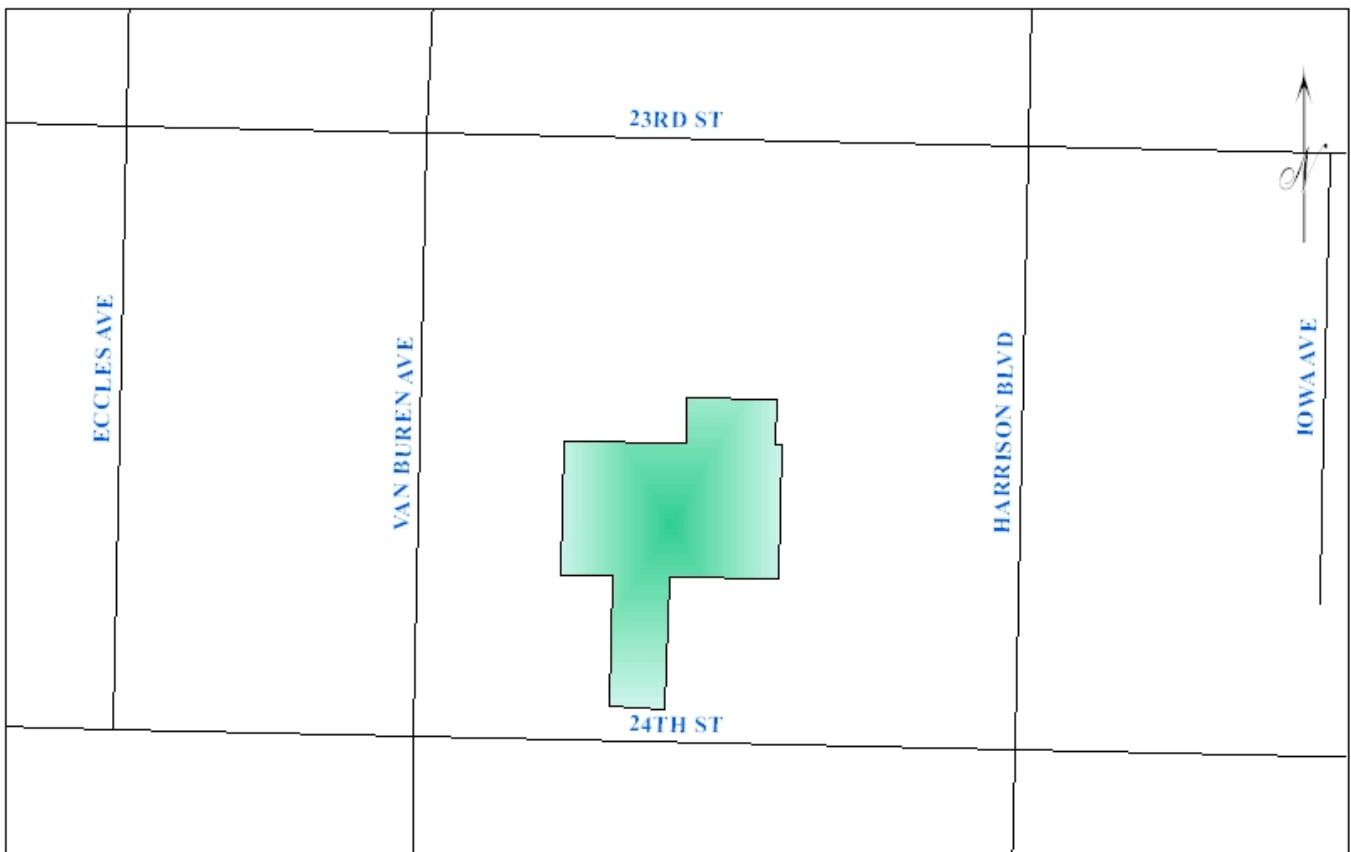
2010-2011 BUDGET

## **SUMMARY OF EXPENDITURES BY DIVISION** **LESTER PARK TAX INC. DIST.**

	2009 ACTUAL	2010 7-MO ACTUAL	2010 ADOPTED	2011 BUDGET
<b>COMMUNITY AND ECONOMIC DEVELOPMENT</b>				
TAX INCREMENT DISTRICTS				
OTHER OPERATING EXPENSE	67,886	0	56,000	61,600
OPERATING TRANSFERS	20,375	0	55,000	63,400
	<b>88,261</b>	<b>0</b>	<b>111,000</b>	<b>125,000</b>
FULL TIME POSITIONS		N/A		
FULL TIME EQUIVALENTS				
OVERTIME		N/A		
TEMPORARY		N/A		
COMMUNITY AND ECONOMIC DEVELOPMENT TOTAL:	<b>88,261</b>	<b>0</b>	<b>111,000</b>	<b>125,000</b>



# GOLDEN LINKS DISTRICT



# OGDEN REDEVELOPMENT AGENCY

2010-2011 BUDGET

## **SUMMARY OF REVENUES AND EXPENDITURES** **GOLDEN LINKS TAX INC. DIST.**

	2009 ACTUAL	2010 ADOPTED	2011 PROPOSED
<b>GOLDEN LINKS TAX INC. DIST.</b>			
<b>REVENUES</b>			
INTEREST	32	100	100
TAXES	619	2,000	2,000
	<b>651</b>	<b>2,100</b>	<b>2,100</b>
<b>EXPENDITURES</b>			
TAX INCREMENT DISTRICTS	649	2,100	2,100
	<b>649</b>	<b>2,100</b>	<b>2,100</b>

OGDEN REDEVELOPMENT AGENCY  
2010-2011 BUDGET

**FISCAL YEAR REVENUE BUDGET  
GOLDEN LINKS TAX INC. DIST.**

	<b>2009 ACTUAL</b>	<b>2010 7-MO ACTUAL</b>	<b>2010 ADOPTED</b>	<b>2011 BUDGET</b>
<b>INTEREST</b>				
GENERAL	32	10	100	100
<i>Interest Income is any interest earned to positive cash balance</i>				
	<u><b>32</b></u>	<u><b>10</b></u>	<u><b>100</b></u>	<u><b>100</b></u>
<b>TAXES</b>				
PROPERTY TAXES	619	523	2,000	2,000
<i>Property Taxes are assessed within the Golden Links Tax Increment District to fund improvements</i>				
	<u><b>619</b></u>	<u><b>523</b></u>	<u><b>2,000</b></u>	<u><b>2,000</b></u>
<b>GOLDEN LINKS TAX INC. DIST. TOTAL</b>	<u><b>651</b></u>	<u><b>532</b></u>	<u><b>2,100</b></u>	<u><b>2,100</b></u>

# OGDEN REDEVELOPMENT AGENCY

2010-2011 BUDGET

## SUMMARY OF DEPARTMENTAL EXPENDITURES GOLDEN LINKS TAX INC. DIST.

	2009 ACTUAL	2010 7-MO ACTUAL	2010 ADOPTED	2011 BUDGET
<b>COMMUNITY AND ECONOMIC DEVELOPMENT</b>				
OTHER OPERATING EXPENSE	649	0	1,650	1,600
OPERATING TRANSFERS	0	0	450	500
	<u>649</u>	<u>0</u>	<u>2,100</u>	<u>2,100</u>

### DIVISION SUMMARY

COMMUNITY AND ECONOMIC DEVELOPMENT				
TAX INCREMENT DISTRICTS	649	0	2,100	2,100
	<u>649</u>	<u>0</u>	<u>2,100</u>	<u>2,100</u>

### FUNDING SOURCES

COMMUNITY AND ECONOMIC DEVELOPMENT			
MISCELLANEOUS		100	100
TAX REVENUE		2,000	2,000
		<u>2,100</u>	<u>2,100</u>

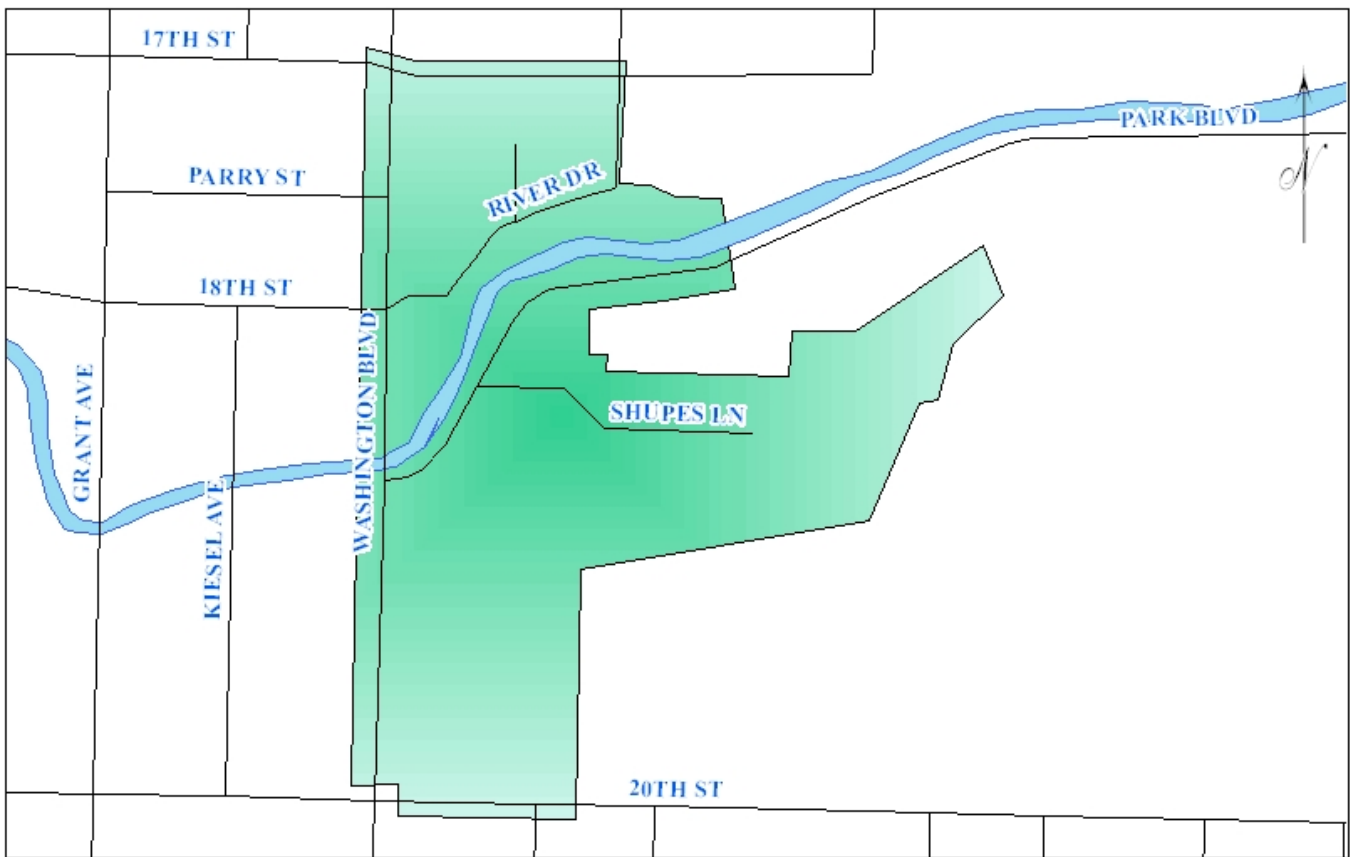
# OGDEN REDEVELOPMENT AGENCY

2010-2011 BUDGET

## SUMMARY OF EXPENDITURES BY DIVISION GOLDEN LINKS TAX INC. DIST.

	2009 ACTUAL	2010 7-MO ACTUAL	2010 ADOPTED	2011 BUDGET
<b>COMMUNITY AND ECONOMIC DEVELOPMENT</b>				
TAX INCREMENT DISTRICTS				
OTHER OPERATING EXPENSE	649	0	1,650	1,600
OPERATING TRANSFERS	0	0	450	500
	<b>649</b>	<b>0</b>	<b>2,100</b>	<b>2,100</b>
FULL TIME POSITIONS		N/A		
FULL TIME EQUIVALENTS				
OVERTIME		N/A		
TEMPORARY		N/A		
<hr/>				
COMMUNITY AND ECONOMIC DEVELOPMENT TOTAL:	<b>649</b>	<b>0</b>	<b>2,100</b>	<b>2,100</b>

# PARK BLVD DISTRICT



# OGDEN REDEVELOPMENT AGENCY

2010-2011 BUDGET

## **SUMMARY OF REVENUES AND EXPENDITURES** **PARK BLVD. TAX INC. DIST.**

	2009 ACTUAL	2010 ADOPTED	2011 PROPOSED
<b>PARK BLVD. TAX INC. DIST.</b>			
<b>REVENUES</b>			
INTEREST	408	1,000	1,000
TAXES	44,641	55,000	53,300
	<b>45,049</b>	<b>56,000</b>	<b>54,300</b>
<b>EXPENDITURES</b>			
TAX INCREMENT DISTRICTS	45,256	56,000	54,300
	<b>45,256</b>	<b>56,000</b>	<b>54,300</b>

OGDEN REDEVELOPMENT AGENCY  
2010-2011 BUDGET

**FISCAL YEAR REVENUE BUDGET  
PARK BLVD. TAX INC. DIST.**

	<u>2009 ACTUAL</u>	<u>2010 7-MO ACTUAL</u>	<u>2010 ADOPTED</u>	<u>2011 BUDGET</u>
<b>INTEREST</b>				
GENERAL	408	54	1,000	1,000
<i>Interest Income is any interest earned to positive cash balance</i>				
	<u><b>408</b></u>	<u><b>54</b></u>	<u><b>1,000</b></u>	<u><b>1,000</b></u>
<b>TAXES</b>				
PROPERTY TAXES	44,641	37,186	55,000	53,300
<i>Property Taxes are assessed within the Park Blvd. Tax Increment District to fund improvements</i>				
	<u><b>44,641</b></u>	<u><b>37,186</b></u>	<u><b>55,000</b></u>	<u><b>53,300</b></u>
<b>PARK BLVD. TAX INC. DIST. TOTAL</b>	<u><b>45,049</b></u>	<u><b>37,240</b></u>	<u><b>56,000</b></u>	<u><b>54,300</b></u>



OGDEN REDEVELOPMENT AGENCY  
2010-2011 BUDGET

**SUMMARY OF DEPARTMENTAL EXPENDITURES  
PARK BLVD. TAX INC. DIST.**

	<u>2009 ACTUAL</u>	<u>2010 7-MO ACTUAL</u>	<u>2010 ADOPTED</u>	<u>2011 BUDGET</u>
<b>COMMUNITY AND ECONOMIC DEVELOPMENT</b>				
OTHER OPERATING EXPENSE	20,156	0	28,000	27,325
OPERATING TRANSFERS	25,100	0	28,000	26,975
	<u>45,256</u>	<u>0</u>	<u>56,000</u>	<u>54,300</u>

**DIVISION SUMMARY**

COMMUNITY AND ECONOMIC DEVELOPMENT				
TAX INCREMENT DISTRICTS	45,256	0	56,000	54,300
	<u>45,256</u>	<u>0</u>	<u>56,000</u>	<u>54,300</u>

**FUNDING SOURCES**

COMMUNITY AND ECONOMIC DEVELOPMENT			
MISCELLANEOUS		1,000	1,000
TAX REVENUE		55,000	53,300
		<u>56,000</u>	<u>54,300</u>

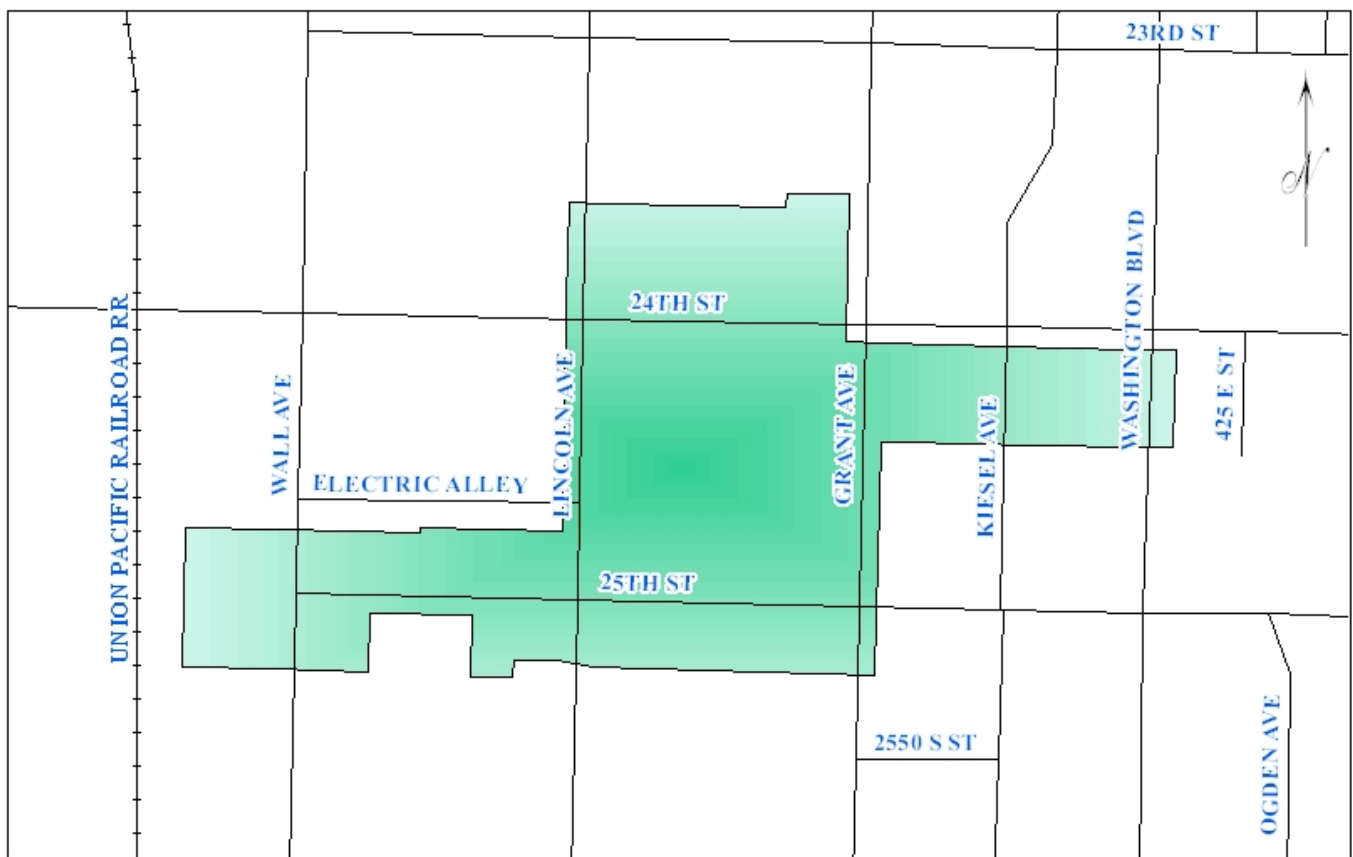
# OGDEN REDEVELOPMENT AGENCY

2010-2011 BUDGET

## **SUMMARY OF EXPENDITURES BY DIVISION** **PARK BLVD. TAX INC. DIST.**

	2009 ACTUAL	2010 7-MO ACTUAL	2010 ADOPTED	2011 BUDGET
<b>COMMUNITY AND ECONOMIC DEVELOPMENT</b>				
TAX INCREMENT DISTRICTS				
OTHER OPERATING EXPENSE	20,156	0	28,000	27,325
OPERATING TRANSFERS	25,100	0	28,000	26,975
	<b>45,256</b>	<b>0</b>	<b>56,000</b>	<b>54,300</b>
FULL TIME POSITIONS		N/A		
FULL TIME EQUIVALENTS				
OVERTIME		N/A		
TEMPORARY		N/A		
COMMUNITY AND ECONOMIC DEVELOPMENT TOTAL:	<b>45,256</b>	<b>0</b>	<b>56,000</b>	<b>54,300</b>

# 25<sup>TH</sup> STREET DISTRICT



# OGDEN REDEVELOPMENT AGENCY

2010-2011 BUDGET

## **SUMMARY OF REVENUES AND EXPENDITURES** **25TH STREET TAX INC. DIST.**

	2009 ACTUAL	2010 ADOPTED	2011 PROPOSED
<b>25TH STREET TAX INC. DIST.</b>			
<b>REVENUES</b>			
INTEREST	4,148	5,000	5,000
TAXES	611,818	750,000	750,000
	<b>615,966</b>	<b>755,000</b>	<b>755,000</b>
<b>EXPENDITURES</b>			
TAX INCREMENT DISTRICTS	618,908	755,000	755,000
	<b>618,908</b>	<b>755,000</b>	<b>755,000</b>

OGDEN REDEVELOPMENT AGENCY  
2010-2011 BUDGET

**FISCAL YEAR REVENUE BUDGET  
25TH STREET TAX INC. DIST.**

	<b>2009 ACTUAL</b>	<b>2010 7-MO ACTUAL</b>	<b>2010 ADOPTED</b>	<b>2011 BUDGET</b>
<b>INTEREST</b>				
GENERAL	4,148	549	5,000	5,000
<i>Interest Income is any interest earned to positive cash balance</i>				
	<b>4,148</b>	<b>549</b>	<b>5,000</b>	<b>5,000</b>
<b>TAXES</b>				
PROPERTY TAXES	611,818	498,706	750,000	750,000
<i>Property Taxes are assessed within the 25th Street Tax Increment District to fund improvements</i>				
	<b>611,818</b>	<b>498,706</b>	<b>750,000</b>	<b>750,000</b>
<b>25TH STREET TAX INC. DIST. TOTAL</b>	<b>615,966</b>	<b>499,255</b>	<b>755,000</b>	<b>755,000</b>

# OGDEN REDEVELOPMENT AGENCY

2010-2011 BUDGET

## **SUMMARY OF DEPARTMENTAL EXPENDITURES** **25TH STREET TAX INC. DIST.**

	<b>2009 ACTUAL</b>	<b>2010 7-MO ACTUAL</b>	<b>2010 ADOPTED</b>	<b>2011 BUDGET</b>
<b>COMMUNITY AND ECONOMIC DEVELOPMENT</b>				
OTHER OPERATING EXPENSE	5,625	3,000	150,000	200,000
DEBT SERVICE	147,283	10,184	455,000	405,000
OPERATING TRANSFERS	466,000	0	150,000	150,000
	<b>618,908</b>	<b>13,184</b>	<b>755,000</b>	<b>755,000</b>

### **DIVISION SUMMARY**

COMMUNITY AND ECONOMIC DEVELOPMENT				
TAX INCREMENT DISTRICTS	618,908	13,184	755,000	755,000
	<b>618,908</b>	<b>13,184</b>	<b>755,000</b>	<b>755,000</b>

### **FUNDING SOURCES**

COMMUNITY AND ECONOMIC DEVELOPMENT			
MISCELLANEOUS		5,000	5,000
TAX REVENUE		750,000	750,000
		<b>755,000</b>	<b>755,000</b>

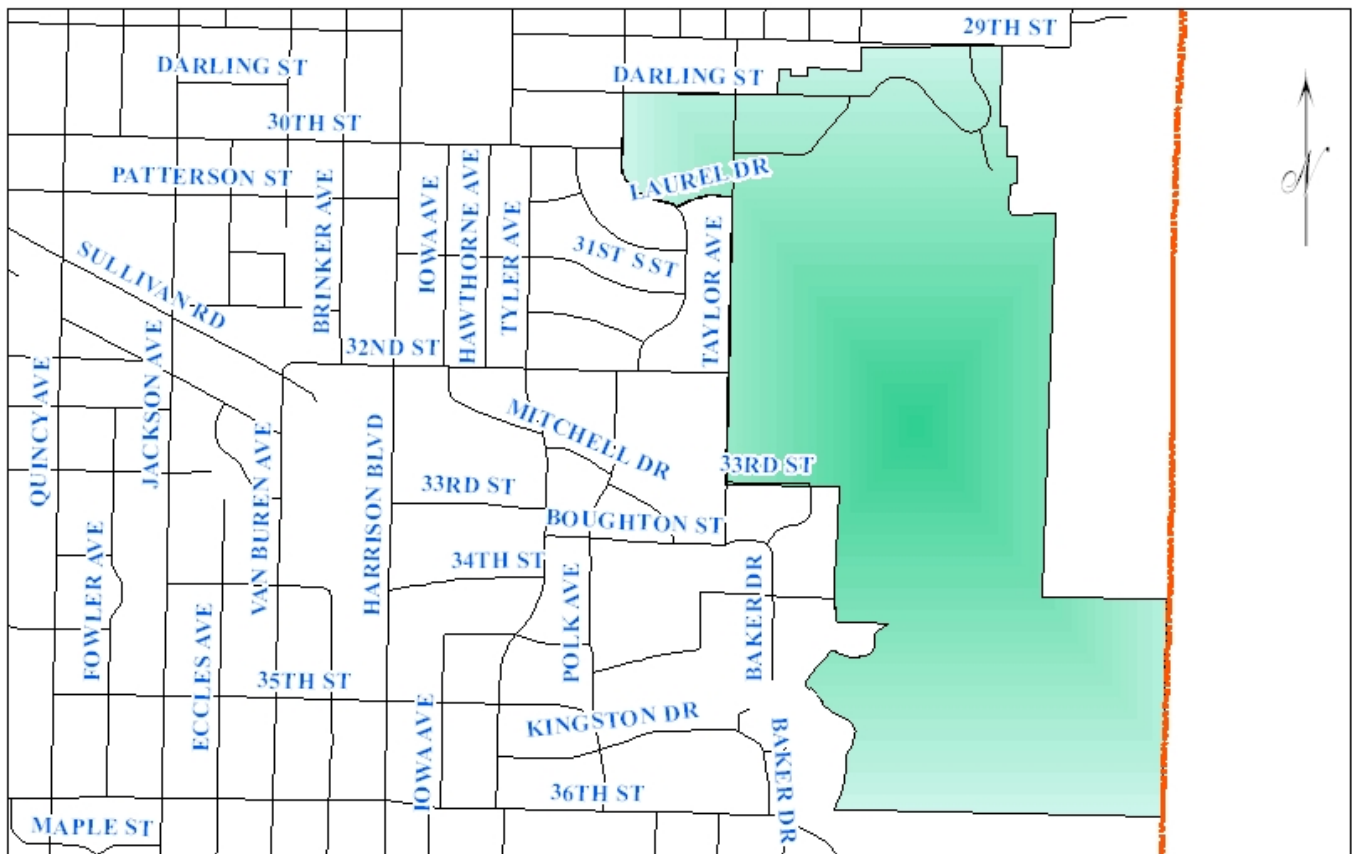
# OGDEN REDEVELOPMENT AGENCY

2010-2011 BUDGET

## **SUMMARY OF EXPENDITURES BY DIVISION** **25TH STREET TAX INC. DIST.**

	2009 ACTUAL	2010 7-MO ACTUAL	2010 ADOPTED	2011 BUDGET
<b>COMMUNITY AND ECONOMIC DEVELOPMENT</b>				
TAX INCREMENT DISTRICTS				
OTHER OPERATING EXPENSE	5,625	3,000	150,000	200,000
DEBT SERVICE	147,283	10,184	455,000	405,000
OPERATING TRANSFERS	466,000	0	150,000	150,000
	<b>618,908</b>	<b>13,184</b>	<b>755,000</b>	<b>755,000</b>
FULL TIME POSITIONS		N/A		
FULL TIME EQUIVALENTS				
OVERTIME		N/A		
TEMPORARY		N/A		
<hr/>				
COMMUNITY AND ECONOMIC DEVELOPMENT TOTAL:	<b>618,908</b>	<b>13,184</b>	<b>755,000</b>	<b>755,000</b>

# ST. BENEDICTS DISTRICT





# OGDEN REDEVELOPMENT AGENCY

2010-2011 BUDGET

## **SUMMARY OF REVENUES AND EXPENDITURES** **ST. BENEDICTS TAX INC. DIST.**

	2009 ACTUAL	2010 ADOPTED	2011 PROPOSED
<b>ST. BENEDICTS TAX INC. DIST.</b>			
<b>REVENUES</b>			
INTEREST	1,866	1,500	1,500
MISCELLANEOUS	0	1,000	1,000
TAXES	217,571	176,100	176,100
	<b>219,437</b>	<b>178,600</b>	<b>178,600</b>
<b>EXPENDITURES</b>			
TAX INCREMENT DISTRICTS	219,628	178,600	178,600
	<b>219,628</b>	<b>178,600</b>	<b>178,600</b>

OGDEN REDEVELOPMENT AGENCY  
2010-2011 BUDGET

**FISCAL YEAR REVENUE BUDGET  
ST. BENEDICTS TAX INC. DIST.**

	<b>2009 ACTUAL</b>	<b>2010 7-MO ACTUAL</b>	<b>2010 ADOPTED</b>	<b>2011 BUDGET</b>
<b>INTEREST</b>				
GENERAL	1,866	210	1,500	1,500
<i>Interest Income is any interest earned to positive cash balance</i>				
	<b>1,866</b>	<b>210</b>	<b>1,500</b>	<b>1,500</b>
<b>MISCELLANEOUS</b>				
OTHER	0	0	1,000	1,000
<i>Miscellaneous revenue is from various districts to fund administrative costs.</i>				
	<b>0</b>	<b>0</b>	<b>1,000</b>	<b>1,000</b>
<b>TAXES</b>				
PROPERTY TAXES	217,571	163,193	176,100	176,100
<i>Property Taxes are assessed within the St. Benedicts Tax Increment District to fund improvements</i>				
	<b>217,571</b>	<b>163,193</b>	<b>176,100</b>	<b>176,100</b>
<b>ST. BENEDICTS TAX INC. DIST. TOTAL</b>	<b>219,437</b>	<b>163,403</b>	<b>178,600</b>	<b>178,600</b>

OGDEN REDEVELOPMENT AGENCY  
2010-2011 BUDGET

**SUMMARY OF DEPARTMENTAL EXPENDITURES  
ST. BENEDICTS TAX INC. DIST.**

	<u>2009 ACTUAL</u>	<u>2010 7-MO ACTUAL</u>	<u>2010 ADOPTED</u>	<u>2011 BUDGET</u>
<b>COMMUNITY AND ECONOMIC DEVELOPMENT</b>				
OTHER OPERATING EXPENSE	183,828	0	178,600	35,000
OPERATING TRANSFERS	35,800	0	0	143,600
	<u><b>219,628</b></u>	<u><b>0</b></u>	<u><b>178,600</b></u>	<u><b>178,600</b></u>

**DIVISION SUMMARY**

COMMUNITY AND ECONOMIC DEVELOPMENT				
TAX INCREMENT DISTRICTS	219,628	0	178,600	178,600
	<u><b>219,628</b></u>	<u><b>0</b></u>	<u><b>178,600</b></u>	<u><b>178,600</b></u>

**FUNDING SOURCES**

COMMUNITY AND ECONOMIC DEVELOPMENT			
MISCELLANEOUS		2,500	2,500
TAX REVENUE		176,100	176,100
		<u><b>178,600</b></u>	<u><b>178,600</b></u>

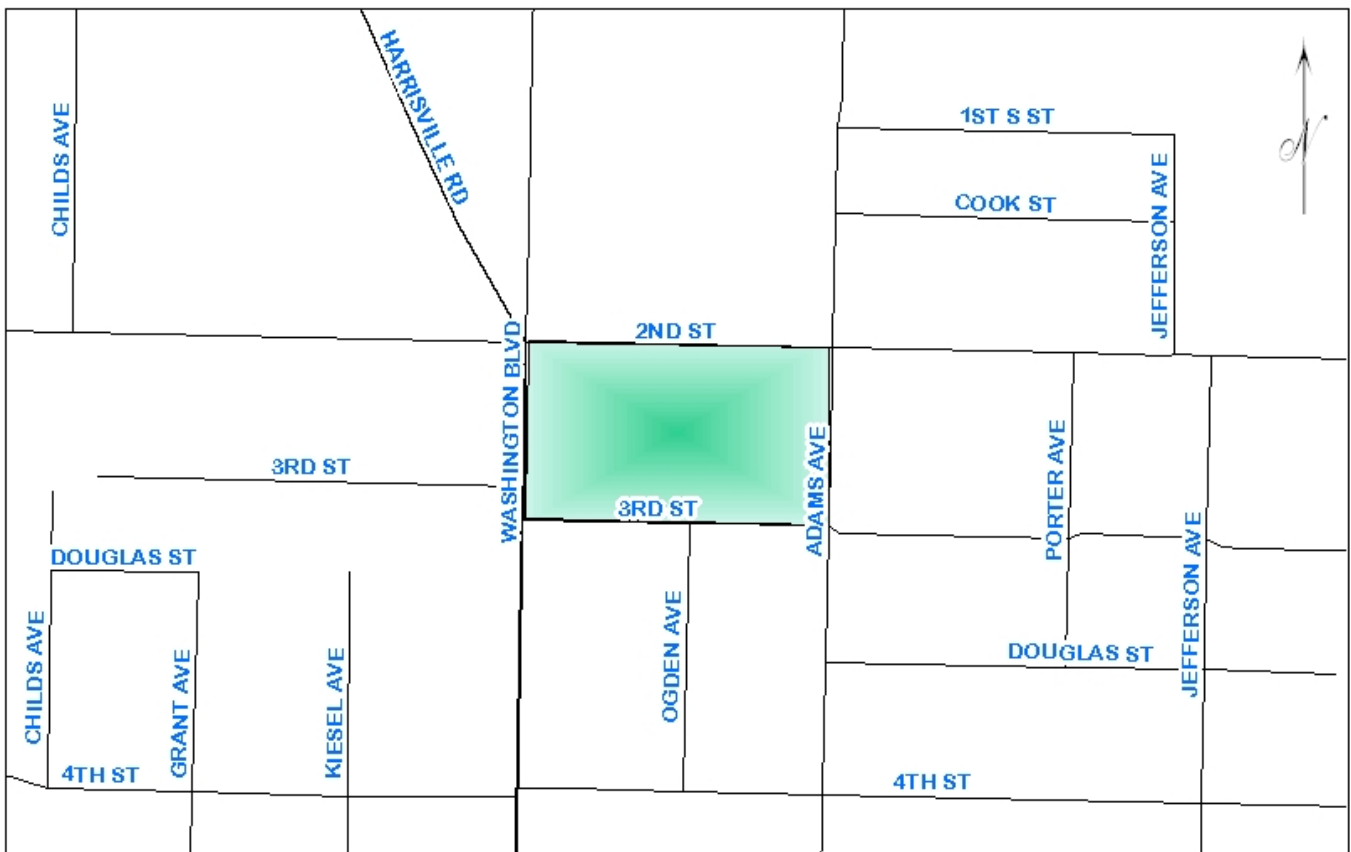
# OGDEN REDEVELOPMENT AGENCY

2010-2011 BUDGET

## **SUMMARY OF EXPENDITURES BY DIVISION** **ST. BENEDICTS TAX INC. DIST.**

	2009 ACTUAL	2010 7-MO ACTUAL	2010 ADOPTED	2011 BUDGET
<b>COMMUNITY AND ECONOMIC DEVELOPMENT</b>				
TAX INCREMENT DISTRICTS				
OTHER OPERATING EXPENSE	183,828	0	178,600	35,000
OPERATING TRANSFERS	35,800	0	0	143,600
	<b>219,628</b>	<b>0</b>	<b>178,600</b>	<b>178,600</b>
FULL TIME POSITIONS		N/A		
FULL TIME EQUIVALENTS				
OVERTIME		N/A		
TEMPORARY		N/A		
<hr/>				
COMMUNITY AND ECONOMIC DEVELOPMENT TOTAL:	<b>219,628</b>	<b>0</b>	<b>178,600</b>	<b>178,600</b>

# UNION GARDENS DISTRICT



# OGDEN REDEVELOPMENT AGENCY

2010-2011 BUDGET

## **SUMMARY OF REVENUES AND EXPENDITURES** **UNION GARDENS TAX INC. DIST.**

	2009 ACTUAL	2010 ADOPTED	2011 PROPOSED
<b>UNION GARDENS TAX INC. DIST.</b>			
<b>REVENUES</b>			
INTEREST	132	200	200
TAXES	12,561	10,000	10,000
	<b>12,692</b>	<b>10,200</b>	<b>10,200</b>
<b>EXPENDITURES</b>			
TAX INCREMENT DISTRICTS	12,674	10,200	10,200
	<b>12,674</b>	<b>10,200</b>	<b>10,200</b>

OGDEN REDEVELOPMENT AGENCY  
2010-2011 BUDGET

**FISCAL YEAR REVENUE BUDGET  
UNION GARDENS TAX INC. DIST.**

	<b>2009 ACTUAL</b>	<b>2010 7-MO ACTUAL</b>	<b>2010 ADOPTED</b>	<b>2011 BUDGET</b>
<b>INTEREST</b>				
GENERAL	132	23	200	200
<i>Interest Income is any interest earned to positive cash balance</i>				
	<u>132</u>	<u>23</u>	<u>200</u>	<u>200</u>
<b>TAXES</b>				
PROPERTY TAXES	12,561	11,479	10,000	10,000
<i>Property Taxes are assessed within the Union Gardens Tax Increment District to fund improvements</i>				
	<u>12,561</u>	<u>11,479</u>	<u>10,000</u>	<u>10,000</u>
<b>UNION GARDENS TAX INC. DIST. TOTAL</b>	<u>12,692</u>	<u>11,502</u>	<u>10,200</u>	<u>10,200</u>

# OGDEN REDEVELOPMENT AGENCY

2010-2011 BUDGET

## **SUMMARY OF DEPARTMENTAL EXPENDITURES UNION GARDENS TAX INC. DIST.**

	<b>2009 ACTUAL</b>	<b>2010 7-MO ACTUAL</b>	<b>2010 ADOPTED</b>	<b>2011 BUDGET</b>
<b>COMMUNITY AND ECONOMIC DEVELOPMENT</b>				
OTHER OPERATING EXPENSE	12,674	0	10,200	3,000
OPERATING TRANSFERS	0	0	0	7,200
	<b>12,674</b>	<b>0</b>	<b>10,200</b>	<b>10,200</b>

### **DIVISION SUMMARY**

COMMUNITY AND ECONOMIC DEVELOPMENT				
TAX INCREMENT DISTRICTS	12,674	0	10,200	10,200
	<b>12,674</b>	<b>0</b>	<b>10,200</b>	<b>10,200</b>

### **FUNDING SOURCES**

COMMUNITY AND ECONOMIC DEVELOPMENT			
MISCELLANEOUS		200	200
TAX REVENUE		10,000	10,000
		<b>10,200</b>	<b>10,200</b>



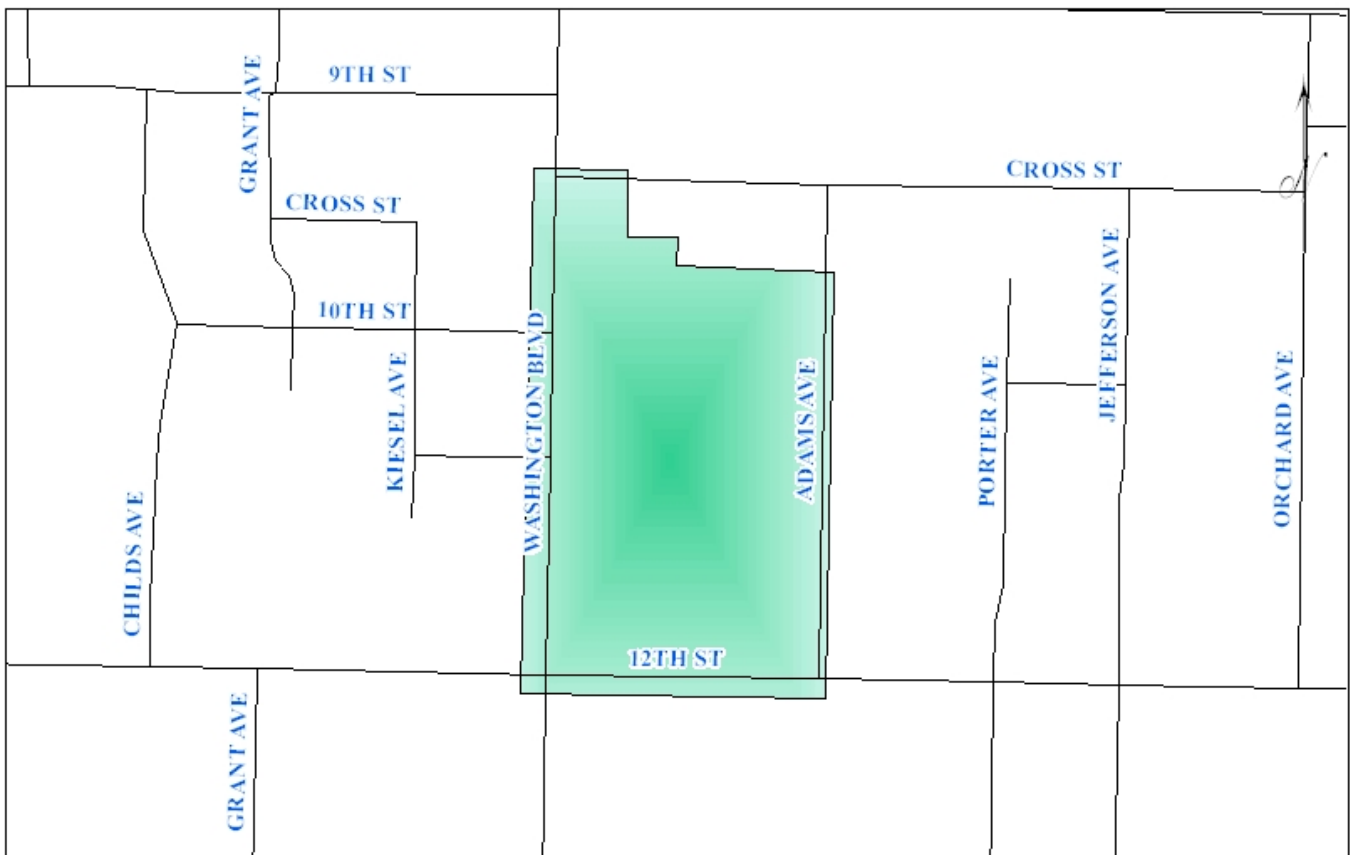
# OGDEN REDEVELOPMENT AGENCY

2010-2011 BUDGET

## **SUMMARY OF EXPENDITURES BY DIVISION** **UNION GARDENS TAX INC. DIST.**

	2009 ACTUAL	2010 7-MO ACTUAL	2010 ADOPTED	2011 BUDGET
<b>COMMUNITY AND ECONOMIC DEVELOPMENT</b>				
TAX INCREMENT DISTRICTS				
OTHER OPERATING EXPENSE	12,674	0	10,200	3,000
OPERATING TRANSFERS	0	0	0	7,200
	<b>12,674</b>	<b>0</b>	<b>10,200</b>	<b>10,200</b>
FULL TIME POSITIONS		N/A		
FULL TIME EQUIVALENTS				
OVERTIME		N/A		
TEMPORARY		N/A		
COMMUNITY AND ECONOMIC DEVELOPMENT TOTAL:	<b>12,674</b>	<b>0</b>	<b>10,200</b>	<b>10,200</b>

# 12<sup>TH</sup> STREET DISTRICT



# OGDEN REDEVELOPMENT AGENCY

2010-2011 BUDGET

## **SUMMARY OF REVENUES AND EXPENDITURES** **12TH STREET TAX INC. DIST.**

	2009 ACTUAL	2010 ADOPTED	2011 PROPOSED
<b>12TH STREET TAX INC. DIST.</b>			
<b>REVENUES</b>			
INTEREST	1,130	2,000	2,000
TAXES	130,184	150,000	154,900
	<b>131,314</b>	<b>152,000</b>	<b>156,900</b>
<b>EXPENDITURES</b>			
TAX INCREMENT DISTRICTS	131,280	152,000	156,900
	<b>131,280</b>	<b>152,000</b>	<b>156,900</b>

OGDEN REDEVELOPMENT AGENCY  
2010-2011 BUDGET

**FISCAL YEAR REVENUE BUDGET  
12TH STREET TAX INC. DIST.**

	<b>2009 ACTUAL</b>	<b>2010 7-MO ACTUAL</b>	<b>2010 ADOPTED</b>	<b>2011 BUDGET</b>
<b>INTEREST</b>				
GENERAL	1,130	145	2,000	2,000
<i>Interest Income is any interest earned to positive cash balance</i>				
	<b>1,130</b>	<b>145</b>	<b>2,000</b>	<b>2,000</b>
<b>TAXES</b>				
PROPERTY TAXES	130,184	109,355	150,000	154,900
<i>Property Taxes are assessed within the 12th Street Tax Increment District to fund improvements</i>				
	<b>130,184</b>	<b>109,355</b>	<b>150,000</b>	<b>154,900</b>
<b>12TH STREET TAX INC. DIST. TOTAL</b>	<b>131,314</b>	<b>109,500</b>	<b>152,000</b>	<b>156,900</b>

# OGDEN REDEVELOPMENT AGENCY

2010-2011 BUDGET

## **SUMMARY OF DEPARTMENTAL EXPENDITURES** **12TH STREET TAX INC. DIST.**

	<b>2009 ACTUAL</b>	<b>2010 7-MO ACTUAL</b>	<b>2010 ADOPTED</b>	<b>2011 BUDGET</b>
<b>COMMUNITY AND ECONOMIC DEVELOPMENT</b>				
OTHER OPERATING EXPENSE	84,955	0	99,075	106,900
OPERATING TRANSFERS	46,325	0	52,925	50,000
	<b>131,280</b>	<b>0</b>	<b>152,000</b>	<b>156,900</b>

### **DIVISION SUMMARY**

COMMUNITY AND ECONOMIC DEVELOPMENT				
TAX INCREMENT DISTRICTS	131,280	0	152,000	156,900
	<b>131,280</b>	<b>0</b>	<b>152,000</b>	<b>156,900</b>

### **FUNDING SOURCES**

COMMUNITY AND ECONOMIC DEVELOPMENT			
MISCELLANEOUS		2,000	2,000
TAX REVENUE		150,000	154,900
		<b>152,000</b>	<b>156,900</b>

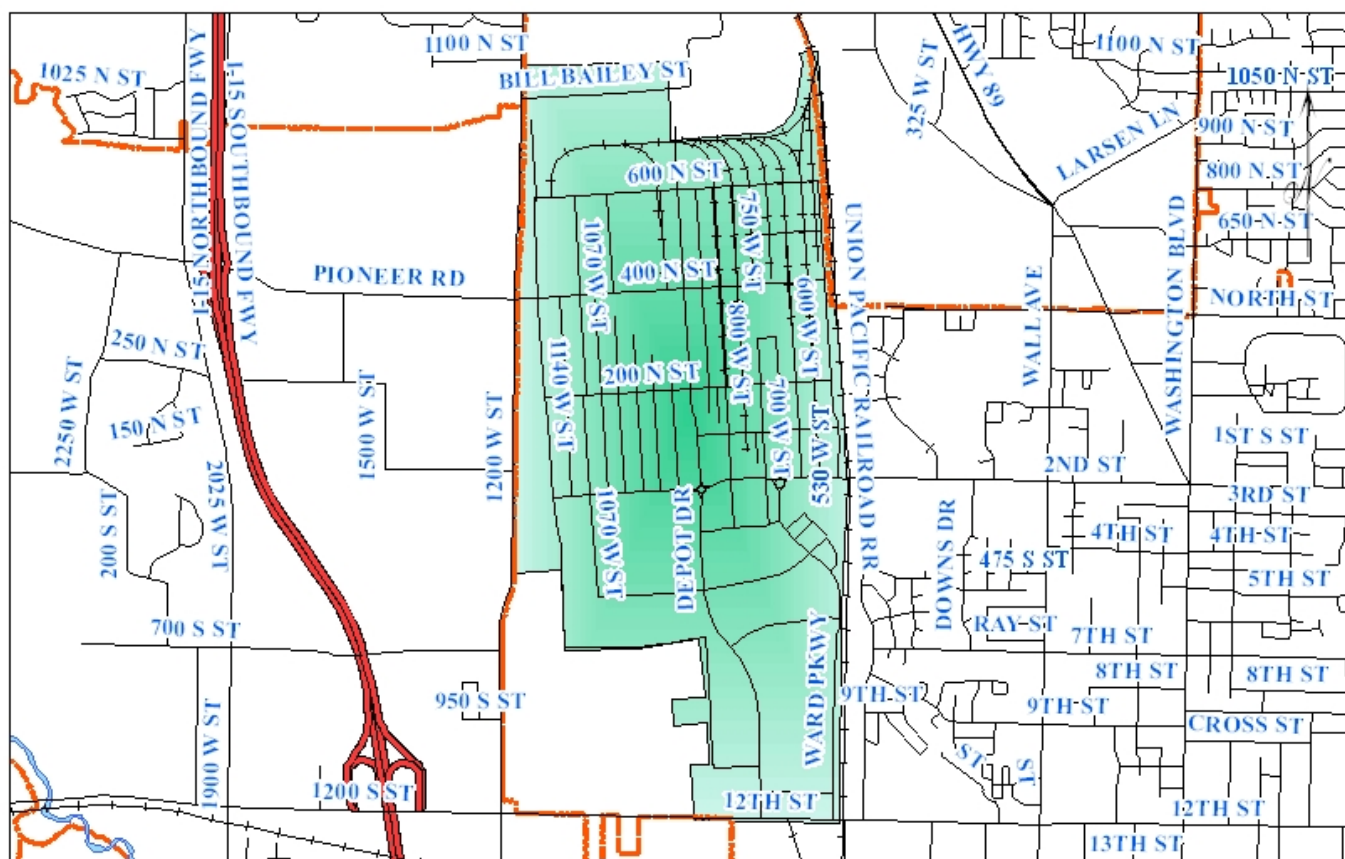
# OGDEN REDEVELOPMENT AGENCY

2010-2011 BUDGET

## **SUMMARY OF EXPENDITURES BY DIVISION** **12TH STREET TAX INC. DIST.**

	2009 ACTUAL	2010 7-MO ACTUAL	2010 ADOPTED	2011 BUDGET
<b>COMMUNITY AND ECONOMIC DEVELOPMENT</b>				
TAX INCREMENT DISTRICTS				
OTHER OPERATING EXPENSE	84,955	0	99,075	106,900
OPERATING TRANSFERS	46,325	0	52,925	50,000
	<b>131,280</b>	<b>0</b>	<b>152,000</b>	<b>156,900</b>
FULL TIME POSITIONS		N/A		
FULL TIME EQUIVALENTS				
OVERTIME		N/A		
TEMPORARY		N/A		
<hr/>				
COMMUNITY AND ECONOMIC DEVELOPMENT TOTAL:	<b>131,280</b>	<b>0</b>	<b>152,000</b>	<b>156,900</b>

# DDO DISTRICT



# OGDEN REDEVELOPMENT AGENCY

2010-2011 BUDGET

## **SUMMARY OF REVENUES AND EXPENDITURES** **DDO TAX INC. DIST.**

	2009 ACTUAL	2010 ADOPTED	2011 PROPOSED
<b>DDO TAX INC. DIST.</b>			
<b>REVENUES</b>			
INTEREST	14,734	10,000	10,000
TAXES	2,971,753	4,500,000	4,945,000
	<b>2,986,487</b>	<b>4,510,000</b>	<b>4,955,000</b>
<b>EXPENDITURES</b>			
TAX INCREMENT DISTRICTS	1,845,000	3,386,075	3,827,025
TAX INCREMENT DISTRICTS DEBT SERVIC	1,138,199	1,123,925	1,127,975
	<b>2,983,199</b>	<b>4,510,000</b>	<b>4,955,000</b>



OGDEN REDEVELOPMENT AGENCY  
2010-2011 BUDGET

**FISCAL YEAR REVENUE BUDGET  
DDO TAX INC. DIST.**

	<b>2009 ACTUAL</b>	<b>2010 7-MO ACTUAL</b>	<b>2010 ADOPTED</b>	<b>2011 BUDGET</b>
<b>INTEREST</b>				
GENERAL	14,734	4,063	10,000	10,000
<i>Interest Income is any interest earned to positive cash balance</i>				
	<b>14,734</b>	<b>4,063</b>	<b>10,000</b>	<b>10,000</b>
<b>TAXES</b>				
PROPERTY TAXES	2,971,753	3,247,032	4,500,000	4,945,000
<i>Property Taxes are assessed within the DDO Tax Increment District to fund improvements</i>				
	<b>2,971,753</b>	<b>3,247,032</b>	<b>4,500,000</b>	<b>4,945,000</b>
<b>DDO TAX INC. DIST. TOTAL</b>	<b>2,986,487</b>	<b>3,251,094</b>	<b>4,510,000</b>	<b>4,955,000</b>

# OGDEN REDEVELOPMENT AGENCY

2010-2011 BUDGET

## **SUMMARY OF DEPARTMENTAL EXPENDITURES** **DDO TAX INC. DIST.**

	<b>2009 ACTUAL</b>	<b>2010 7-MO ACTUAL</b>	<b>2010 ADOPTED</b>	<b>2011 BUDGET</b>
<b>BUSINESS DEVELOPMENT</b>				
DEBT SERVICE	1,138,199	1,131,320	1,123,925	1,127,975
	<b>1,138,199</b>	<b>1,131,320</b>	<b>1,123,925</b>	<b>1,127,975</b>

### **DIVISION SUMMARY**

BUSINESS DEVELOPMENT				
TAX INCREMENT DISTRICTS	1,138,199	1,131,320	1,123,925	1,127,975
DEBT SERVICE				
	<b>1,138,199</b>	<b>1,131,320</b>	<b>1,123,925</b>	<b>1,127,975</b>

### **FUNDING SOURCES**

BUSINESS DEVELOPMENT				
TAX REVENUE			1,123,925	1,127,975
			<b>1,123,925</b>	<b>1,127,975</b>

# OGDEN REDEVELOPMENT AGENCY

2010-2011 BUDGET

## **SUMMARY OF EXPENDITURES BY DIVISION** **DDO TAX INC. DIST.**

	2009 ACTUAL	2010 7-MO ACTUAL	2010 ADOPTED	2011 BUDGET
<b>BUSINESS DEVELOPMENT</b>				
TAX INCREMENT DISTRICTS DEBT SERVICE				
DEBT SERVICE	1,138,199	1,131,320	1,123,925	1,127,975
	<b>1,138,199</b>	<b>1,131,320</b>	<b>1,123,925</b>	<b>1,127,975</b>
FULL TIME POSITIONS		N/A		
FULL TIME EQUIVALENTS				
OVERTIME		N/A		
TEMPORARY		N/A		
BUSINESS DEVELOPMENT TOTAL:	<b>1,138,199</b>	<b>1,131,320</b>	<b>1,123,925</b>	<b>1,127,975</b>

OGDEN REDEVELOPMENT AGENCY  
2010-2011 BUDGET

**SUMMARY OF DEPARTMENTAL EXPENDITURES  
DDO TAX INC. DIST.**

	<u>2009 ACTUAL</u>	<u>2010 7-MO ACTUAL</u>	<u>2010 ADOPTED</u>	<u>2011 BUDGET</u>
<b>COMMUNITY AND ECONOMIC DEVELOPMENT</b>				
OTHER OPERATING EXPENSE	0	0	1,000,000	1,000,000
INTERAGENCY TRANSFERS	1,845,000	0	2,386,075	2,827,025
	<u>1,845,000</u>	<u>0</u>	<u>3,386,075</u>	<u>3,827,025</u>

**DIVISION SUMMARY**

COMMUNITY AND ECONOMIC DEVELOPMENT				
TAX INCREMENT DISTRICTS	1,845,000	0	3,386,075	3,827,025
	<u>1,845,000</u>	<u>0</u>	<u>3,386,075</u>	<u>3,827,025</u>

**FUNDING SOURCES**

COMMUNITY AND ECONOMIC DEVELOPMENT			
MISCELLANEOUS		10,000	10,000
TAX REVENUE		3,376,075	3,817,025
		<u>3,386,075</u>	<u>3,827,025</u>

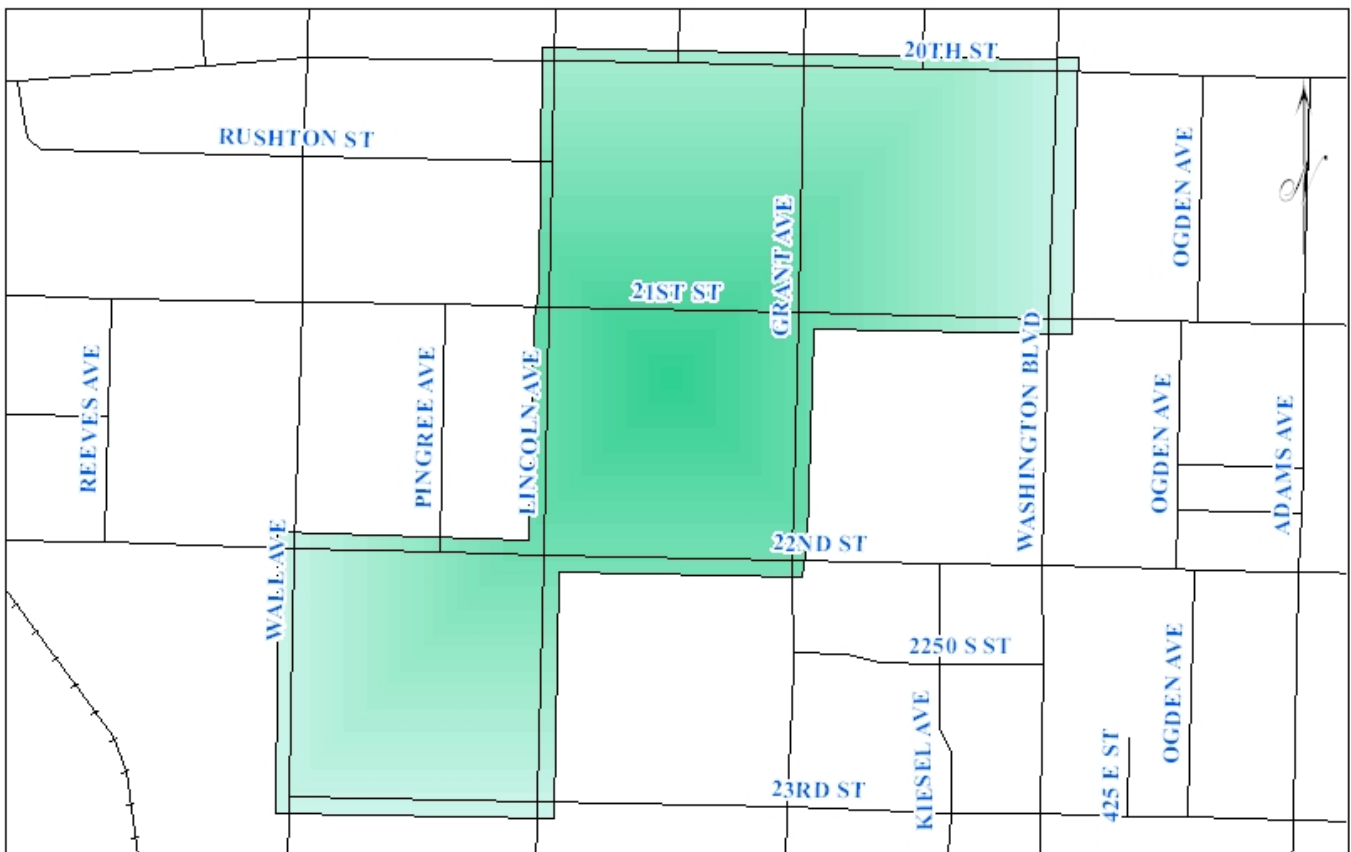
# OGDEN REDEVELOPMENT AGENCY

2010-2011 BUDGET

## **SUMMARY OF EXPENDITURES BY DIVISION** **DDO TAX INC. DIST.**

	2009 ACTUAL	2010 7-MO ACTUAL	2010 ADOPTED	2011 BUDGET
<b>COMMUNITY AND ECONOMIC DEVELOPMENT</b>				
TAX INCREMENT DISTRICTS				
OTHER OPERATING EXPENSE	0	0	1,000,000	1,000,000
INTERAGENCY TRANSFERS	1,845,000	0	2,386,075	2,827,025
	<b>1,845,000</b>	<b>0</b>	<b>3,386,075</b>	<b>3,827,025</b>
FULL TIME POSITIONS		N/A		
FULL TIME EQUIVALENTS				
OVERTIME		N/A		
TEMPORARY		N/A		
<hr/>				
COMMUNITY AND ECONOMIC DEVELOPMENT TOTAL:	<b>1,845,000</b>	<b>0</b>	<b>3,386,075</b>	<b>3,827,025</b>

# AMERICAN CAN DISTRICT



# OGDEN REDEVELOPMENT AGENCY

2010-2011 BUDGET

## **SUMMARY OF REVENUES AND EXPENDITURES** **AMERICAN CAN TAX INC. DIST.**

	2009 ACTUAL	2010 ADOPTED	2011 PROPOSED
<b>AMERICAN CAN TAX INC. DIST.</b>			
<b>REVENUES</b>			
INTEREST	39,286	1,000	1,000
TAXES	400,461	475,000	425,000
	<b>439,746</b>	<b>476,000</b>	<b>426,000</b>
<b>EXPENDITURES</b>			
TAX INCREMENT DISTRICTS	668,194	476,000	426,000
	<b>668,194</b>	<b>476,000</b>	<b>426,000</b>

OGDEN REDEVELOPMENT AGENCY  
2010-2011 BUDGET

**FISCAL YEAR REVENUE BUDGET  
AMERICAN CAN TAX INC. DIST.**

	<b>2009 ACTUAL</b>	<b>2010 7-MO ACTUAL</b>	<b>2010 ADOPTED</b>	<b>2011 BUDGET</b>
<b>INTEREST</b>				
GENERAL	39,286	11,198	1,000	1,000
<i>Interest Income is any interest earned to positive cash balance</i>				
	<b>39,286</b>	<b>11,198</b>	<b>1,000</b>	<b>1,000</b>
<b>TAXES</b>				
PROPERTY TAXES	400,461	356,100	475,000	425,000
<i>Property Taxes are assessed within the American Can Tax Increment District to fund improvements</i>				
	<b>400,461</b>	<b>356,100</b>	<b>475,000</b>	<b>425,000</b>
<b>AMERICAN CAN TAX INC. DIST. TOTAL</b>	<b>439,746</b>	<b>367,298</b>	<b>476,000</b>	<b>426,000</b>



# OGDEN REDEVELOPMENT AGENCY

2010-2011 BUDGET

## SUMMARY OF DEPARTMENTAL EXPENDITURES AMERICAN CAN TAX INC. DIST.

	2009 ACTUAL	2010 7-MO ACTUAL	2010 ADOPTED	2011 BUDGET
<b>COMMUNITY AND ECONOMIC DEVELOPMENT</b>				
SUPPLIES	43,614	0	0	0
CHARGES FOR SERVICES	73,699	0	131,250	52,250
OTHER OPERATING EXPENSE	22,383	16,360	51,000	80,000
DEBT SERVICE	0	0	200,000	200,000
IMPROVEMENTS	71,617	0	0	0
OPERATING TRANSFERS	456,880	0	93,750	93,750
	<b>668,194</b>	<b>16,360</b>	<b>476,000</b>	<b>426,000</b>

### DIVISION SUMMARY

COMMUNITY AND ECONOMIC DEVELOPMENT				
TAX INCREMENT DISTRICTS	668,194	16,360	476,000	426,000
	<b>668,194</b>	<b>16,360</b>	<b>476,000</b>	<b>426,000</b>

### FUNDING SOURCES

COMMUNITY AND ECONOMIC DEVELOPMENT			
MISCELLANEOUS		1,000	1,000
SALE OF ASSETS		0	0
TAX REVENUE		475,000	425,000
		<b>476,000</b>	<b>426,000</b>

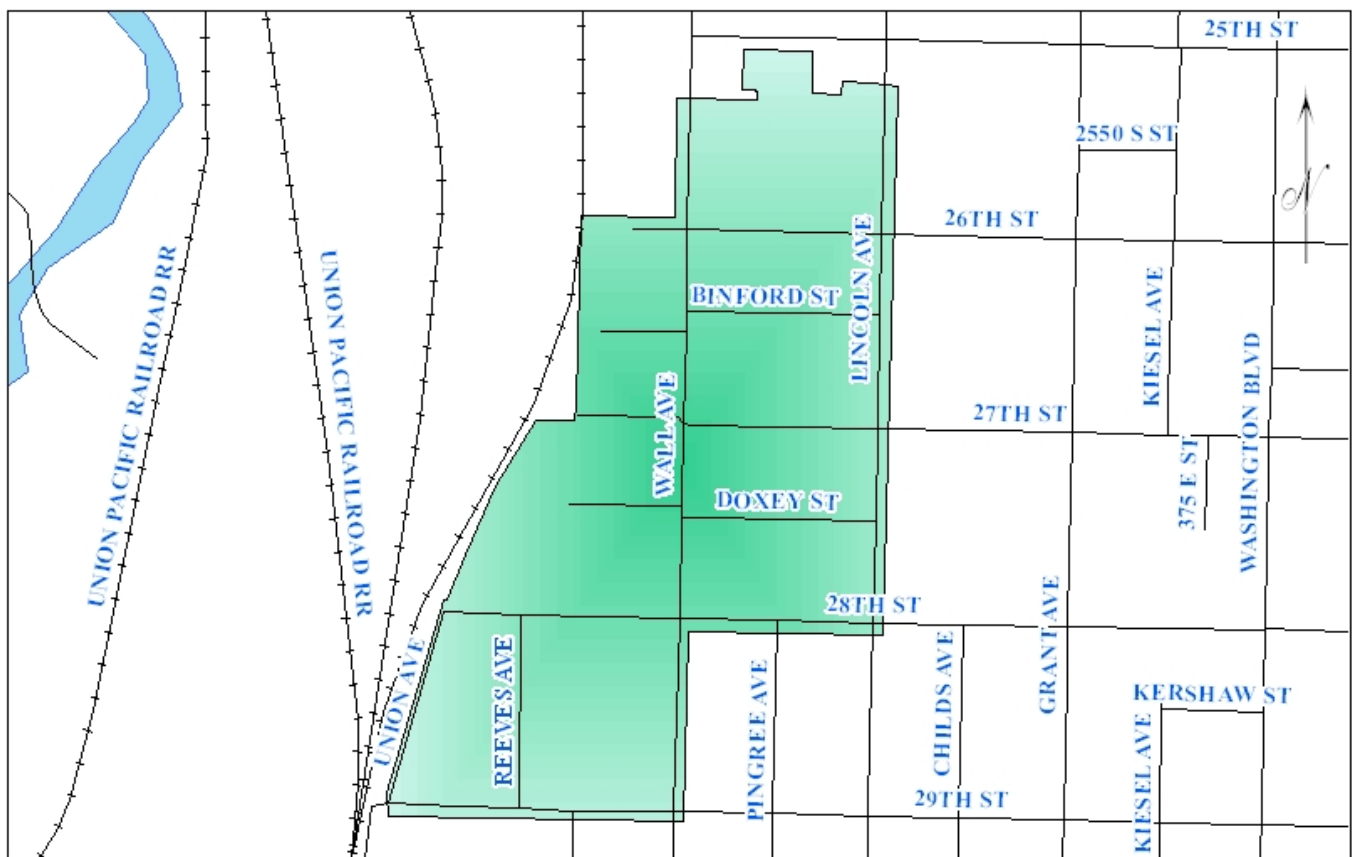
# OGDEN REDEVELOPMENT AGENCY

2010-2011 BUDGET

## **SUMMARY OF EXPENDITURES BY DIVISION** **AMERICAN CAN TAX INC. DIST.**

	2009 ACTUAL	2010 7-MO ACTUAL	2010 ADOPTED	2011 BUDGET
<b>COMMUNITY AND ECONOMIC DEVELOPMENT</b>				
TAX INCREMENT DISTRICTS				
SUPPLIES	43,614	0	0	0
CHARGES FOR SERVICES	73,699	0	131,250	52,250
OTHER OPERATING EXPENSE	22,383	16,360	51,000	80,000
DEBT SERVICE	0	0	200,000	200,000
IMPROVEMENTS	71,617	0	0	0
OPERATING TRANSFERS	456,880	0	93,750	93,750
	<b>668,194</b>	<b>16,360</b>	<b>476,000</b>	<b>426,000</b>
FULL TIME POSITIONS		N/A		
FULL TIME EQUIVALENTS				
OVERTIME		N/A		
TEMPORARY		N/A		
<hr/>				
COMMUNITY AND ECONOMIC DEVELOPMENT TOTAL:	<b>668,194</b>	<b>16,360</b>	<b>476,000</b>	<b>426,000</b>

# WALL AVE DISTRICT



# OGDEN REDEVELOPMENT AGENCY

2010-2011 BUDGET

## **SUMMARY OF REVENUES AND EXPENDITURES** **WALL AVENUE TAX INC. DIST.**

	2009 ACTUAL	2010 ADOPTED	2011 PROPOSED
<b>WALL AVENUE TAX INC. DIST.</b>			
<b>REVENUES</b>			
INTEREST	6,773	1,000	1,000
TAXES	187,009	232,500	217,500
	<b>193,782</b>	<b>233,500</b>	<b>218,500</b>
<b>EXPENDITURES</b>			
TAX INCREMENT DISTRICTS	120,925	233,500	218,500
	<b>120,925</b>	<b>233,500</b>	<b>218,500</b>

OGDEN REDEVELOPMENT AGENCY  
2010-2011 BUDGET

**FISCAL YEAR REVENUE BUDGET  
WALL AVENUE TAX INC. DIST.**

	<b>2009 ACTUAL</b>	<b>2010 7-MO ACTUAL</b>	<b>2010 ADOPTED</b>	<b>2011 BUDGET</b>
<b>INTEREST</b>				
GENERAL	6,773	2,278	1,000	1,000
<i>Interest Income is any interest earned to positive cash balance</i>				
	<b>6,773</b>	<b>2,278</b>	<b>1,000</b>	<b>1,000</b>
<b>TAXES</b>				
PROPERTY TAXES	187,009	136,311	232,500	217,500
<i>Property Taxes are assessed within the Wall Avenue Tax Increment District to fund improvements</i>				
	<b>187,009</b>	<b>136,311</b>	<b>232,500</b>	<b>217,500</b>
<b>WALL AVENUE TAX INC. DIST. TOTAL</b>	<b>193,782</b>	<b>138,589</b>	<b>233,500</b>	<b>218,500</b>

OGDEN REDEVELOPMENT AGENCY  
2010-2011 BUDGET

**SUMMARY OF DEPARTMENTAL EXPENDITURES  
WALL AVENUE TAX INC. DIST.**

	<u>2009 ACTUAL</u>	<u>2010 7-MO ACTUAL</u>	<u>2010 ADOPTED</u>	<u>2011 BUDGET</u>
<b>COMMUNITY AND ECONOMIC DEVELOPMENT</b>				
OTHER OPERATING EXPENSE	7,620	194	60,000	138,425
DEBT SERVICE	66,554	6,826	48,350	47,750
OPERATING TRANSFERS	46,752	0	125,150	32,325
	<u><b>120,925</b></u>	<u><b>7,020</b></u>	<u><b>233,500</b></u>	<u><b>218,500</b></u>

**DIVISION SUMMARY**

COMMUNITY AND ECONOMIC DEVELOPMENT				
TAX INCREMENT DISTRICTS	120,925	7,020	233,500	218,500
	<u><b>120,925</b></u>	<u><b>7,020</b></u>	<u><b>233,500</b></u>	<u><b>218,500</b></u>

**FUNDING SOURCES**

COMMUNITY AND ECONOMIC DEVELOPMENT			
MISCELLANEOUS INCOME		1,000	1,000
TAX REVENUE		232,500	217,500
		<u><b>233,500</b></u>	<u><b>218,500</b></u>

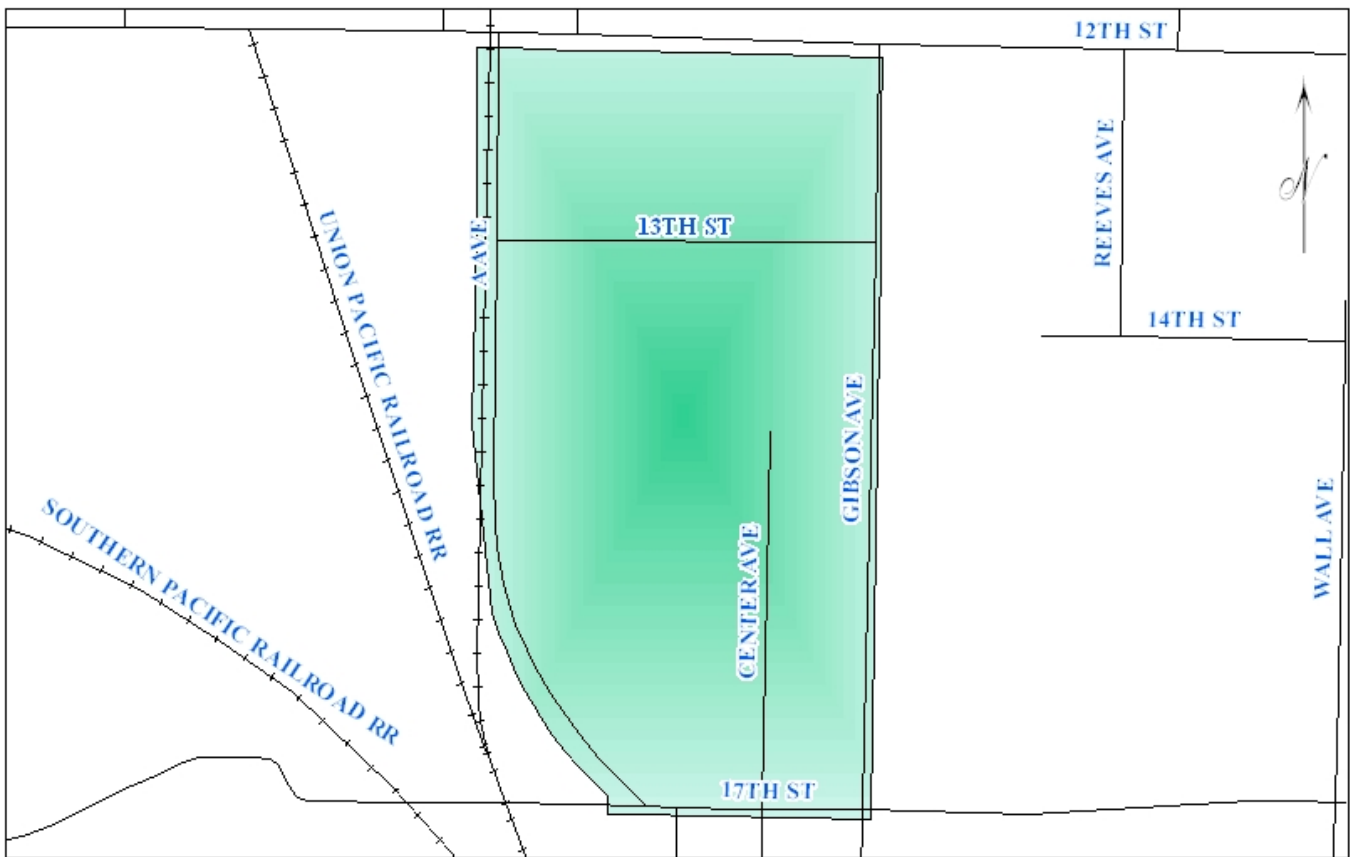
# OGDEN REDEVELOPMENT AGENCY

2010-2011 BUDGET

## **SUMMARY OF EXPENDITURES BY DIVISION** **WALL AVENUE TAX INC. DIST.**

	2009 ACTUAL	2010 7-MO ACTUAL	2010 ADOPTED	2011 BUDGET
<b>COMMUNITY AND ECONOMIC DEVELOPMENT</b>				
TAX INCREMENT DISTRICTS				
OTHER OPERATING EXPENSE	7,620	194	60,000	138,425
DEBT SERVICE	66,554	6,826	48,350	47,750
OPERATING TRANSFERS	46,752	0	125,150	32,325
	<b>120,925</b>	<b>7,020</b>	<b>233,500</b>	<b>218,500</b>
FULL TIME POSITIONS		N/A		
FULL TIME EQUIVALENTS				
OVERTIME		N/A		
TEMPORARY		N/A		
<hr/>				
COMMUNITY AND ECONOMIC DEVELOPMENT TOTAL:	<b>120,925</b>	<b>7,020</b>	<b>233,500</b>	<b>218,500</b>

# WEST 12TH DISTRICT





# OGDEN REDEVELOPMENT AGENCY

2010-2011 BUDGET

## **SUMMARY OF REVENUES AND EXPENDITURES** **WEST 12TH TAX INC. DIST.**

	2009 ACTUAL	2010 ADOPTED	2011 PROPOSED
<b>WEST 12TH TAX INC. DIST.</b>			
<b>REVENUES</b>			
INTEREST	56,630	2,000	2,000
MISCELLANEOUS	378,110	0	0
OTHER FINANCING SOURCES	3,000,000	0	0
TAXES	1,734,045	2,700,000	2,405,000
	<b>5,168,785</b>	<b>2,702,000</b>	<b>2,407,000</b>
<b>EXPENDITURES</b>			
TAX INCREMENT DISTRICTS	8,196,588	2,702,000	2,407,000
	<b>8,196,588</b>	<b>2,702,000</b>	<b>2,407,000</b>

OGDEN REDEVELOPMENT AGENCY  
2010-2011 BUDGET

**FISCAL YEAR REVENUE BUDGET  
WEST 12TH TAX INC. DIST.**

	<b>2009 ACTUAL</b>	<b>2010 7-MO ACTUAL</b>	<b>2010 ADOPTED</b>	<b>2011 BUDGET</b>
<b>INTEREST</b>				
GENERAL	56,630	7,522	2,000	2,000
<i>Interest Income is any interest earned to positive cash balance</i>				
	<u><b>56,630</b></u>	<u><b>7,522</b></u>	<u><b>2,000</b></u>	<u><b>2,000</b></u>
<b>MISCELLANEOUS</b>				
OTHER	378,110	0	0	0
<i>Miscellaneous revenue is from various entities to fund imporvement costs.</i>				
	<u><b>378,110</b></u>	<u><b>0</b></u>	<u><b>0</b></u>	<u><b>0</b></u>
<b>OTHER FINANCING SOURCES</b>				
BOND AND LOAN PROCEEDS	3,000,000	0	0	0
<i>Bond and loan proceeds are generally for a specific purpose.</i>				
	<u><b>3,000,000</b></u>	<u><b>0</b></u>	<u><b>0</b></u>	<u><b>0</b></u>
<b>TAXES</b>				
PROPERTY TAXES	1,734,045	1,281,027	2,700,000	2,405,000
<i>Property Taxes are assessed within the West 12th Tax Increment District to fund improvements</i>				
	<u><b>1,734,045</b></u>	<u><b>1,281,027</b></u>	<u><b>2,700,000</b></u>	<u><b>2,405,000</b></u>
<b>WEST 12TH TAX INC. DIST. TOTAL</b>	<u><b>5,168,785</b></u>	<u><b>1,288,549</b></u>	<u><b>2,702,000</b></u>	<u><b>2,407,000</b></u>

# OGDEN REDEVELOPMENT AGENCY

2010-2011 BUDGET

## SUMMARY OF DEPARTMENTAL EXPENDITURES WEST 12TH TAX INC. DIST.

	2009 ACTUAL	2010 7-MO ACTUAL	2010 ADOPTED	2011 BUDGET
<b>COMMUNITY AND ECONOMIC DEVELOPMENT</b>				
CHARGES FOR SERVICES	0	0	389,250	192,625
OTHER OPERATING EXPENSE	134,045	0	600,000	800,000
DEBT SERVICE	801,465	4,784	1,316,200	1,333,750
IMPROVEMENTS	6,869,704	25,934	0	0
OPERATING TRANSFERS	391,374	0	396,550	80,625
	<b>8,196,588</b>	<b>30,718</b>	<b>2,702,000</b>	<b>2,407,000</b>

### DIVISION SUMMARY

COMMUNITY AND ECONOMIC DEVELOPMENT				
TAX INCREMENT DISTRICTS	8,196,588	30,718	2,702,000	2,407,000
	<b>8,196,588</b>	<b>30,718</b>	<b>2,702,000</b>	<b>2,407,000</b>

### FUNDING SOURCES

COMMUNITY AND ECONOMIC DEVELOPMENT			
MISCELLANEOUS		2,000	2,000
TAX REVENUE		2,700,000	2,405,000
		<b>2,702,000</b>	<b>2,407,000</b>

# OGDEN REDEVELOPMENT AGENCY

2010-2011 BUDGET

## **SUMMARY OF EXPENDITURES BY DIVISION** **WEST 12TH TAX INC. DIST.**

	2009 ACTUAL	2010 7-MO ACTUAL	2010 ADOPTED	2011 BUDGET
<b>COMMUNITY AND ECONOMIC DEVELOPMENT</b>				
TAX INCREMENT DISTRICTS				
CHARGES FOR SERVICES	0	0	389,250	192,625
OTHER OPERATING EXPENSE	134,045	0	600,000	800,000
DEBT SERVICE	801,465	4,784	1,316,200	1,333,750
IMPROVEMENTS	6,869,704	25,934	0	0
OPERATING TRANSFERS	391,374	0	396,550	80,625
	<b>8,196,588</b>	<b>30,718</b>	<b>2,702,000</b>	<b>2,407,000</b>
FULL TIME POSITIONS		N/A		
FULL TIME EQUIVALENTS				
OVERTIME		N/A		
TEMPORARY		N/A		
<hr/>				
COMMUNITY AND ECONOMIC DEVELOPMENT TOTAL:	<b>8,196,588</b>	<b>30,718</b>	<b>2,702,000</b>	<b>2,407,000</b>

# HINCKLEY DRIVE DISTRICT



# OGDEN REDEVELOPMENT AGENCY

2010-2011 BUDGET

## SUMMARY OF REVENUES AND EXPENDITURES HINCKLEY DR TAX INC. DIST.

	2009 ACTUAL	2010 ADOPTED	2011 PROPOSED
<b>HINCKLEY DR TAX INC. DIST.</b>			
<b>REVENUES</b>			
INTEREST	6,663	5,000	5,000
TAXES	621,027	1,000,000	1,002,800
	<b>627,690</b>	<b>1,005,000</b>	<b>1,007,800</b>
<b>EXPENDITURES</b>			
TAX INCREMENT DISTRICTS	619,058	1,005,000	1,007,800
	<b>619,058</b>	<b>1,005,000</b>	<b>1,007,800</b>

# OGDEN REDEVELOPMENT AGENCY

2010-2011 BUDGET

## FISCAL YEAR REVENUE BUDGET HINCKLEY DR TAX INC. DIST.

	2009 ACTUAL	2010 7-MO ACTUAL	2010 ADOPTED	2011 BUDGET
<b>INTEREST</b>				
GENERAL	6,663	2,153	5,000	5,000
<i>Interest Income is any interest earned to positive cash balance</i>				
	<b>6,663</b>	<b>2,153</b>	<b>5,000</b>	<b>5,000</b>
<b>TAXES</b>				
PROPERTY TAXES	621,027	648,793	1,000,000	1,002,800
<i>Property Taxes are assessed within the Hinckley Drive Tax Increment District to fund improvements</i>				
	<b>621,027</b>	<b>648,793</b>	<b>1,000,000</b>	<b>1,002,800</b>
<b>HINCKLEY DR TAX INC. DIST. TOTAL</b>	<b>627,690</b>	<b>650,946</b>	<b>1,005,000</b>	<b>1,007,800</b>

OGDEN REDEVELOPMENT AGENCY  
2010-2011 BUDGET

**SUMMARY OF DEPARTMENTAL EXPENDITURES  
HINCKLEY DR TAX INC. DIST.**

	<u>2009 ACTUAL</u>	<u>2010 7-MO ACTUAL</u>	<u>2010 ADOPTED</u>	<u>2011 BUDGET</u>
<b>COMMUNITY AND ECONOMIC DEVELOPMENT</b>				
CHARGES FOR SERVICES	0	0	628,200	623,175
OTHER OPERATING EXPENSE	0	0	250,000	200,000
DEBT SERVICE	481,811	0	0	0
OPERATING TRANSFERS	137,247	0	126,800	184,625
	<u><b>619,058</b></u>	<u><b>0</b></u>	<u><b>1,005,000</b></u>	<u><b>1,007,800</b></u>

**DIVISION SUMMARY**

COMMUNITY AND ECONOMIC DEVELOPMENT				
TAX INCREMENT DISTRICTS	619,058	0	1,005,000	1,007,800
	<u><b>619,058</b></u>	<u><b>0</b></u>	<u><b>1,005,000</b></u>	<u><b>1,007,800</b></u>

**FUNDING SOURCES**

COMMUNITY AND ECONOMIC DEVELOPMENT			
MISCELLANEOUS		5,000	5,000
TAX REVENUE		1,000,000	1,002,800
		<u><b>1,005,000</b></u>	<u><b>1,007,800</b></u>



# OGDEN REDEVELOPMENT AGENCY

2010-2011 BUDGET

## **SUMMARY OF EXPENDITURES BY DIVISION** **HINCKLEY DR TAX INC. DIST.**

	2009 ACTUAL	2010 7-MO ACTUAL	2010 ADOPTED	2011 BUDGET
<b>COMMUNITY AND ECONOMIC DEVELOPMENT</b>				
TAX INCREMENT DISTRICTS				
CHARGES FOR SERVICES	0	0	628,200	623,175
OTHER OPERATING EXPENSE	0	0	250,000	200,000
DEBT SERVICE	481,811	0	0	0
OPERATING TRANSFERS	137,247	0	126,800	184,625
	<b>619,058</b>	<b>0</b>	<b>1,005,000</b>	<b>1,007,800</b>
FULL TIME POSITIONS		N/A		
FULL TIME EQUIVALENTS				
OVERTIME		N/A		
TEMPORARY		N/A		
<hr/>				
COMMUNITY AND ECONOMIC DEVELOPMENT TOTAL:	<b>619,058</b>	<b>0</b>	<b>1,005,000</b>	<b>1,007,800</b>

**OGDEN RIVER  
REDEVELOPMENT  
PROJECT AREA  
DISTRICT**

# OGDEN REDEVELOPMENT AGENCY

2010-2011 BUDGET

## SUMMARY OF REVENUES AND EXPENDITURES OGDEN RIVER REDEV PROJECT AREA

	2009 ACTUAL	2010 ADOPTED	2011 PROPOSED
<b>OGDEN RIVER REDEV PROJECT AREA</b>			
<b>REVENUES</b>			
OTHER FINANCING SOURCES	1,203,594	658,825	330,225
TAXES	98,590	110,000	77,400
	<b>1,302,184</b>	<b>768,825</b>	<b>407,625</b>
<b>EXPENDITURES</b>			
TAX INCREMENT DISTRICTS	101,555	768,825	407,625
	<b>101,555</b>	<b>768,825</b>	<b>407,625</b>

OGDEN REDEVELOPMENT AGENCY  
2010-2011 BUDGET

**FISCAL YEAR REVENUE BUDGET  
OGDEN RIVER REDEV PROJECT AREA**

	<b>2009 ACTUAL</b>	<b>2010 7-MO ACTUAL</b>	<b>2010 ADOPTED</b>	<b>2011 BUDGET</b>
<b>OTHER FINANCING SOURCES</b>				
TRANSFERS	1,203,594	0	658,825	330,225
<i>Transfers are money transfered in to the Redevelopment Agency to make payments</i>				
	<b>1,203,594</b>	<b>0</b>	<b>658,825</b>	<b>330,225</b>
<b>TAXES</b>				
PROPERTY TAXES	98,590	43,695	110,000	77,400
<i>Property Taxes are assessed within the Ogden River Redevelopment Area District to fund improvements.</i>				
	<b>98,590</b>	<b>43,695</b>	<b>110,000</b>	<b>77,400</b>
<b>OGDEN RIVER REDEV PROJECT AREA TOTAL</b>	<b>1,302,184</b>	<b>43,695</b>	<b>768,825</b>	<b>407,625</b>

OGDEN REDEVELOPMENT AGENCY  
2010-2011 BUDGET

**SUMMARY OF DEPARTMENTAL EXPENDITURES  
OGDEN RIVER REDEV PROJECT AREA**

	<u>2009 ACTUAL</u>	<u>2010 7-MO ACTUAL</u>	<u>2010 ADOPTED</u>	<u>2011 BUDGET</u>
<b>COMMUNITY AND ECONOMIC DEVELOPMENT</b>				
OTHER OPERATING EXPENSE	0	0	20,000	20,000
DEBT SERVICE	68,571	44,004	0	0
IMPROVEMENTS	9,746	737,387	727,625	373,275
OPERATING TRANSFERS	23,238	0	21,200	14,350
	<u><b>101,555</b></u>	<u><b>781,391</b></u>	<u><b>768,825</b></u>	<u><b>407,625</b></u>

**DIVISION SUMMARY**

COMMUNITY AND ECONOMIC DEVELOPMENT				
TAX INCREMENT DISTRICTS	101,555	781,391	768,825	407,625
	<u><b>101,555</b></u>	<u><b>781,391</b></u>	<u><b>768,825</b></u>	<u><b>407,625</b></u>

**FUNDING SOURCES**

COMMUNITY AND ECONOMIC DEVELOPMENT			
TAX REVENUE		110,000	77,400
TRANSFER FROM OTHER FUNDS		658,825	330,225
		<u><b>768,825</b></u>	<u><b>407,625</b></u>

# OGDEN REDEVELOPMENT AGENCY

2010-2011 BUDGET

## **SUMMARY OF EXPENDITURES BY DIVISION** **OGDEN RIVER REDEV PROJECT AREA**

	2009 ACTUAL	2010 7-MO ACTUAL	2010 ADOPTED	2011 BUDGET
<b>COMMUNITY AND ECONOMIC DEVELOPMENT</b>				
TAX INCREMENT DISTRICTS				
OTHER OPERATING EXPENSE	0	0	20,000	20,000
DEBT SERVICE	68,571	44,004	0	0
IMPROVEMENTS	9,746	737,387	727,625	373,275
OPERATING TRANSFERS	23,238	0	21,200	14,350
	<b>101,555</b>	<b>781,391</b>	<b>768,825</b>	<b>407,625</b>
FULL TIME POSITIONS		N/A		
FULL TIME EQUIVALENTS				
OVERTIME		N/A		
TEMPORARY		N/A		
<hr/>				
COMMUNITY AND ECONOMIC DEVELOPMENT TOTAL:	<b>101,555</b>	<b>781,391</b>	<b>768,825</b>	<b>407,625</b>

# AIRPORT DISTRICT



# OGDEN REDEVELOPMENT AGENCY

2010-2011 BUDGET

## SUMMARY OF REVENUES AND EXPENDITURES HINCKLEY AIRPORT

	2009 ACTUAL	2010 ADOPTED	2011 PROPOSED
<b>HINCKLEY AIRPORT</b>			
<b>REVENUES</b>			
INTEREST	1,368	1,000	1,000
TAXES	213,892	250,000	262,500
	<b>215,260</b>	<b>251,000</b>	<b>263,500</b>
<b>EXPENDITURES</b>			
TAX INCREMENT DISTRICTS	204,379	251,000	263,500
	<b>204,379</b>	<b>251,000</b>	<b>263,500</b>



OGDEN REDEVELOPMENT AGENCY  
2010-2011 BUDGET

**FISCAL YEAR REVENUE BUDGET  
HINCKLEY AIRPORT**

	<b>2009 ACTUAL</b>	<b>2010 7-MO ACTUAL</b>	<b>2010 ADOPTED</b>	<b>2011 BUDGET</b>
<b>INTEREST</b>				
GENERAL	1,368	536	1,000	1,000
<i>Interest income if any is earned on positive cash balances.</i>				
	<b>1,368</b>	<b>536</b>	<b>1,000</b>	<b>1,000</b>
<b>TAXES</b>				
PROPERTY TAXES	213,892	199,956	250,000	262,500
<i>Property Taxes are assessed within the Hinckley Airport Tax Increment District to fund improvements</i>				
	<b>213,892</b>	<b>199,956</b>	<b>250,000</b>	<b>262,500</b>
<b>HINCKLEY AIRPORT TOTAL</b>	<b>215,260</b>	<b>200,492</b>	<b>251,000</b>	<b>263,500</b>

# OGDEN REDEVELOPMENT AGENCY

2010-2011 BUDGET

## SUMMARY OF DEPARTMENTAL EXPENDITURES HINCKLEY AIRPORT

	2009 ACTUAL	2010 7-MO ACTUAL	2010 ADOPTED	2011 BUDGET
<b>COMMUNITY AND ECONOMIC DEVELOPMENT</b>				
CHARGES FOR SERVICES	0	0	201,000	163,500
OTHER OPERATING EXPENSE	0	0	50,000	100,000
DEBT SERVICE	204,379	0	0	0
	<u>204,379</u>	<u>0</u>	<u>251,000</u>	<u>263,500</u>

### DIVISION SUMMARY

COMMUNITY AND ECONOMIC DEVELOPMENT				
TAX INCREMENT DISTRICTS	204,379	0	251,000	263,500
	<u>204,379</u>	<u>0</u>	<u>251,000</u>	<u>263,500</u>

### FUNDING SOURCES

COMMUNITY AND ECONOMIC DEVELOPMENT			
TAX REVENUE		250,000	262,500
INTEREST INCOME		1,000	1,000
		<u>251,000</u>	<u>263,500</u>

# OGDEN REDEVELOPMENT AGENCY

2010-2011 BUDGET

## **SUMMARY OF EXPENDITURES BY DIVISION** **HINCKLEY AIRPORT**

	2009 ACTUAL	2010 7-MO ACTUAL	2010 ADOPTED	2011 BUDGET
<b>COMMUNITY AND ECONOMIC DEVELOPMENT</b>				
TAX INCREMENT DISTRICTS				
CHARGES FOR SERVICES	0	0	201,000	163,500
OTHER OPERATING EXPENSE	0	0	50,000	100,000
DEBT SERVICE	204,379	0	0	0
	<b>204,379</b>	<b>0</b>	<b>251,000</b>	<b>263,500</b>
FULL TIME POSITIONS		N/A		
FULL TIME EQUIVALENTS				
OVERTIME		N/A		
TEMPORARY		N/A		
<hr/>				
COMMUNITY AND ECONOMIC DEVELOPMENT TOTAL:	<b>204,379</b>	<b>0</b>	<b>251,000</b>	<b>263,500</b>