

2025-26 Council Budget Presentation

Ogden Fire Department

Accomplishments

1. Insurance Services Office (ISO)
ISO rating reflects the efficiency and effectiveness of a fire department when providing fire service to their community.
39,000 2,000 498
OFD has been a 3 for over 30 yrs, now a 2
2. Cardiac Resuscitation Rates
3. Homeless Medical Advocate
(cost savings)
4. Clean Fleet (\$300,000)



Structure Fire Response Standards

Dispatch Answers Alarm
15 seconds 95% 40 seconds 99%

Alarm Processing Time
106 seconds 95%

Turn Out Time
80 seconds

First Engine On Scene
240 seconds/4 minutes

Full Alarm On Scene
480 seconds/8 minutes

Typical Residence: 15-16 firefighters
Strip Mall or Apartment Bldg: 27-28 firefighters
High Rise High Hazard: 42-43 firefighters



EMS Response Standards

Dispatch Answers Alarm
15 seconds 95% 40 seconds 99%

Alarm Processing Time
106 seconds 95%

Turn Out Time
60 seconds

First Engine On Scene
240 seconds/4 minutes

ALS Arrives
480 seconds/8 minutes





2024 Working Structure Fire Data

- 27 Working Fires
 - Average turnout time 96 seconds
 - 1710 compliance 80 seconds turn out time: 74%
 - 1710 compliance 240 seconds single engine response: 66%
 - 1710 compliance 480 seconds full alarm response: 48%
 - 1710 compliance low hazard: 100%
 - 1710 compliance high hazard: N/A

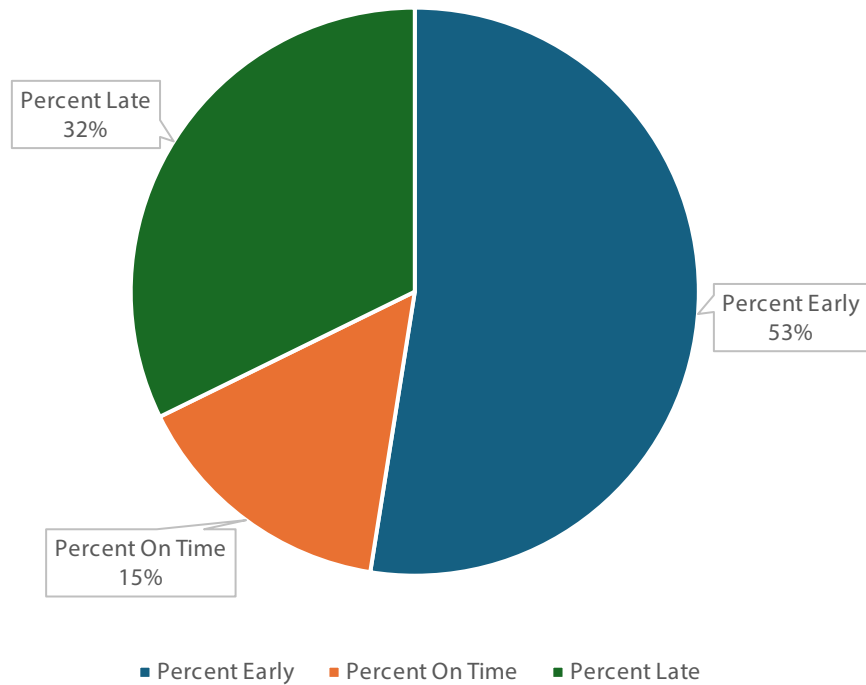
2024 Ogden Fire EMS Data

First Responder Charlie/Delta
Emergencies - 4,789

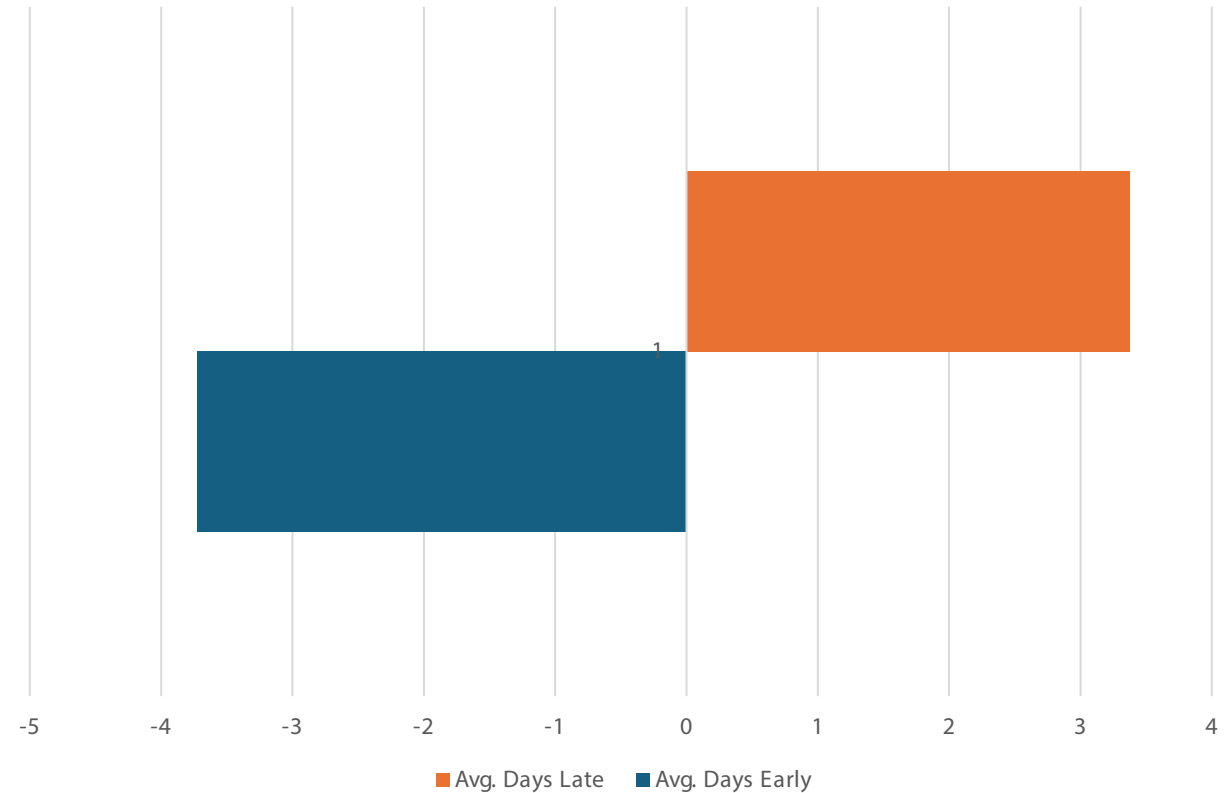
Unit	Average Travel or Response Time	Number of Calls Emergent Response
E1	3:44	1,247
T1	4:01	331
HE2	3:58	864
E3	4:03	1,029
LA4	4:52	440
TE5	4:02	878

2024 Fire Plan Reviews

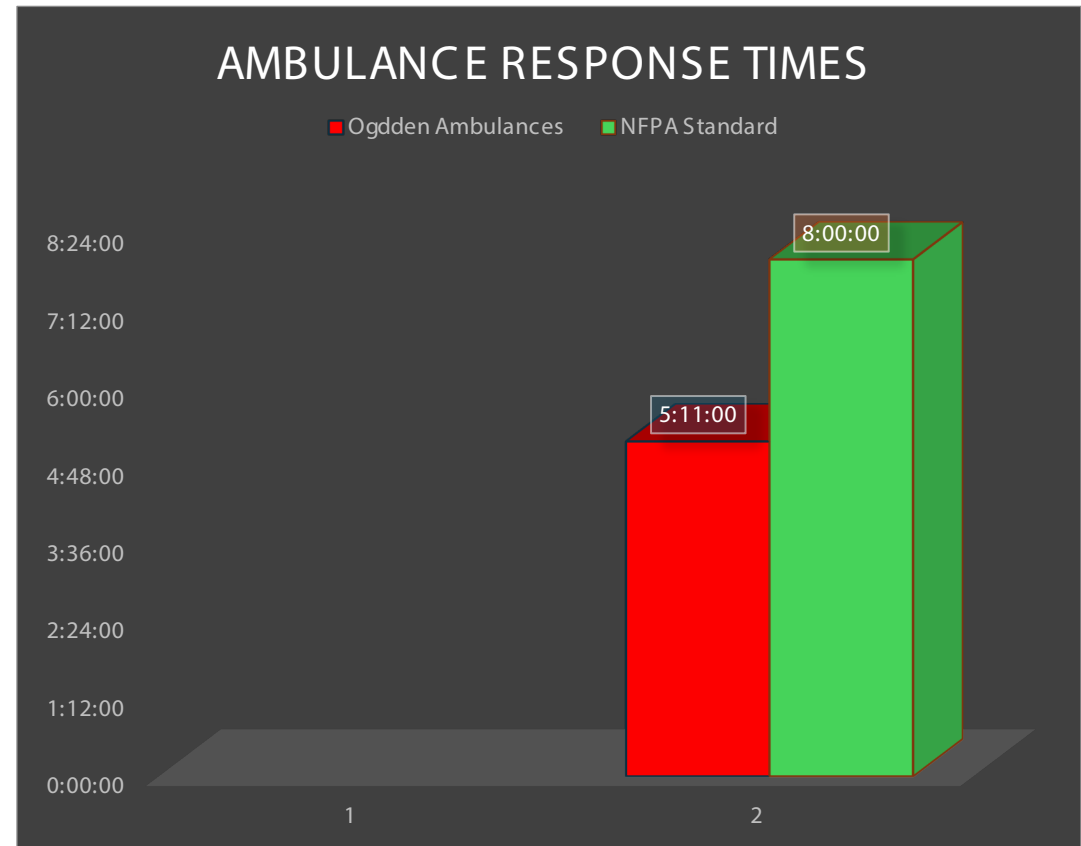
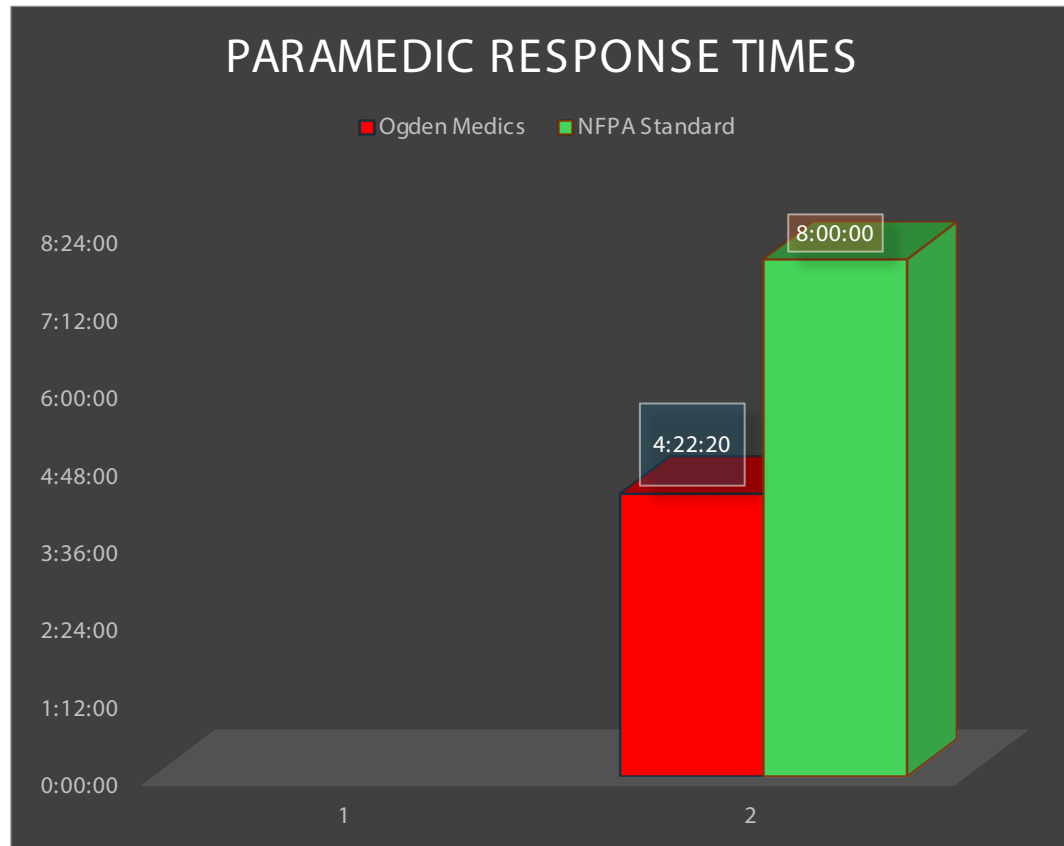
Total Reviews 2024: 558 Completed



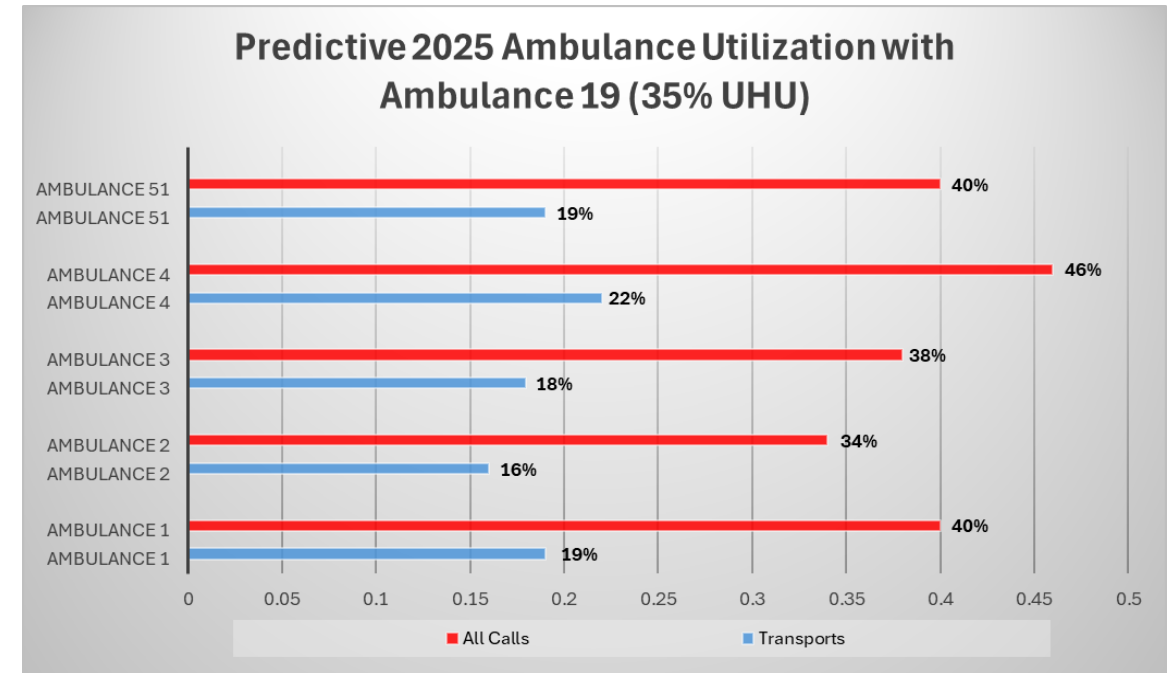
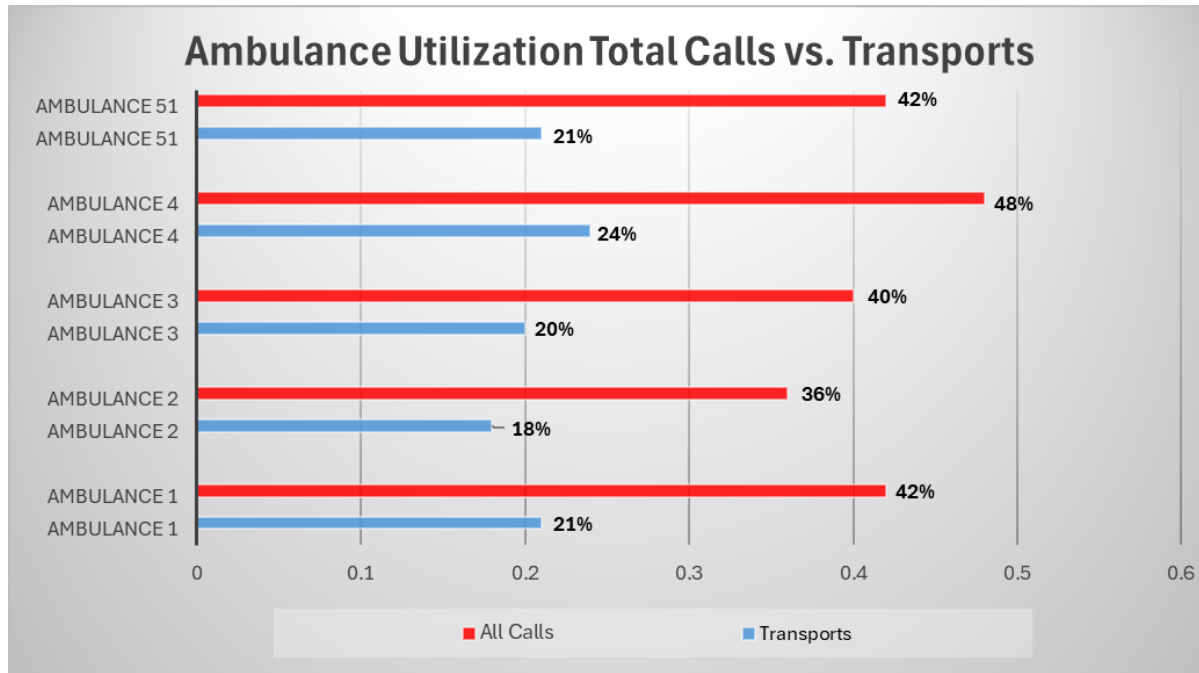
Average Reviews Early/Late



1710 Data Average response time Charlie & Delta calls within Ogden City

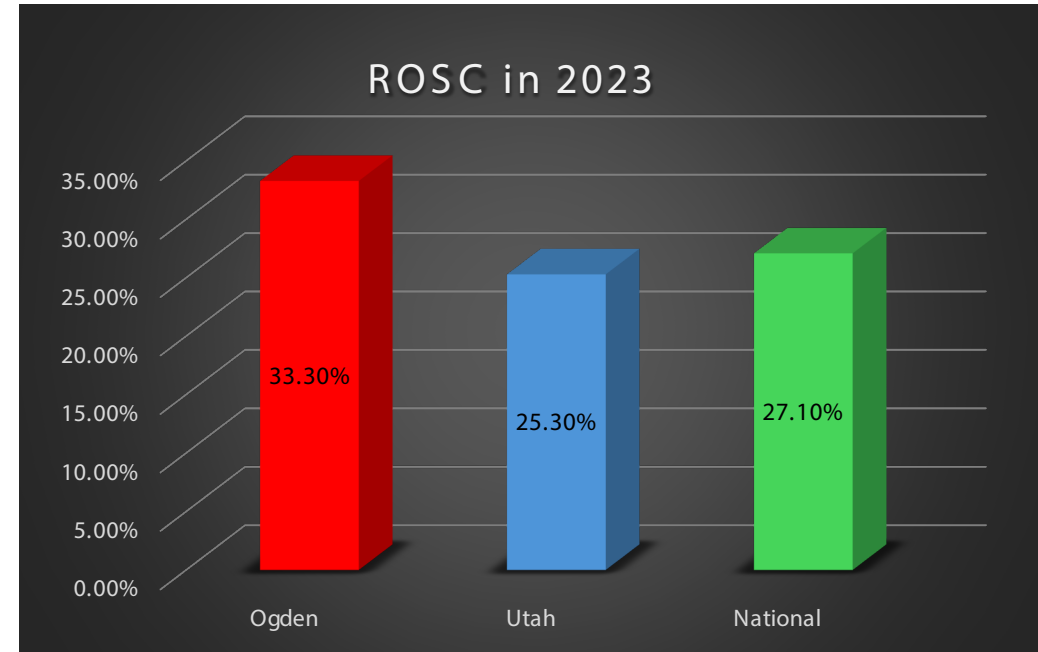
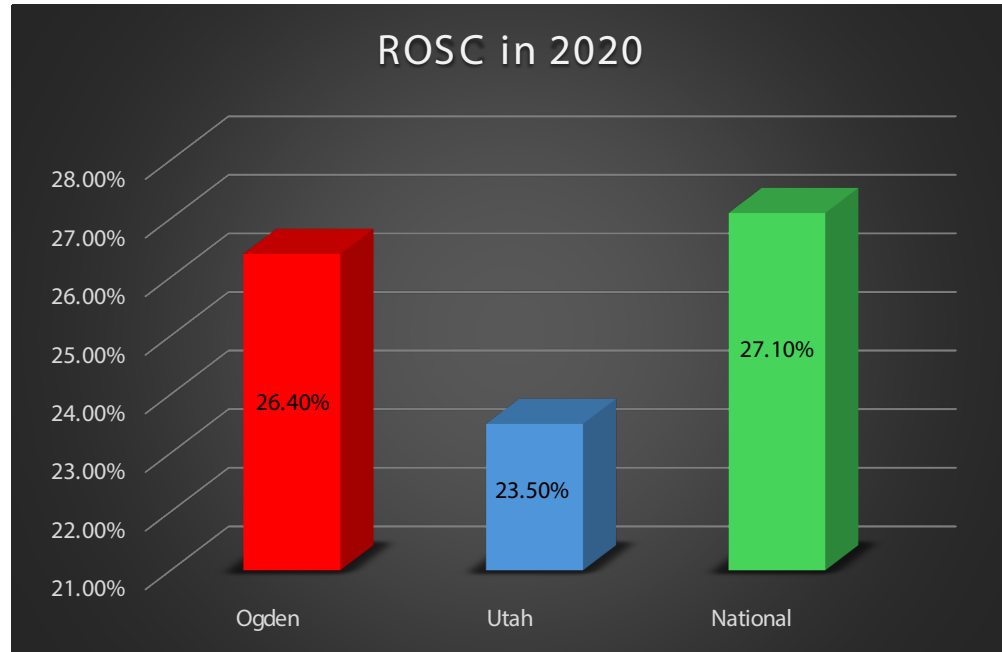


Unit Hour Utilization Ambulance (Cost Savings)

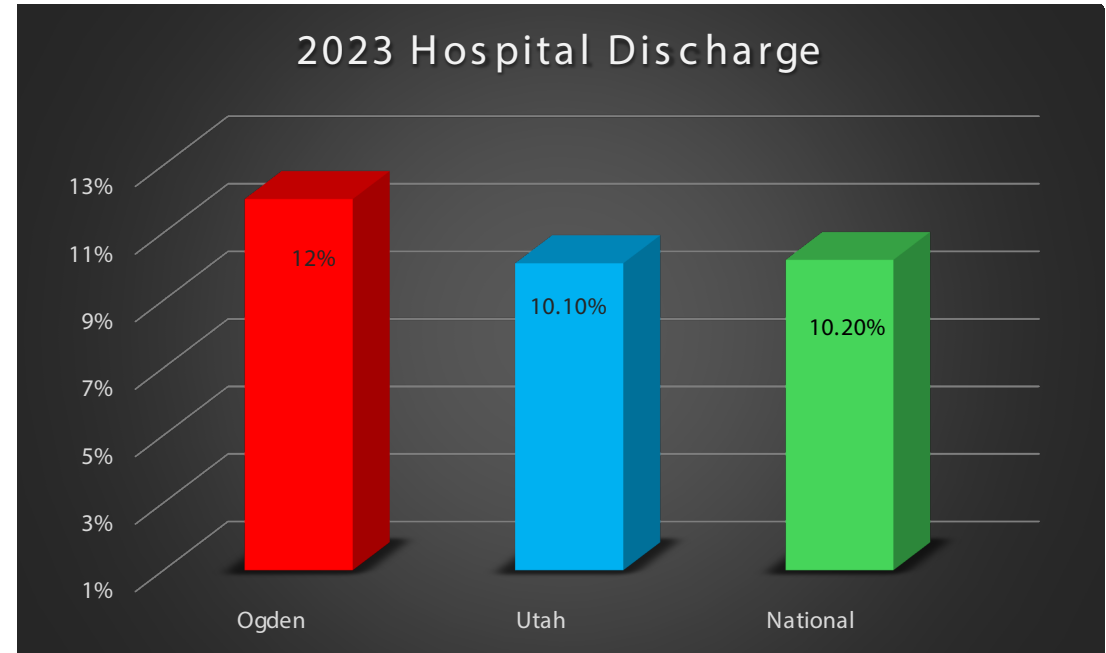
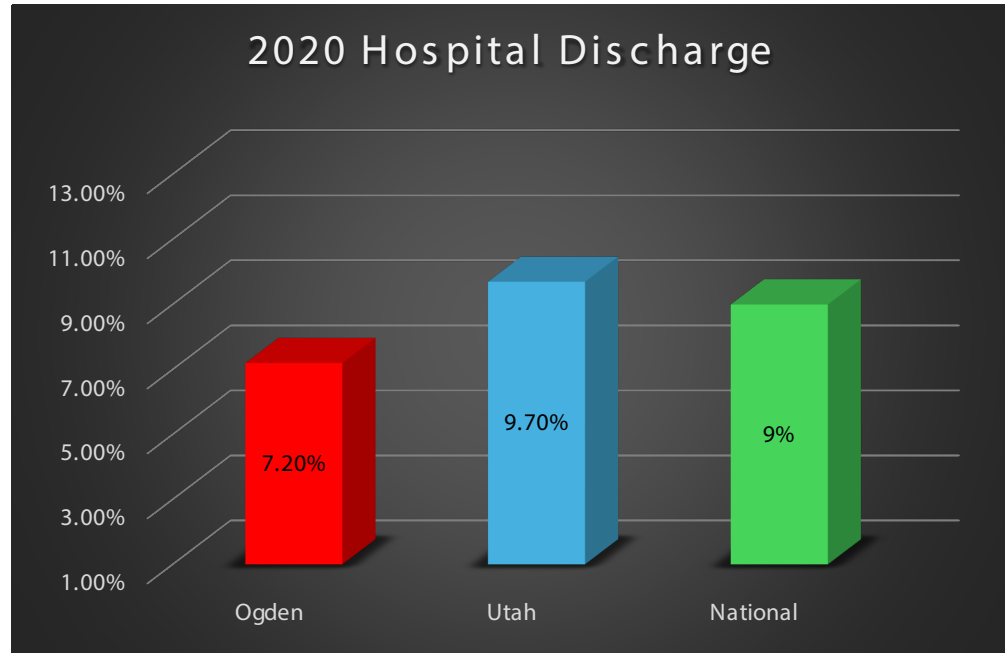


Resuscitation rates

(2024 Data won't be available until June/July 2025)



Hospital Discharge Rates



WHY?

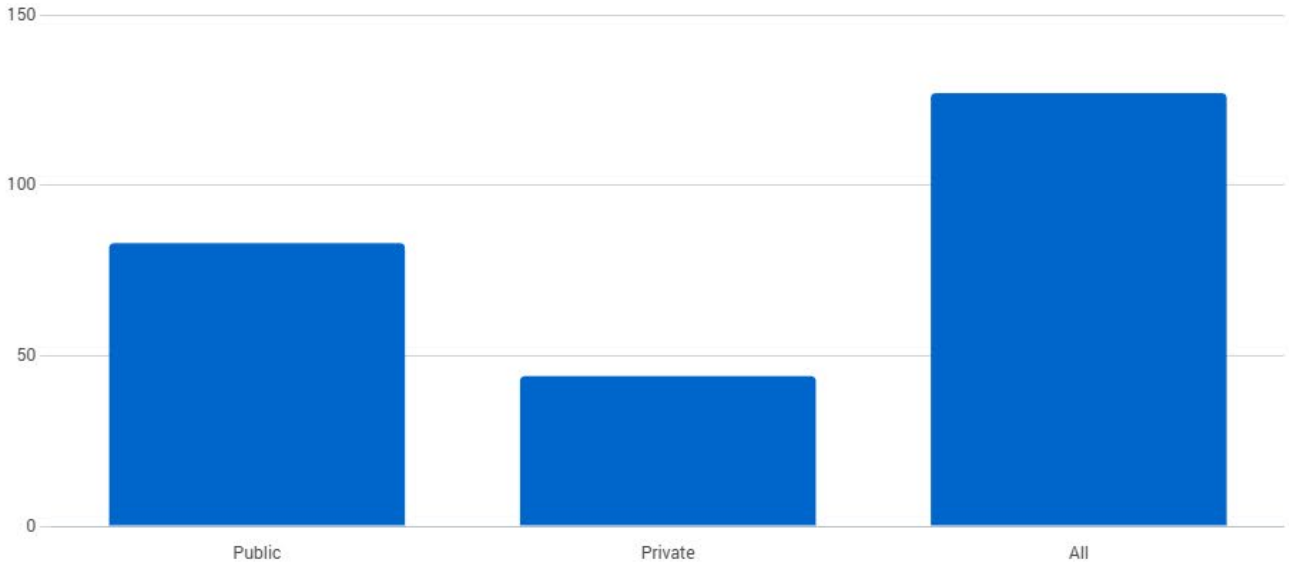
PulsePoint, Mechanical CPR, change in our performance, shocking Asystole, collaboration with the hospital staff in changing their performance on cardiac arrests.

More lives to save...AEDs in the community, more CPR classes. Measure and improve every year!



Alerted Responders

Jul 1, 2023 - Dec 31, 2023 • Weber Area Dispatch 911



Location Type	Jul 1, 2023 - Dec 31, 2023
Public	83
Private	44
All	127

Pulse Point

- 3,631 Active users (responders in our community that may be first on scene of a cardiac arrest).
- 127 alerts sent out since 2021.
- 63 people accepted the alert since inception (3-year period).



Weber Human Services Area Agency on Aging

237 26th Street
Ogden, UT 84401
(801) 625-3770

[Home >](#)[WHS Website >](#)[Employment >](#)[Donate >](#)[Meals on Wheels >](#)[Senior Centers >](#)[Virtual Senior Center >](#)[The RIDE/Transportation >](#)[In-Home Care >](#)[Caregiver Support >](#)[Veteran Directed Care >](#)[MACS/New Choice Waiver >](#)[Advocacy & Ombudsman >](#)[Medicare Counseling >](#)[Health Promotion >](#)[Senior Volunteers >](#)[Information Referrals >](#)[COVID-19 Needs on Wheels >](#)[Community Resources >](#)

Community Health Aging Adult

- 185 aging people enrolled into the program since 2021.
- 95 currently enrolled, 51 have graduated, 4 revoked, 21 refused services, 4 deceased, 7 we are attempting to locate (homeless or moved), 3 pending hospital discharge.

The Fire Department has done a comprehensive review of our budget “Truing Up” (to make something level, square, balanced or concentric) to meet mission objectives based on fire/EMS best practice measurements with the best interests of community members served in mind.



Reallocation of current resources was our first objective utilizing request for additional funding as a last resort to meet growing needs.





General Fund Reallocation Requests

The following reallocations within Fire Prevention and Operations divisions will be funded through the reallocation of funds from Fire Administration account 10040100-512210. The reduced amount from this account is \$55,250.

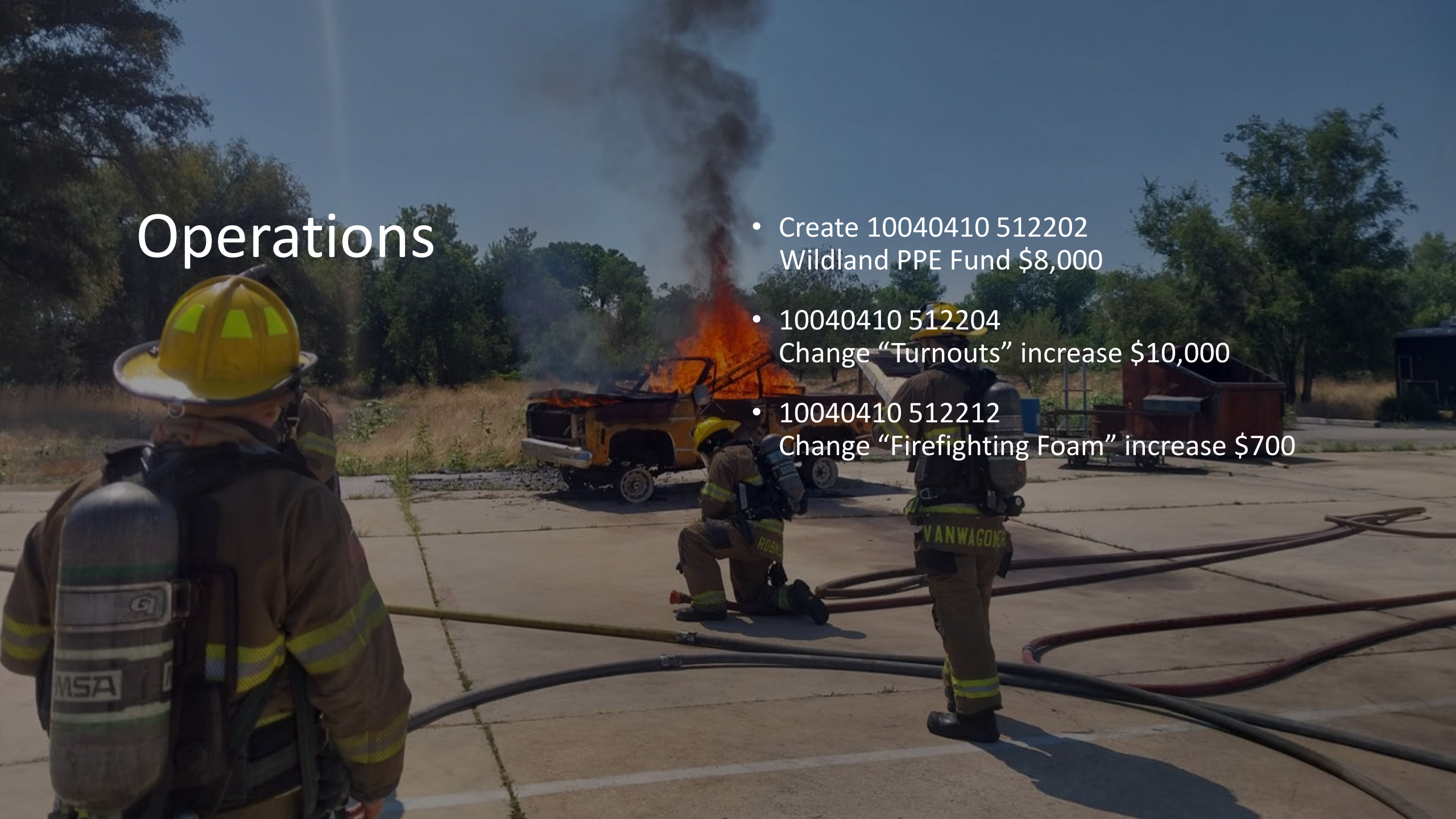
Prevention



- 10040400 513301
Travel increase \$1,000
- 10040400 513302
Education increase \$800

Operations

- Create 10040410 512202
Wildland PPE Fund \$8,000
- 10040410 512204
Change “Turnouts” increase \$10,000
- 10040410 512212
Change “Firefighting Foam” increase \$700





Operations

- Create 10040410 513102
Utilities Gas Fund \$12,000
- 10040410 513103
Utilities Electric increase \$7,500
- 10040410 513104
Utilities Water increase \$3,000



Operations

- 10040410 513301
Travel increase \$1,000
- 10040410 513302
Education increase \$750
- Move 10040410 514602
HazMat Test Equip.
- To 10040411 OFD Spec HazMat.
Create new account



Operations

- 10040410 534003
Radio Replacement \$7,500
- 10040100 536000
Furniture Replacement
increase \$3,000



Medical Fund increases due to revenue growth cost consequence, insurance, CIP fire facility, and PPE needs.



Medical Services

- 52040440 514106
Equipment Maintenance Physio/Control
Increase \$15,000
- 52040430 512203
Laundry Sanitation increase \$3,000
- 52040430 513406
Professional and Technical increase \$30,000
- 52040430 513410
Medicaid Assessment increase \$60,000
- 52040430 514412
Contingent increase \$50,000
- 52040430 534002
Redundant Turnouts \$500,000
Medical Fund Balance

Paramedic/Medical Services

- All of our Gas utility funds, majority of our Electric and Water funds are located in the paramedic division due to previous years transfer of liability.
- Working to align 50% of utility costs of substations to fire operations and medical.

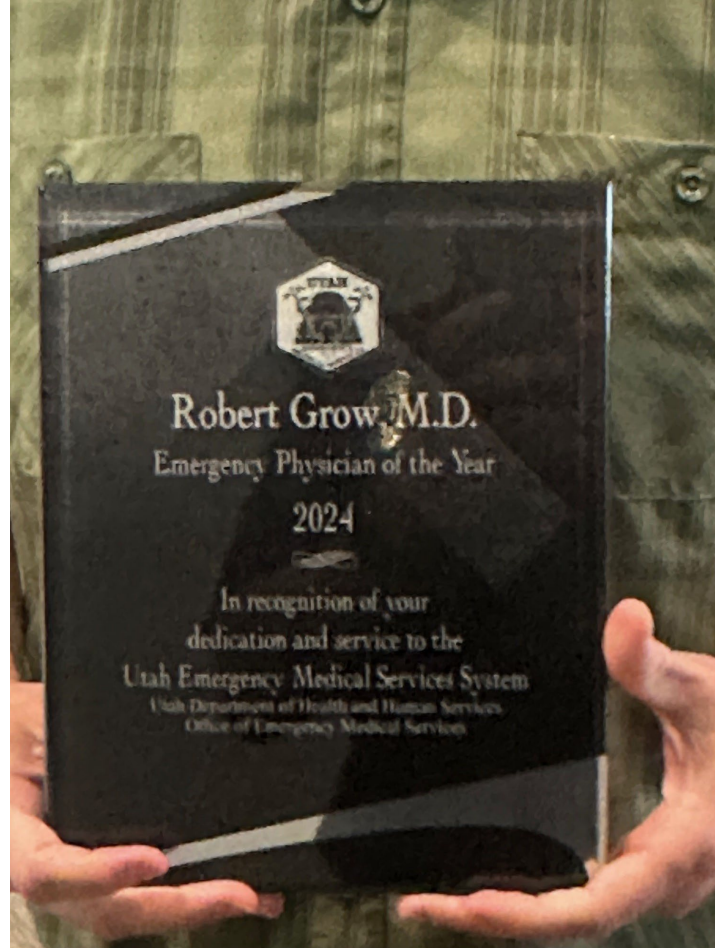


Paramedic/Medical Services Reductions

- 52040440 513102
Utilities Gas Reduce \$10,000
- 5204440 513103
Utilities Elec Reduce \$5,000



Paramedic/Medical Services



- 52040440 514104
Change to "Physician Advisor"
- Increase \$1,000



Revenue Growth

- Net 2.88% Increase Transport Revenues
- State Rate Adjustment FY24
- Paramedic Contract 8% \$132,000 1-1-25
- Medicaid Mileage \$180,000



CIP Major Equipment

Fire Facilities Improvements

- FY26 Medical Fund Request
 - \$1,500,000 Fire Facilities Improvement FI021 Medical Fund Balance
- FY26 BDO Funding
 - \$55,000 St #5 Roof Replacement
 - \$180,000 Station Exhaust Scrubbers
- Major Equipment
 - 5204040-534003 Redundant Turnouts
 - \$500,000 Medical Fund Balance



Fire Budget reallocates existing funds to True Up the General Fund to better achieve mission performance measures. No General Fund increase requests except for funding employee COLA-Merit Increases.

Medical Fund increases are predominantly due to revenue growth and better insurance planning firefighter facilities and PPE.

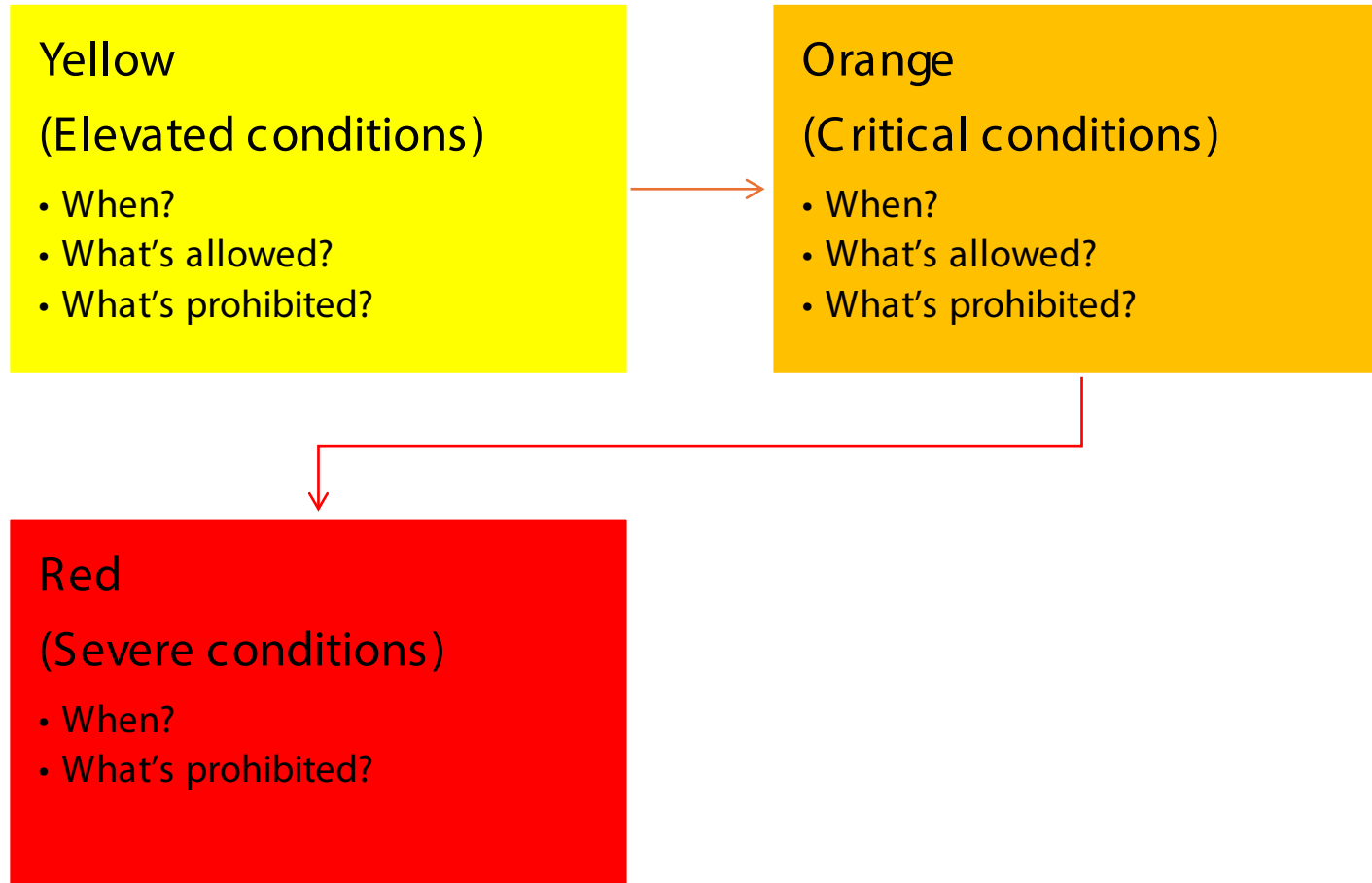
Challenges

- Expanding Homeless Medical Advocate Mission
- Retention Update



Year	Resigned	Retired	Total
2019	16	10	26
2020	3	6	9
2021	10	3	13
2022	15	2	17
2023	22	3	25
2024	12	3	15

Color Coded System to Simplify and Explain Current Conditions





LAYERS

Wildfire Hazard

- Wildfire Hazard Potential
- Risk to Drinking Watersheds and Population
- Burn Probability
- Damage Potential
- Structure Exposure Score
- Conditional Risk to Potential Structures
- Risk to Potential Structures

Challenges to Fire Operations

Flame Front Characteristics

Ember Characteristics

Boundaries

BASEMAPS

Light Gray

Aerial

Streets

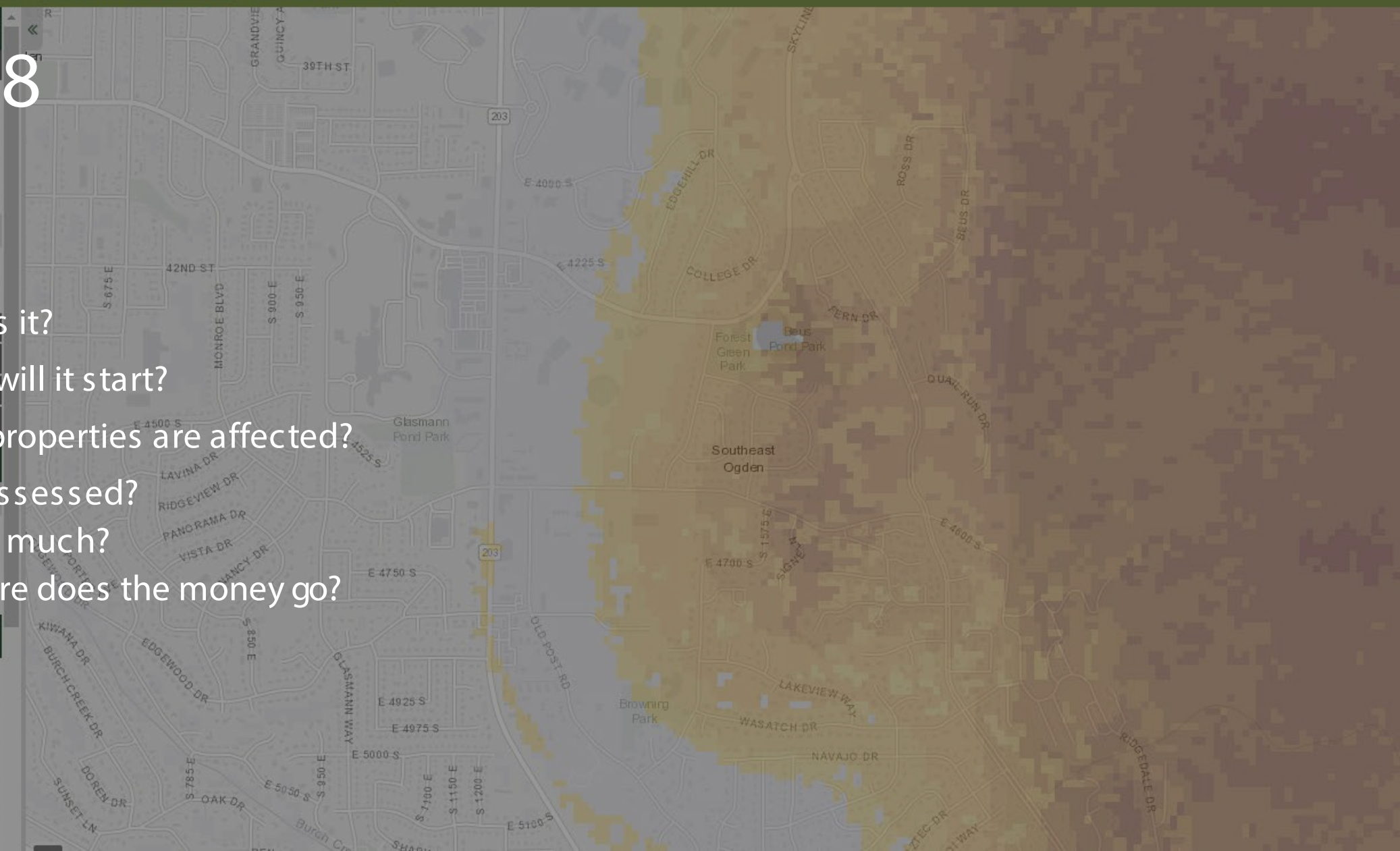
Topo

REFERENCE

- County Boundaries
- Communities at Risk
- FFSL Areas
- BLM Districts
- BLM Field Offices
- Forest Service Boundaries

HB48

- What is it?
- When will it start?
- What properties are affected?
- Fees assessed?
 - How much?
 - Where does the money go?



Make an Impact

