



Mayor's Budget Proposal to Ogden City Council

FY 2026

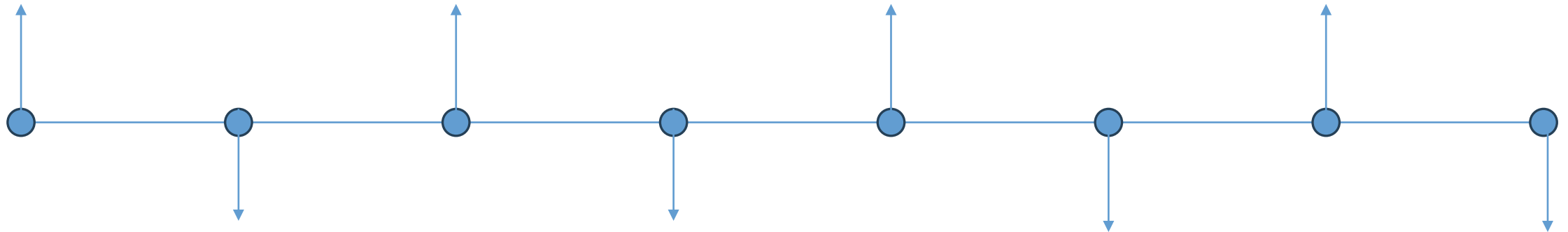
Timeline – Where We've Been

January 2024
Inauguration

August 2024
FY25 Budget

January 2025 - Ongoing
Community Partner
Engagement

Dashboards:
KPI's for Internal
Performance



January 2024 – April 2024
Blueprint for a Stronger
Ogden – Our First 100
Days Together

January 2025
State of the
City – The
Ogden Way

January 2025 - Current
FY26 Budget

Implement
The Ogden
Way

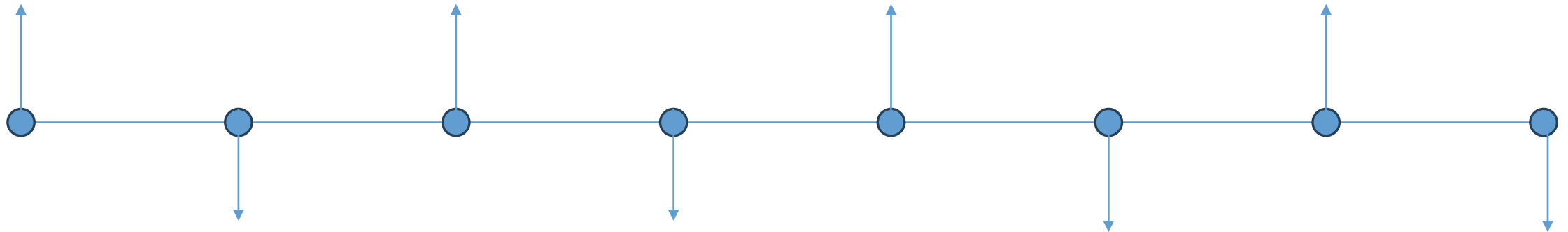
Timeline – Where We've Been

January 2024
Inauguration

August 2024
FY25 Budget

January 2025 - Ongoing
Community Partner
Engagement

Dashboards:
KPI's for Internal
Performance



January 2024 – April 2024
Blueprint for a Stronger
Ogden – Our First 100
Days Together

January 2025
State of the
City – The
Ogden Way

January 2025 - Current
FY26 Budget

Implement
The Ogden
Way

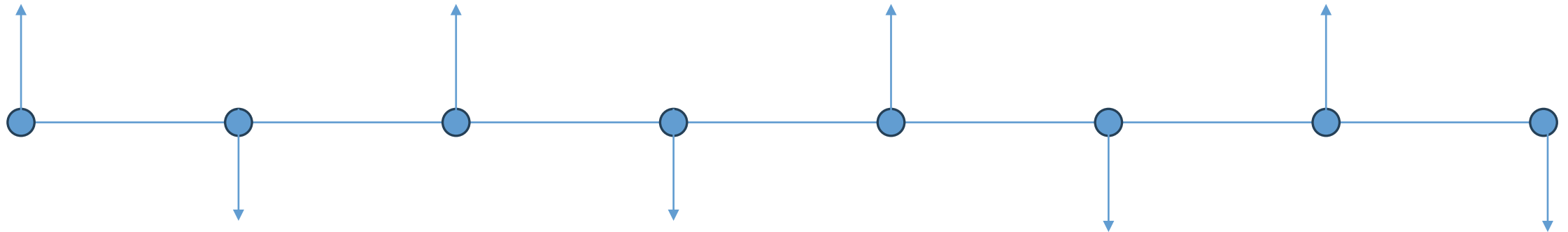
Timeline – Where We've Been

January 2024
Inauguration

August 2024
FY25 Budget

January 2025 - Ongoing
Community Partner
Engagement

Dashboards:
KPI's for Internal
Performance



January 2024 – April 2024
Blueprint for a Stronger
Ogden – Our First 100
Days Together

January 2025
State of the
City – The
Ogden Way

January 2025 - Current
FY26 Budget

Implement
The Ogden
Way

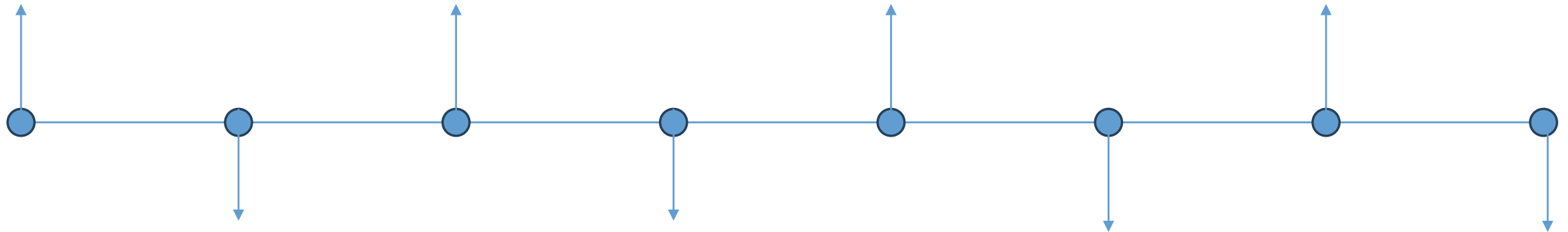
Timeline – Where We've Been

January 2024
Inauguration

August 2024
FY25 Budget

January 2025 - Ongoing
Community Partner
Engagement

Dashboards:
KPI's for Internal
Performance



January 2024 – April 2024
Blueprint for a Stronger
Ogden – Our First 100
Days Together

January 2025
State of the
City – The
Ogden Way

January 2025 - Current
FY26 Budget

Implement
The Ogden
Way

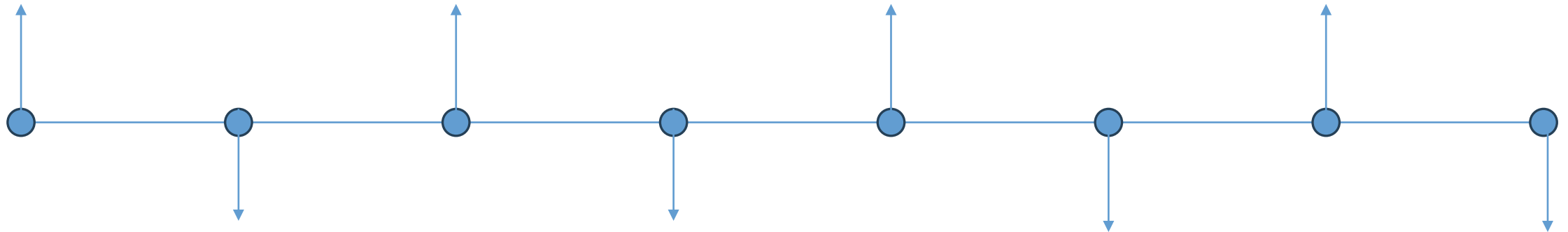
Timeline – Where We've Been

January 2024
Inauguration

August 2024
FY25 Budget

January 2025 - Ongoing
Community Partner
Engagement

Dashboards:
KPI's for Internal
Performance



January 2024 – April 2024
Blueprint for a Stronger
Ogden – Our First 100
Days Together

January 2025
State of the
City – The
Ogden Way

January 2025 - Current
FY26 Budget

Implement
The Ogden
Way

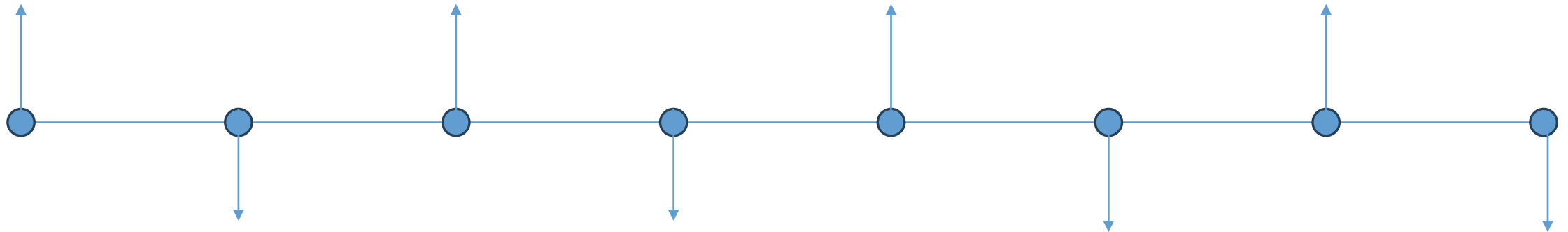
Timeline – Where We've Been

January 2024
Inauguration

August 2024
FY25 Budget

January 2025 - Ongoing
Community Partner
Engagement

Dashboards:
KPI's for Internal
Performance



January 2024 – April 2024
Blueprint for a Stronger
Ogden – Our First 100
Days Together

January 2025
State of the
City – The
Ogden Way

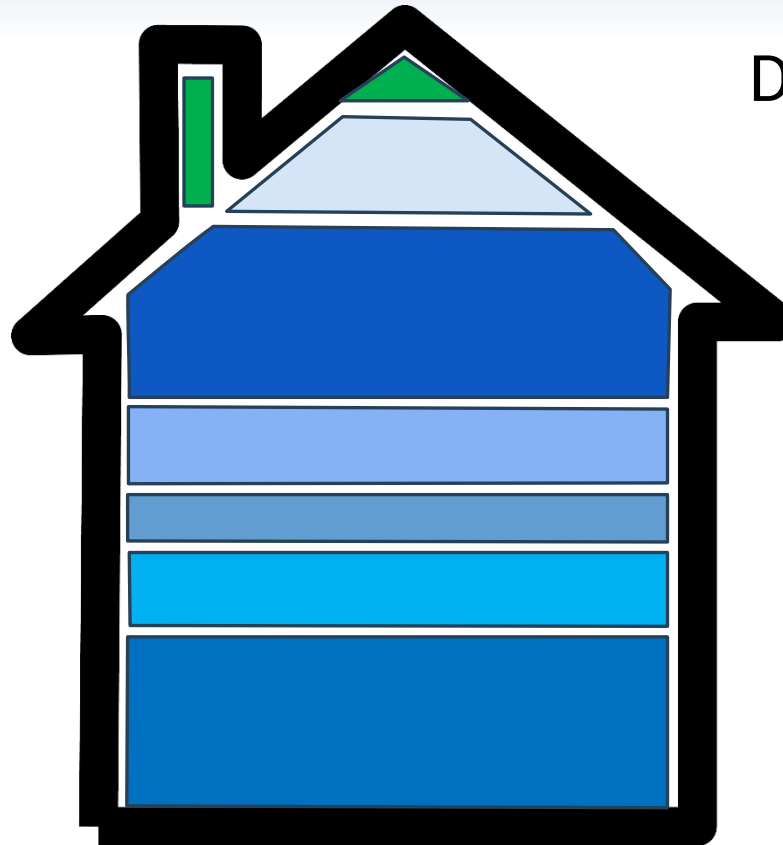
January 2025 - Current
FY26 Budget

Implement
The Ogden
Way

Ogden Households

No Proposed Tax Increase

Median Household Income
\$70,053



Discretionary Spending

Internet/Mobile

Transportation

Medical

Childcare

Food

Housing



*"A City of Service
A Community of Opportunity"*



The Mission of our 700 employees is
"Fueled by a champion's drive and an unwavering commitment to
service, we innovate and collaborate to overcome challenges,
foster opportunities, and create an environment for our people,
businesses, and partners to earn success."

The Vision of our Community and for our People is
"A safe, vibrant and thriving community of
opportunity where you and I grow, connect, and
succeed."



THE
Ogden
WAY



SAFETY




**LIFELONG
LEARNING**



**STABLE
NEIGHBORHOODS**




**VIBRANT
ECONOMY**



**STRONG
INFRASTRUCTURE**



**HEALTHY
LIFESTYLES**



**MEANINGFUL
CONNECTIONS**



SAFETY




**LIFELONG
LEARNING**



**STABLE
NEIGHBORHOODS**




**VIBRANT
ECONOMY**



**STRONG
INFRASTRUCTURE**



**HEALTHY
LIFESTYLES**



**MEANINGFUL
CONNECTIONS**

National Economic Outlook

Recent Trends & Data:

- **GDP Contraction:** U.S. real GDP shrank by **0.3%** in Q1 2025, marking the first decline since early 2022. This was driven by a spike in imports ahead of new tariffs.
 - **Inflation & Interest Rates:** Inflation remains sticky, and interest rates are expected to stay elevated. The Federal Reserve is holding off on cuts.
 - **Recession Risk:** Business sentiment has cooled, with increased recession warnings due to trade disruptions and policy uncertainty.
-
- *"The U.S. economy shrank in early 2025 as tariffs sapped growth, imports surged."*
 - [The Washington Post, Apr 30, 2025](#)
 - *"Tariffs have severely harmed business sentiment, with all surveyed economists noting negative impacts."*
 - [Reuters, Apr 29, 2025](#)



Utah Economic Outlook

Recent Trends & Data (as of April 2025):

- **Unemployment:** Utah's unemployment rate is **3.1%** (March 2025), reflecting a stable labor market.
- **Job Growth:** Nonfarm employment grew by **1.7%**, adding **29,500 jobs** year-over-year.
- **GDP:** Utah led the nation with **4.5% real GDP growth** in 2024; nominal GDP ended the year at **\$308 billion**.
- **Personal Income:** Grew by **6.1%**, ranking Utah 4th in the U.S.

"Utah's strong economic fundamentals continue to propel robust growth."

— Phil Dean, Chief Economist, [Kem C. Gardner Policy Institute](#)

"Utah's average household has more buying power than anywhere else in the nation."

— Megan Banta, [Salt Lake Tribune, Apr 29, 2025](#)



Ogden Economic Outlook

Current Conditions & Trends:

- Unemployment:** Ogden-Clearfield area's unemployment is **3.8%** as of March 2025 — slightly above the state average but still healthy.
- Housing Affordability:** The city is facing a "lockout effect" due to high home prices, affecting local talent attraction and retention.

"Housing affordability in Ogden has reached near record-low levels, creating a 'lockout effect' for potential buyers in 2025."

— [Farmonaut, April 2025](#)



Ogden Economic Outlook

Local Pressure Points:

- Federal Employment Dependence:** Ogden has a high concentration of federal jobs (IRS, Forest Service, Hill AFB contractors). National policy shifts, hiring freezes, or budget cuts could ripple locally.
- Housing Market:** High rates of corporate ownership in rental, reducing housing ownership opportunity.
- Supply Chain/Policy Impacts:** Federal trade policy changes and inflation may increase costs for Ogden-based manufacturers and suppliers.



Changes in General Fund Major Revenue

	FY2025	FY2026		
	Council Adopted	Mayor Budget	\$ Change	% Change
Total Property Tax	\$ 22,160,300	\$ 22,955,500	\$ 795,200	3.59%
Sales Tax	\$ 27,084,750	\$ 27,084,750	\$ -	0.00%
Franchise Tax/Muni Energy	\$ 9,740,000	\$ 9,770,000	\$ 30,000	0.31%
Fee-in Lieu of Tax	\$ 775,000	\$ 800,000	\$ 25,000	3.23%
Licenses and Permits	\$ 3,420,000	\$ 3,420,000	\$ -	0.00%
Fines and Forfeitures	\$ 2,250,000	\$ 2,250,000	\$ -	0.00%
Intergovernmental	\$ 7,211,400	\$ 7,240,400	\$ 29,000	0.40%
Charges for Services	\$ 5,306,050	\$ 6,472,875	\$ 1,166,825	21.99%
Interest	\$ 950,000	\$ 2,085,750	\$ 1,135,750	119.55%
Miscellaneous	\$ 543,425	\$ 585,450	\$ 42,025	7.73%
Other Financing Sources	\$ 10,644,925	\$ 12,300,850	\$ 1,655,925	15.56%
	\$ 90,085,850	\$ 94,965,575	\$ 4,879,725	5.42%

Budget Comparison

	FY2025		FY2026	
	Council Adopted	Mayor Budget	\$ Change	
General Fund	\$ 90,085,850	\$ 94,965,575	\$ 4,879,725	
Ogden City Corp Total	\$ 268,878,050	\$ 289,051,925	\$ 20,173,875	
Redevelopment Agency	\$ 20,280,075	\$ 16,850,075	\$ (3,430,000)	
Building Authority	\$ 3,678,500	\$ 4,198,900	\$ 520,400	
Weber Morgan Strike Force	\$ 467,675	\$ 467,675	\$ -	
	\$ 293,304,300	\$ 310,568,575	\$ 17,264,275	



Ongoing Operational Improvement

Consolidations

- Marketing Group
- Facilities Group
- Cultural Services Group
- BIC and Business Licensing Group

Efficiencies

- Early debt repayment
- Community partnerships
- Permitting, code, and business licenses, 2nd floor
- AI innovation
- Archie chatbot
- In-house expertise vs contractors
- Purchasing policy
- 311 customer service
- \$300,000 clean fleet grant & training prop
- Homeless medical advocate grant
- Interfacility ambulance transport



Grant Writer Position Success

FY2025 Grant Information:

Police and Fire Grant Writer

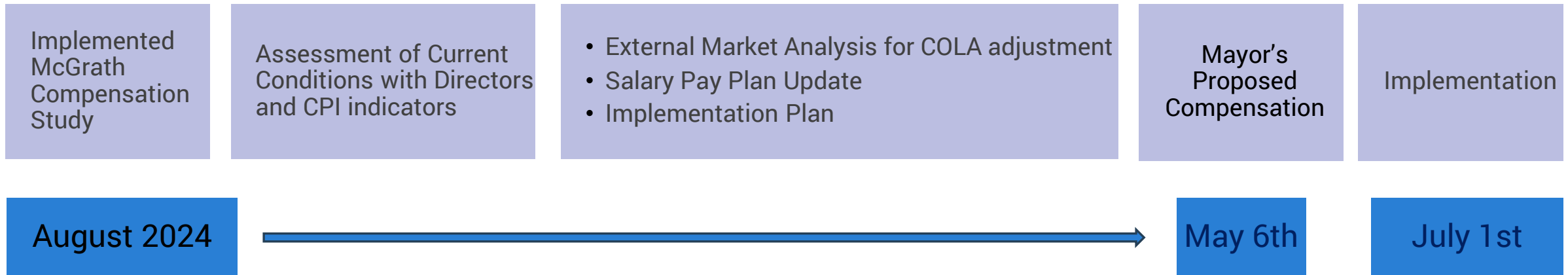
- July 2024-April 2025
 - 23 Grants applied for
 - Nearly \$4.0M in potential funding
- May-June 2025
 - 4 Additional Grants in Process
 - \$4.6M in additionally funding potentially

Public Services Grant Writer

- July 2024-April 2025
 - 16 Grants applied for
 - Over \$18M in potential funding
- May-June 2025
 - 4 Additional Grants in Process



Ogden City Compensation FY26



FY26 Mayor Proposed Compensation Plan

General Employee Proposed Increases:

- 2.97% Cost of Living
- 1.5% Merit based on performance

Public Safety Sworn Employee Proposed Increases:

- 2.97% Cost of Living Increase
- Merit Increase on anniversary based on adopted step program



Active and Healthy Lifestyles

- 11 Proposed parks and recreation projects
- \$3,053,350 proposed

Highlights:

- Lester Park/Golden Hours Pickleball courts
- Grandview Park enhancements
- Lorin Farr Pool repairs

* *Continuing projects from FY25*



Strong Infrastructure

- 26 Proposed projects
- \$24,174,800 proposed

Highlights:

- Citywide road improvements
- 25th Street and D Avenue improvement
- Water, sanitary, & storm master plan
- Valley Drive improvements
- Sidewalk, curb, and gutter replacement
- General facilities improvements

* *Continuing projects from FY25*



Vibrant Economy

- 5 Proposed Projects
- \$759,300 proposed

Highlights:

- Airport Terminal Restroom Remodel
- Airport Terminal Seating Replacement
- Airport Security Fence at the Terminal Yard

* *Continuing projects from FY25*



Public Safety


- 3 new projects proposed
- \$1,735,000 proposed

Highlights:

- Fire training tower
- Station 5 roof replacement
- Fire station exhaust systems

* *Continuing projects from FY25*





myHometown
Ogden UTAH

My Hometown Ogden is a joint effort of Ogden City, local churches, and other organizations, working together to improve lives. It exists to encourage all residents to have the ***Courage to Care*** for one another by providing platforms in the community that will elevate education, improve property conditions and promote resources for better job opportunities.



Ogden UTAH
Still Untamed™

MARSHALL N. WHITE COMMUNITY CENTER

Marshall White Center

RIBBON CUTTING MAY 22, 2025


OPEN FOR USE MAY 23, 2025

HOURS: 6 AM – 9 PM



Marshall White Center Amenities

Indoor Basketball Court




Nathan James Lyday
Fieldhouse



Indoor Pool



Classrooms



Aqua Board Fitness - A combination Yoga, HIIT and Pilates class that increases mobility.

Aqua Jump - A fun workout that combines the dynamic properties of water with exciting exercises on a trampoline.

Aqua Combat - An empowering kickboxing and mixed martial arts aqua workout.

Other Fitness Classes – Spin, High Fit, High Low, Yoga, Weight Class, Cardio Boxing, Lit Fit, Cardio Fuse, Zumba



Thank You

Ogden Citizens, City Council Members,
City Council Staff, Executive Team, and
Finance Staff

<https://www.ogdencity.com/172/Budgets-Finance>