



UGDEN CITY REDEVELOPMENT AGENCY
Fiscal Year 2023-2024 Adopted Budget

OGDEN CITY REDEVELOPMENT AGENCY

State of Utah

**Summary and Narrative
Of Line Item Budget**

**FISCAL YEAR
2023 - 2024**

The Line Item Budget may be reviewed in the Ogden City Recorder's Office
or in the Comptroller Division's Office during normal business hours.

Board Members

Angela Choberka, Chairperson
Ken Richey, Vice-Chairperson
Bart E. Blair
Richard A. Hyer
Luis Lopez
Ben Nadolski
Marcia L. White,

Executive Director

Michael P. Caldwell

Compiled by: Department of Management Services

Mara A. Brown, Management Services Director
Lisa Stout, CPA, Comptroller
Justin Sorensen, CGFM, Deputy Comptroller

TABLE OF CONTENTS

ADOPTED BUDGET 2023-2024

Resolution Adopting Budget	6
RDA Budget Guidelines for Fiscal Year 2024.....	7
Map of Project Areas.....	8
List of Project Areas	9
Summary Charts:	
Sources of Funding	11
Departmental Expenditures.....	11
Revenue Summary	12
Schedule of Appropriations.....	16
Program Summary	19
Ogden Redevelopment Agency	
Summary of Revenues and Expenditures.....	26
Revenue Sources.....	27
Expenditure Detail	28-29
Fairmount District	
Summary of Revenues and Expenditures.....	31
Revenue Sources.....	32
Expenditure Detail	33
CBD Mall District	
Summary of Revenues and Expenditures.....	35
Revenue Sources.....	36
Expenditure Detail	37
South CBD District	
Summary of Revenues and Expenditures.....	39
Revenue Sources.....	40
Expenditure Detail	41
Lincoln District	
Summary of Revenues and Expenditures.....	43
Revenue Sources.....	44
Expenditure Detail	45

Table of Contents (continued)

25th Street District

Summary of Revenues and Expenditures.....	47
Revenue Sources.....	48
Expenditure Detail	49

12th Street District

Summary of Revenues and Expenditures.....	51
Revenue Sources.....	52
Expenditure Detail	53

Union Station Tax Increment District

Summary of Revenues and Expenditures.....	55
Revenue Sources.....	56
Expenditure Detail	57

DDO Economic Development Project Area

Summary of Revenues and Expenditures.....	59
Revenue Sources.....	60
Expenditure Detail	61

Flag Ship Community Reinvestment Area

Summary of Revenues and Expenditures.....	63
Revenue Sources.....	64
Expenditure Detail	65

Ogden River Redevelopment Project Area

Summary of Revenues and Expenditures.....	67
Revenue Sources.....	68
Expenditure Detail	69

South Wall Economic Development Project Area

Summary of Revenues and Expenditures.....	71
Revenue Sources.....	72
Expenditure Detail	73

Trackline Economic Development Project Area

Summary of Revenues and Expenditures.....	75
Revenue Sources.....	76
Expenditure Detail	77

East Washington Urban Renewal Area

Summary of Revenues and Expenditures.....	79
Revenue Sources.....	80
Expenditure Detail	81

Table of Contents (continued)

Kiesel Community Development Project Area

Summary of Revenues and Expenditures.....	83
Revenue Sources.....	84
Expenditure Detail	85

Adams Community Reinvestment Area

Summary of Revenues and Expenditures.....	87
Revenue Sources.....	88
Expenditure Detail	89

Continental Community Reinvestment Area

Summary of Revenues and Expenditures.....	91
Revenue Sources.....	92
Expenditure Detail	93

RDA Housing Fund

Summary of Revenues and Expenditures.....	95
Revenue Sources.....	96
Expenditure Detail	97

RESOLUTION NO. 2023-10

RESOLUTION OF THE BOARD OF DIRECTORS OF THE OGDEN CITY REDEVELOPMENT AGENCY ADOPTING THE ANNUAL BUDGET FOR FISCAL YEAR 2023-2024 AS REQUIRED BY SECTION 17C-1-601.5, UTAH CODE ANNOTATED, 1953.


WHEREAS, the Board of Directors of the Ogden City Redevelopment Agency has caused an annual budget to be prepared for the Fiscal Year 2023-2024; and

WHEREAS, it is required by Section 17C-1-601.5, Utah Code Annotated, 1953, as amended, that each redevelopment agency prepare and adopt an annual budget for each fiscal year; and

WHEREAS, the Ogden City Redevelopment Agency has adhered to appropriate public hearing requirements as required by law.


NOW, THEREFORE, BE IT RESOLVED by the Board of Directors of the Ogden City Redevelopment Agency that the budget for FY 2023-2024 be approved, adopted and made part of this resolution as Attachment "A."

PASSED AND ADOPTED by the Board of Directors of the Ogden City Redevelopment Agency this 13th day of June 2023.


Angela Choberka (Jun 14, 2023 15:42 MDT)


Chair

ATTEST:


Tracy Hansen
Ogden City Recorder



APPROVED AS TO FORM: AMB 5/3/23
LEGAL DATE

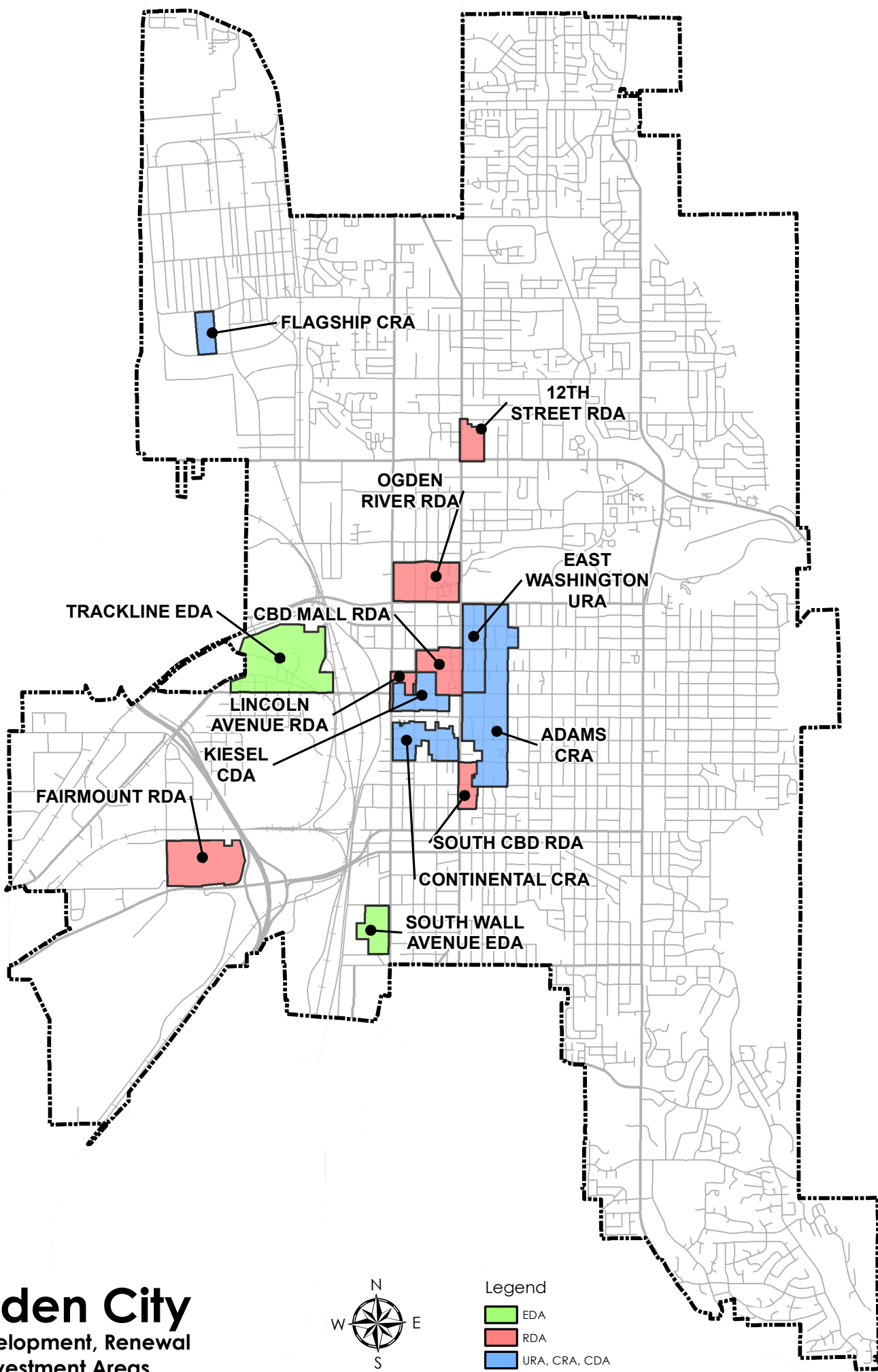

Annemarie Birk (Jun 14, 2023 15:14 MDT)

Fiscal Year 2024

Redevelopment Agency Budget Guidelines

Each year the Redevelopment Agency (RDA) establishes Budget Guidelines to assist in the development, review and approval of the RDA annual budget and future budget amendments. These guidelines provide direction and are policy of the city in these specific areas. Quarterly, annual, and periodic reports are to be provided as defined by the Board.

1. **Periodic Reports.** The details of the periodic reports will depend on the complexity of the specific project. The details and reporting frequency will be determined by the Board with input from the Administration.
 - a. Information on projects of specific interest to the Board
 - b. A written report is not required
2. **Quarterly Reports.** Quarterly reports regarding the status and progress for RDA projects may be presented at a work session and should address specific projects of interest to the Board. A list of projects to be addressed will be provided to Administrative staff at least three (3) days prior to the work session.
 - a. Major projects
 - b. Status and progress of projects as requested by the Board
 - c. A written report is not required
3. **Annual Report.** The Annual Report shall cover information for the prior fiscal year and shall include audited financial information. The annual report shall be presented at the RDA Meeting held in February.
 - a. Accomplishments
 - b. Activity in each project area
 - c. Financial position of each project area (audited)
 - d. Budget to actual comparison for each project area
4. **Financial Tracking of RDA Project Areas and Projects.** The financial progress of each major RDA project within each RDA project area will be monitored. Summary reports will be submitted every April 1, and October 1. The Administration will provide information regarding all new projects as such projects are proposed. All reports should include the approved sources and proposed uses of funds to be expended (RDA and City).



List of Project Areas

REDEVELOPMENT PROJECT AREAS

CBD MALL (1977). Originally created to facilitate the development of the Ogden City Mall. After exceeding its useful life, the Mall was demolished in 2002 and the site was approved in 2004 for a new mixed-use lifestyle center now known as The Junction. **The expiration date of the project area was extended by vote of the taxing entities committee from tax year 2014 to 2026.**

12TH STREET (1987). Created to assist with the demolition of the old Weber High School property at 12th Street and Washington Blvd. in preparation of development of a commercial center. **Beginning in 2016 tax increment may only be used for recreation center purposes until 2022.**

SOUTH CBD (1987). Created to facilitate improvement and expansion of an automobile dealership in the downtown area. **Beginning in 2016 tax increment may only be used for recreation center purposes until 2022.**

LINCOLN AVENUE (1987). Created to assist with redevelopment of a two-block industrial area in the northwest section of downtown. **Beginning in 2018 tax increment may only be used for recreation center purposes until 2024.**

FAIRMOUNT (1992). Created to assist in the redevelopment of the closed Volvo White GMC heavy truck plant. **Beginning in 2018 tax increment may only be used for recreation center purposes until 2024.**

OGDEN RIVER (2002). Created to facilitate redevelopment of the river neighborhood along the Ogden River between Washington Boulevard and Wall Avenue on the north boundary of the Central Business District. **The expiration date of the project area was extended by vote of the taxing entities committee from tax year 2017 to 2027.**

URBAN RENEWAL AREAS

EAST WASHINGTON (2010). Created to facilitate retail development on the east side of Washington Blvd. between 20th and 24th streets. Residential development may also be assisted as opportunities arise. **Expires 2031.**

COMMUNITY DEVELOPMENT PROJECT AREAS

KIESEL (2015). Created for the purpose of supporting the redevelopment of historic buildings, strengthening Ogden's employment and tax base, and creating a mechanism to support additional downtown parking. **Expires 2025.**

COMMUNITY REINVESTMENT AREAS

ADAMS (2017). Created to facilitate the restoration/revitalization of historic buildings, strengthen Ogden's employment and tax bases, create or sustain desirable and attainable single-family and multi-family dwellings units, and support more efficient and accessible parking for the Area and the adjacent downtown. **Expires 2044.**

CONTINENTAL (2019). Created for the purpose to promote a downtown mixed-use neighborhood that would create and sustain a desirable quality of life while incorporating land uses, urban design, and development strategies that are in line with Ogden's General Plan. **Term of the Community Reinvestment Area is 22 years.**

FLAGSHIP (2021). Created for the purpose to support Amer Sports' expansion of their warehousing and distribution operations. The expansion will allow Amer Sports to grow operations within the Business Depot Ogden. **Term of the Community Reinvestment Area is 10 years.**

ECONOMIC DEVELOPMENT PROJECT AREAS

SOUTH WALL (2012). Created to facilitate the attraction of new and the expansion of existing automobile dealerships along Wall Avenue. **Expires 2022.**

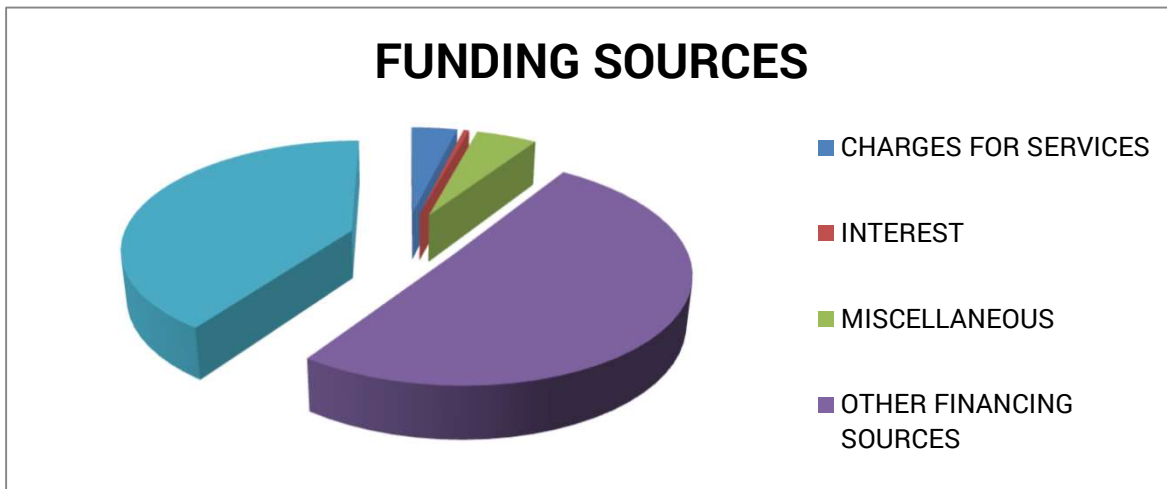
TRACKLINE (2013). Created to facilitate the attraction of new commercial and manufacturing businesses to the otherwise blighted area known as the Ogden Stockyards. **Expires 2033.**

OGDEN REDEVELOPMENT AGENCY

2023 - 2024 ADOPTED BUDGET

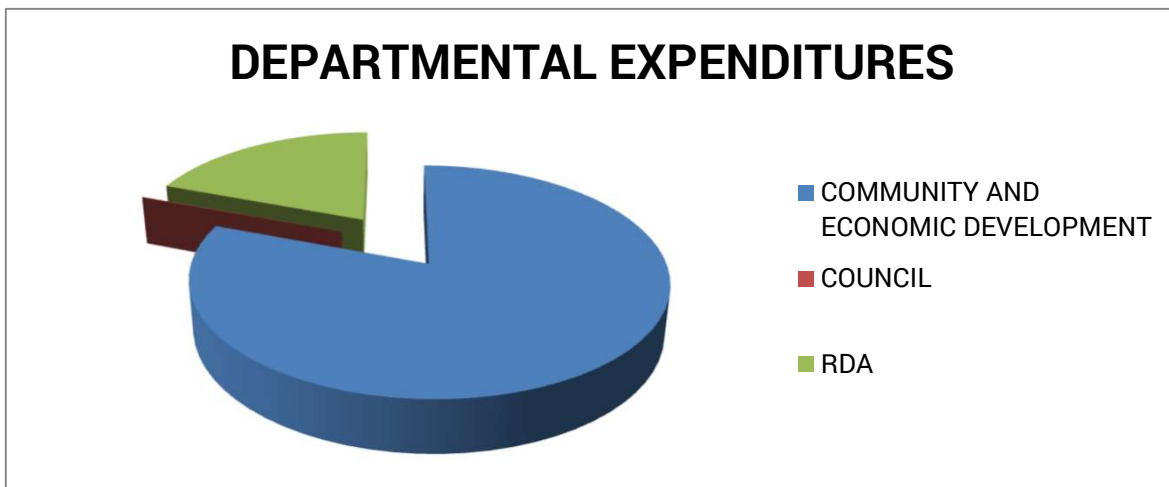
FUNDING SOURCES

CHARGES FOR SERVICES	600,000	3.80%
INTEREST	73,750	0.47%
MISCELLANEOUS	800,000	5.07%
OTHER FINANCING SOURCES	7,942,725	50.37%
TAXES	6,352,525	40.28%
	<u>15,769,000</u>	<u>100%</u>



DEPARTMENTAL EXPENDITURES

COMMUNITY AND ECONOMIC DEVELOPMENT	12,722,450	80.68%
COUNCIL	12,000	0.08%
RDA	3,034,550	19.24%
	<u>15,769,000</u>	<u>100%</u>

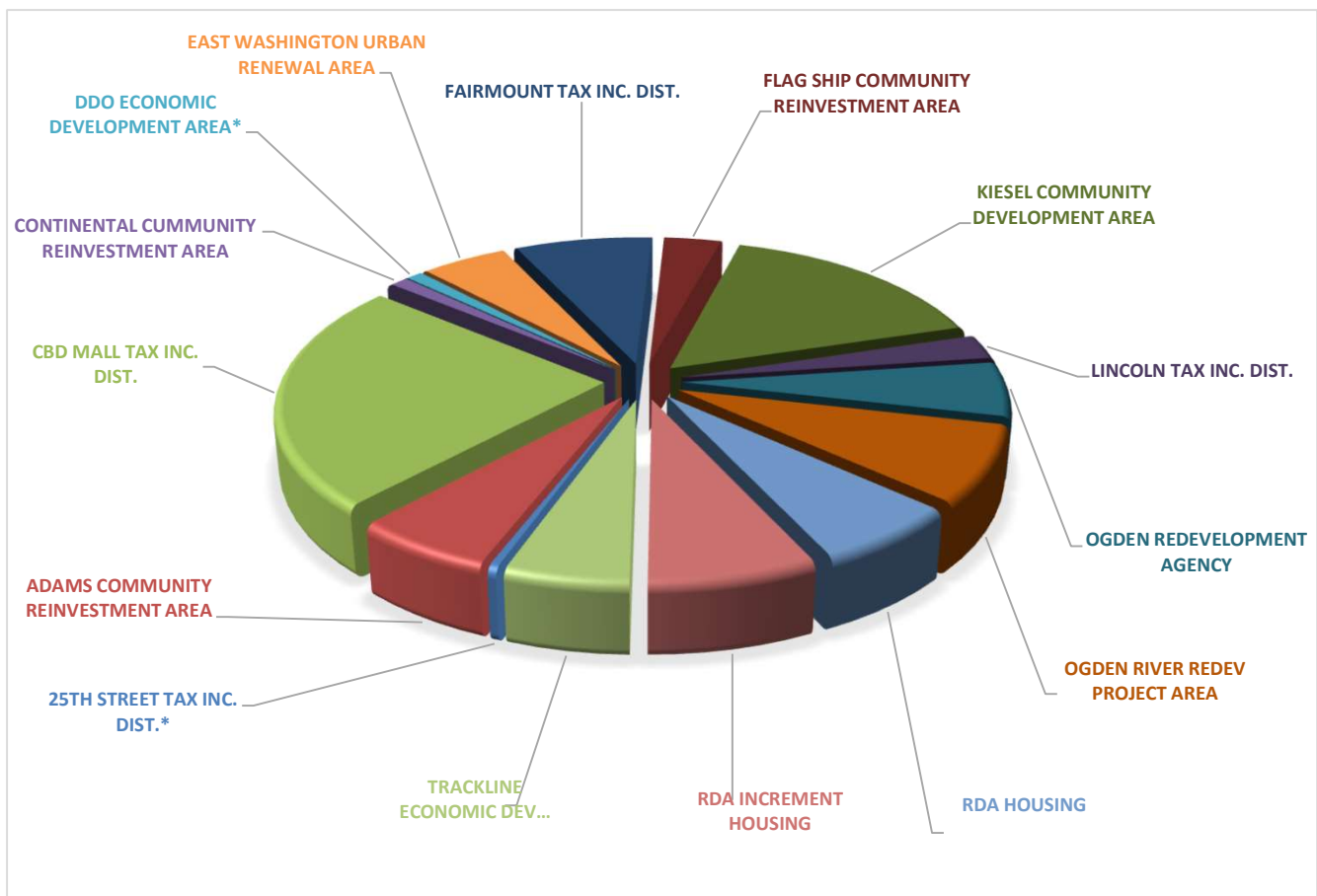


OGDEN REDEVELOPMENT AGENCY

2023-2024 ADOPTED BUDGET

REVENUE SUMMARY

25TH STREET TAX INC. DIST.*	60,200	0.38%
ADAMS COMMUNITY REINVESTMENT AREA	950,100	6.03%
CBD MALL TAX INC. DIST.	3,781,700	23.98%
CONTINENTAL CUMMUNITY REINVESTMENT AREA	161,000	1.02%
DDO ECONOMIC DEVELOPMENT AREA*	150,000	0.95%
EAST WASHINGTON URBAN RENEWAL AREA	789,000	5.00%
FAIRMOUNT TAX INC. DIST.	1,257,500	7.97%
FLAG SHIP COMMUNITY REINVESTMENT AREA	523,375	3.32%
KIESEL COMMUNITY DEVELOPMENT AREA	2,533,900	16.07%
LINCOLN TAX INC. DIST.	404,675	2.57%
OGDEN REDEVELOPMENT AGENCY	898,675	5.70%
OGDEN RIVER REDEV PROJECT AREA	1,270,000	8.05%
RDA HOUSING	1,003,275	6.36%
RDA INCREMENT HOUSING	1,144,600	7.26%
TRACKLINE ECONOMIC DEV AREA	841,000	5.33%
	15,769,000	100%



*EXPIRED DISTRICT RECEIVING RESIDUAL AMOUNTS

OGDEN REDEVELOPMENT AGENCY

2023-2024 ADOPTED BUDGET

REVENUE SUMMARY REPORT

	2022 ACTUAL	2023 ADOPTED	2024 BUDGET
OGDEN REDEVELOPMENT AGENCY			
INTEREST	(8,867)	3,300	6,500
MISCELLANEOUS	15,000	25,275	-
OTHER FINANCING SOURCES	111,300	131,100	892,175
	117,433	159,675	898,675
FAIRMOUNT TAX INC. DIST.			
INTEREST	(21,675)	3,500	7,500
TAXES	1,807,041	1,268,000	1,250,000
	1,785,366	1,271,500	1,257,500
CBD MALL TAX INC. DIST.			
CHARGES FOR SERVICES	973,309	600,000	600,000
INTEREST	(47,993)	32,000	37,000
MISCELLANEOUS	5,785	-	-
OTHER FINANCING SOURCES	2,048,800	2,209,000	2,024,550
TAXES	1,218,929	1,250,000	1,120,150
	4,198,830	4,091,000	3,781,700
SOUTH CBD TAX INC. DIST.*			
INTEREST	(1,081)	200	-
TAXES	42,754	44,000	-
	41,673	44,200	-
LINCOLN TAX INC. DIST.			
INTEREST	(8,444)	1,900	4,675
TAXES	392,042	442,000	400,000
	383,598	443,900	404,675
WASHINGTON BLVD TAX INC. DIST.*			
INTEREST	(41)	-	-
	(41)	-	-
LESTER PARK TAX INC. DIST.*			
INTEREST	(673)	-	-
	(673)	-	-
GOLDEN LINKS TAX INC. DIST.*			
INTEREST	(4)	-	-
	(4)	-	-
PARK BLVD. TAX INC. DIST.*			
INTEREST	(232)	-	-
	(232)	-	-
25TH STREET TAX INC. DIST.*			
INTEREST	(24,194)	-	-
OTHER FINANCING SOURCES	260,000	-	60,200
	235,806	-	60,200
ST. BENEDICTS TAX INC. DIST.*			
INTEREST	(7)	-	-
	(7)	-	-

OGDEN REDEVELOPMENT AGENCY

2023-2024 ADOPTED BUDGET

REVENUE SUMMARY REPORT

	2022 ACTUAL	2023 ADOPTED	2024 BUDGET
UNION GARDENS TAX INC. DIST.*			
INTEREST	(4)	-	-
	(4)	-	-
12TH STREET TAX INC. DIST.*			
INTEREST	(2,771)	600	-
TAXES	188,933	205,000	-
	186,162	205,600	-
UNION STATION TAX INC. DIST.			
INTEREST	-	100	-
OTHER FINANCING SOURCES	-	318,000	-
	-	318,100	-
DDO ECONOMIC DEVELOPMENT PROJECT AREA*			
INTEREST	12,250	-	-
MISCELLANEOUS	150,000	150,000	150,000
	162,250	150,000	150,000
AMERICAN CAN TAX INC. DIST.*			
INTEREST	(7,952)	-	-
	(7,952)	-	-
FLAG SHIP COMMUNITY REINVESTMENT AREA			
INTEREST	-	100	1,000
TAXES	-	290,000	522,375
	-	290,100	523,375
WALL AVENUE TAX INC. DIST.*			
INTEREST	(9,977)	-	-
	(9,977)	-	-
WEST 12TH TAX INC. DIST.*			
INTEREST	(11,662)	-	-
	(11,662)	-	-
HINCKLEY DR TAX INC. DIST.*			
INTEREST	(13,309)	-	-
	(13,309)	-	-
OGDEN RIVER REDEV. PROJECT AREA			
CHARGES FOR SERVICES	650	-	-
INTEREST	(11,535)	3,200	3,000
MISCELLANEOUS	-	-	650,000
OTHER FINANCING SOURCES	170,000	320,000	150,000
TAXES	394,427	340,000	467,000
	553,542	663,200	1,270,000
HINCKLEY AIRPORT TAX INC. DIST.*			
INTEREST	(9,884)	-	-
TAXES	211,659	-	-
	201,775	-	-

OGDEN REDEVELOPMENT AGENCY

2023-2024 ADOPTED BUDGET

REVENUE SUMMARY REPORT

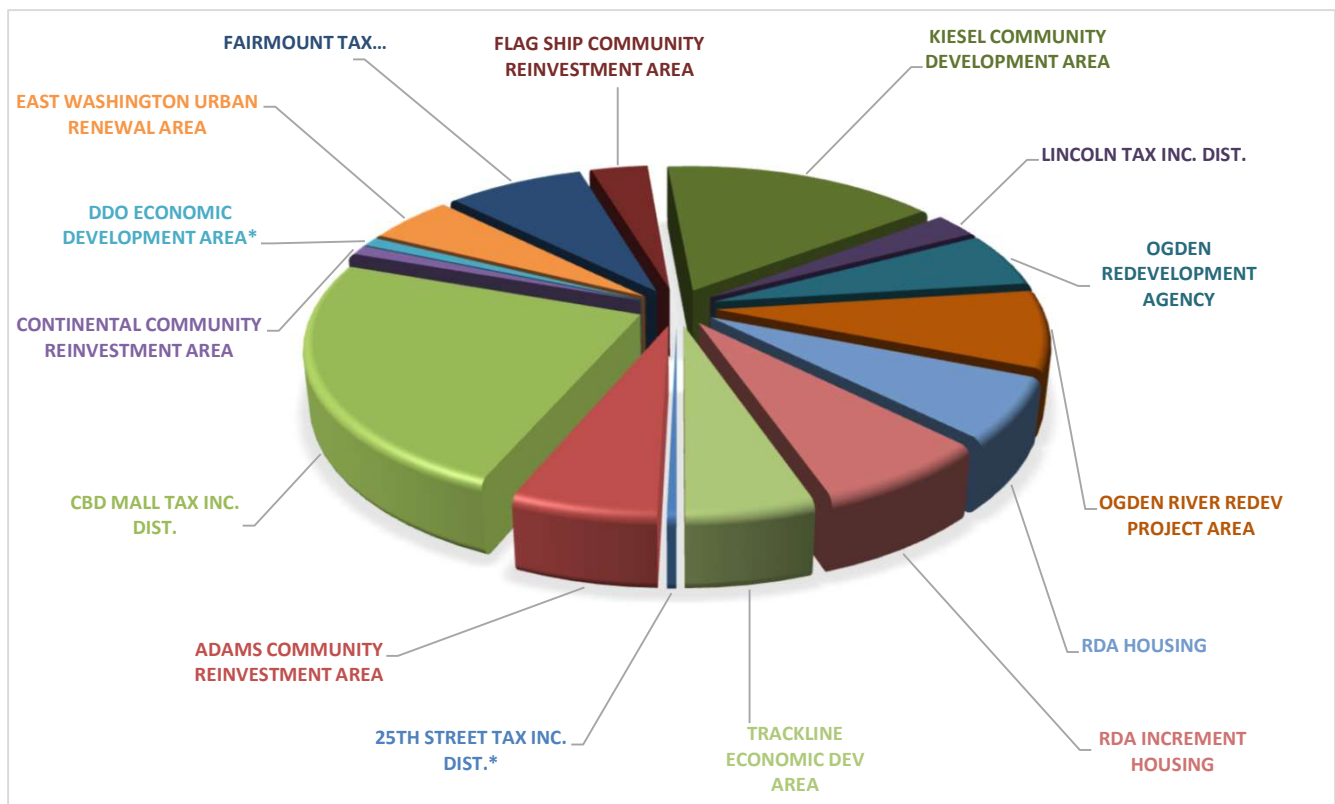
	2022 ACTUAL	2023 ADOPTED	2024 BUDGET
SOUTH WALL ECONOMIC DEV. AREA*			
INTEREST	(3,012)	550	-
TAXES	152,847	140,000	-
	149,835	140,550	-
TRACKLINE ECONOMIC DEV. AREA			
INTEREST	(8,481)	-	-
OTHER FINANCING SOURCES	2,176,350	500,000	300,000
TAXES	462,533	420,000	541,000
	2,630,402	920,000	841,000
EAST WASHINGTON URBAN RENEWAL AREA			
INTEREST	(12,027)	2,600	6,100
OTHER FINANCING SOURCES	-	-	340,900
TAXES	355,603	360,000	442,000
	343,576	362,600	789,000
KIESEL COMMUNITY DEVELOPMENT PROJECT AREA			
CHARGES FOR SERVICES	33,000	-	-
INTEREST	(9,555)	1,300	3,600
OTHER FINANCING SOURCES	-	-	2,030,300
TAXES	537,775	400,000	500,000
	561,220	401,300	2,533,900
ADAMS COMMUNITY REINVESTMENT AREA			
INTEREST	(14,207)	1,800	100
TAXES	779,057	240,000	950,000
	764,850	241,800	950,100
CONTINENTAL COMMUNITY REINVESTMENT AREA			
CHARGES FOR SERVICES	1,229	-	-
INTEREST	(53,701)	900	1,000
OTHER FINANCING SOURCES	4,443,785	2,431,875	-
TAXES	148,350	93,000	160,000
	4,539,663	2,525,775	161,000
RDA HOUSING			
CHARGES FOR SERVICES	54,004	-	-
INTEREST	(16,199)	3,275	3,275
MISCELLANEOUS	100,000	-	-
OTHER FINANCING SOURCES	1,821,800	1,794,225	2,144,600
	1,959,606	1,797,500	2,147,875
GRAND TOTAL:	18,771,726	14,026,800	15,769,000

OGDEN REDEVELOPMENT AGENCY

2023-2024 ADOPTED BUDGET

APPROPRIATIONS BY FUND

25TH STREET TAX INC. DIST.*	60,200	0.38%
ADAMS COMMUNITY REINVESTMENT AREA	950,100	6.03%
CBD MALL TAX INC. DIST.	3,781,700	23.98%
CONTINENTAL COMMUNITY REINVESTMENT AREA	161,000	1.02%
DDO ECONOMIC DEVELOPMENT AREA*	150,000	0.95%
EAST WASHINGTON URBAN RENEWAL AREA	789,000	5.00%
FAIRMOUNT TAX INC. DIST.	1,257,500	7.97%
FLAG SHIP COMMUNITY REINVESTMENT AREA	523,375	3.32%
KIESEL COMMUNITY DEVELOPMENT AREA	2,533,900	16.07%
LINCOLN TAX INC. DIST.	404,675	2.57%
OGDEN REDEVELOPMENT AGENCY	898,675	5.70%
OGDEN RIVER REDEV PROJECT AREA	1,270,000	8.05%
RDA HOUSING	1,003,275	6.36%
RDA INCREMENT HOUSING	1,144,600	7.26%
TRACKLINE ECONOMIC DEV AREA	841,000	5.33%
	15,769,000	100%



*EXPIRED DISTRICT RECEIVING RESIDUAL AMOUNTS

OGDEN REDEVELOPMENT AGENCY

2023-2024 ADOPTED BUDGET

APPROPRIATIONS BY FUND REPORT

	2021 ACTUAL	2022 ADOPTED	2023 BUDGET
OGDEN REDEVELOPMENT AGENCY			
COUNCIL	-	12,000	12,000
RDA	137,979	147,675	886,675
	137,979	159,675	898,675
FAIRMOUNT TAX INC. DIST.			
COMMUNITY AND ECONOMIC DEVELOPMENT	1,165,000	1,271,500	1,257,500
	1,165,000	1,271,500	1,257,500
CBD MALL TAX INC. DIST.			
COMMUNITY AND ECONOMIC DEVELOPMENT	3,630,981	4,091,000	3,781,700
	3,630,981	4,091,000	3,781,700
SOUTH CBD TAX INC. DIST.*			
COMMUNITY AND ECONOMIC DEVELOPMENT	40,500	44,200	-
	40,500	44,200	-
LINCOLN TAX INC. DIST.			
COMMUNITY AND ECONOMIC DEVELOPMENT	406,500	443,900	404,675
	406,500	443,900	404,675
25TH STREET TAX INC. DIST.*			
COMMUNITY AND ECONOMIC DEVELOPMENT	263,967	-	60,200
	263,967	-	60,200
12TH STREET TAX INC. DIST.*			
COMMUNITY AND ECONOMIC DEVELOPMENT	186,800	205,600	-
	186,800	205,600	-
UNION STATION TAX INC. DIST.			
COMMUNITY AND ECONOMIC DEVELOPMENT	-	318,100	-
	-	318,100	-
DDO ECONOMIC DEVELOPMENT PROJECT AREA*			
COMMUNITY AND ECONOMIC DEVELOPMENT	150,000	150,000	150,000
	150,000	150,000	150,000
FLAG SHIP COMMUNITY REINVESTMENT AREA			
COMMUNITY AND ECONOMIC DEVELOPMENT	-	290,100	523,375
	-	290,100	523,375

OGDEN REDEVELOPMENT AGENCY

2023-2024 ADOPTED BUDGET

APPROPRIATIONS BY FUND REPORT

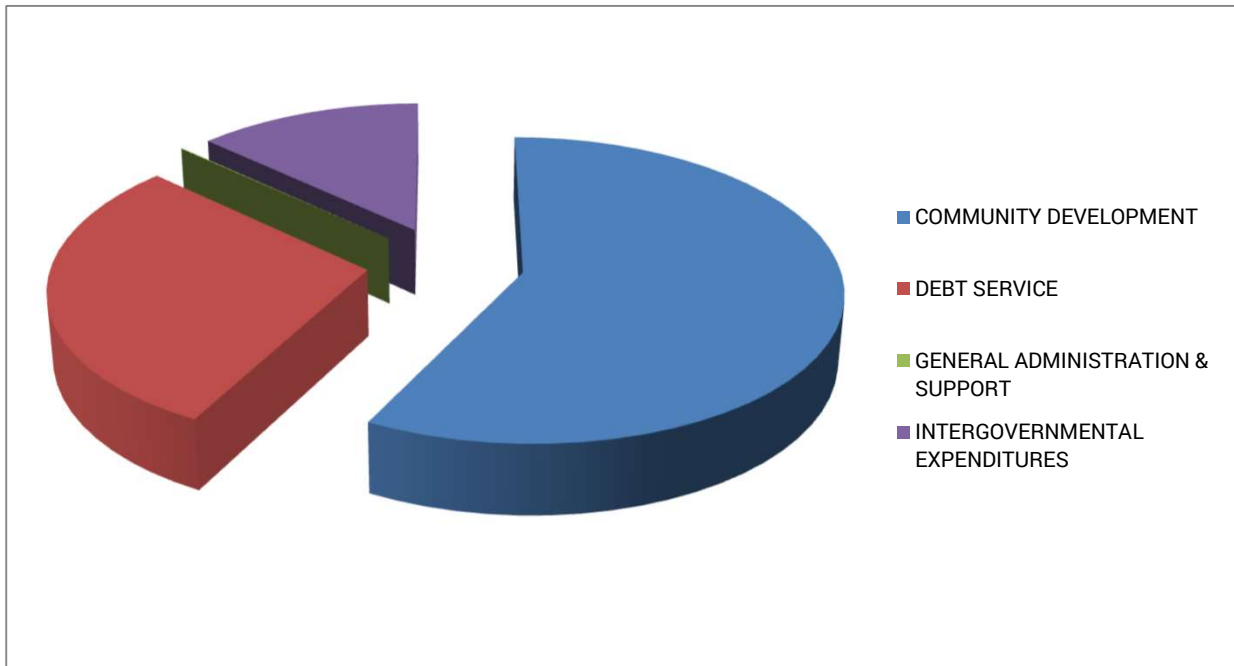
	2021 ACTUAL	2022 ADOPTED	2023 BUDGET
OGDEN RIVER REDEV. PROJECT AREA			
COMMUNITY AND ECONOMIC DEVELOPMENT	420,762	663,200	1,270,000
	420,762	663,200	1,270,000
HINCKLEY AIRPORT TAX INC. DIST.*			
COMMUNITY AND ECONOMIC DEVELOPMENT	229,863	-	-
	229,863	-	-
SOUTH WALL ECONOMIC DEV. AREA*			
COMMUNITY AND ECONOMIC DEVELOPMENT	134,528	140,550	-
	134,528	140,550	-
TRACKLINE ECONOMIC DEV. AREA			
COMMUNITY AND ECONOMIC DEVELOPMENT	3,369,632	920,000	841,000
	3,369,632	920,000	841,000
EAST WASHINGTON URBAN RENEWAL AREA			
COMMUNITY AND ECONOMIC DEVELOPMENT	202,821	362,600	789,000
	202,821	362,600	789,000
KIESEL COMMUNITY DEVELOPMENT PROJECT AREA			
COMMUNITY AND ECONOMIC DEVELOPMENT	479,564	401,300	2,533,900
	479,564	401,300	2,533,900
ADAMS COMMUNITY REINVESTMENT AREA			
COMMUNITY AND ECONOMIC DEVELOPMENT	185,710	241,800	950,100
	185,710	241,800	950,100
CONTINENTAL COMMUNITY REINVENSTMENT AREA			
COMMUNITY AND ECONOMIC DEVELOPMENT	2,296,782	2,525,775	161,000
	2,296,782	2,525,775	161,000
RDA HOUSING			
RDA	860,976	1,797,500	2,147,875
	860,976	1,797,500	2,147,875
GRAND TOTAL:	14,162,365	14,026,800	15,769,000

OGDEN REDEVELOPMENT AGENCY

2023 - 2024 ADOPTED BUDGET

PROGRAM SUMMARY

COMMUNITY DEVELOPMENT	9,087,475	57.63%
DEBT SERVICE	4,602,900	29.19%
GENERAL ADMINISTRATION & SUPPORT	12,000	0.08%
INTERGOVERNMENTAL EXPENDITURES	2,066,625	13.11%
	15,769,000	100%



OGDEN REDEVELOPMENT AGENCY
2023-2024 ADOPTED BUDGET
PROGRAM SUMMARY

	2021 ACTUAL	2022 ADOPTED	2023 BUDGET
<hr/>			
GENERAL ADMINISTRATION & SUPPORT			
OGDEN REDEVELOPMENT AGENCY			
COUNCIL			
<i>RDA BOARD</i>	-	12,000	12,000
<hr/>			
PROGRAM TOTAL:	-	12,000	12,000
<hr/> <hr/>			

*EXPIRED DISTRICT RECEIVING RESIDUAL AMOUNTS

**OGDEN REDEVELOPMENT AGENCY
2023-2024 ADOPTED BUDGET
PROGRAM SUMMARY**

	2021 ACTUAL	2022 ADOPTED	2023 BUDGET
COMMUNITY DEVELOPMENT			
OGDEN REDEVELOPMENT AGENCY			
RDA			
OGDEN RDA GENERAL OPERATIONS	137,979	147,675	886,675
FAIRMOUNT TAX INC. DIST.			
COMMUNITY AND ECONOMIC DEVELOPMENT			
TAX INCREMENT DISTRICTS	1,165,000	1,271,500	1,257,500
CBD MALL TAX INC. DIST.			
COMMUNITY AND ECONOMIC DEVELOPMENT			
TAX INCREMENT DISTRICTS	551,640	957,850	590,000
SOUTH CBD TAX INC. DIST. *			
COMMUNITY AND ECONOMIC DEVELOPMENT			
TAX INCREMENT DISTRICTS	40,500	44,200	-
LINCOLN TAX INC. DIST.			
COMMUNITY AND ECONOMIC DEVELOPMENT			
TAX INCREMENT DISTRICTS	406,500	443,900	404,675
25TH STREET TAX INC. DIST. *			
COMMUNITY AND ECONOMIC DEVELOPMENT			
TAX INCREMENT DISTRICTS	254,960	-	-
12TH STREET TAX INC. DIST. *			
COMMUNITY AND ECONOMIC DEVELOPMENT			
TAX INCREMENT DISTRICTS	186,800	205,600	-
UNION STATION TAX INC. DIST.			
COMMUNITY AND ECONOMIC DEVELOPMENT			
TAX INCREMENT DISTRICTS	-	318,100	-
FLAG SHIP COMMUNITY REINVESTMENT AREA			
COMMUNITY AND ECONOMIC DEVELOPMENT			
TAX INCREMENT DISTRICTS	-	246,600	445,000
OGDEN RIVER REDEV PROJECT AREA			
COMMUNITY AND ECONOMIC DEVELOPMENT			
TAX INCREMENT DISTRICTS	298,033	428,200	353,250
HINCKLEY AIRPORT*			
COMMUNITY AND ECONOMIC DEVELOPMENT			
TAX INCREMENT DISTRICTS	174,313	-	-
SOUTH WALL ECONOMIC DEV AREA*			
COMMUNITY AND ECONOMIC DEVELOPMENT			
TAX INCREMENT DISTRICTS	92,528	140,550	-
TRACKLINE ECONOMIC DEV AREA			
COMMUNITY AND ECONOMIC DEVELOPMENT			
TAX INCREMENT DISTRICTS	2,952,431	493,500	385,500

*EXPIRED DISTRICT RECEIVING RESIDUAL AMOUNTS

**OGDEN REDEVELOPMENT AGENCY
2023-2024 ADOPTED BUDGET
PROGRAM SUMMARY**

	2021 ACTUAL	2022 ADOPTED	2023 BUDGET
COMMUNITY DEVELOPMENT			
OGDEN REDEVELOPMENT AGENCY			
EAST WASHINGTON URBAN RENEWAL AREA			
COMMUNITY AND ECONOMIC DEVELOPMENT			
TAX INCREMENT DISTRICTS	124,771	281,600	689,550
KIESEL COMMUNITY DEVELOPMENT PROJECT AREA			
COMMUNITY AND ECONOMIC DEVELOPMENT			
TAX INCREMENT DISTRICTS	364,989	281,300	1,603,600
ADAMS COMMUNITY REINVESTMENT AREA			
COMMUNITY AND ECONOMIC DEVELOPMENT			
TAX INCREMENT DISTRICTS	117,010	169,800	615,100
CONTINENTAL COMMUNITY REINVESTMENT AREA			
COMMUNITY AND ECONOMIC DEVELOPMENT			
TAX INCREMENT DISTRICTS	2,155,437	2,360,050	39,100
RDA HOUSING			
RDA			
OGDEN RDA GENERAL OPERATIONS	585,549	1,317,375	1,817,525
PROGRAM TOTAL:	9,608,441	9,107,800	9,087,475

*EXPIRED DISTRICT RECEIVING RESIDUAL AMOUNTS

**OGDEN REDEVELOPMENT AGENCY
2023-2024 ADOPTED BUDGET
PROGRAM SUMMARY**

	2021 ACTUAL	2022 ADOPTED	2023 BUDGET
DEBT SERVICE			
CBD MALL TAX INC. DIST. COMMUNITY AND ECONOMIC DEVELOPMENT TAX INCREMENT DISTRICTS	3,079,340	3,133,150	3,191,700
25TH STREET TAX INC. DIST. * COMMUNITY AND ECONOMIC DEVELOPMENT TAX INCREMENT DISTRICTS	9,007	-	-
OGDEN RIVER REDEV PROJECT AREA COMMUNITY AND ECONOMIC DEVELOPMENT TAX INCREMENT DISTRICTS	25,904	150,000	150,000
TRACKLINE ECONOMIC DEV AREA COMMUNITY AND ECONOMIC DEVELOPMENT TAX INCREMENT DISTRICTS	317,001	321,500	320,250
KIESEL COMMUNITY DEVELOPMENT PROJECT AREA COMMUNITY AND ECONOMIC DEVELOPMENT TAX INCREMENT DISTRICTS	-	-	780,300
CONTINENTAL COMMUNITY REINVESTMENT AREA COMMUNITY AND ECONOMIC DEVELOPMENT TAX INCREMENT DISTRICTS	119,270	141,525	80,300
RDA HOUSING RDA OGDEN RDA GENERAL OPERATIONS	80,110	80,125	80,350
PROGRAM TOTAL:	3,630,633	3,826,300	4,602,900

*EXPIRED DISTRICT RECEIVING RESIDUAL AMOUNTS

**OGDEN REDEVELOPMENT AGENCY
2023-2024 ADOPTED BUDGET
PROGRAM SUMMARY**

	2021 ACTUAL	2022 ADOPTED	2023 BUDGET
INTERGOVERNMENTAL EXPENDITURES			
25TH STREET TAX INC. DIST. *			
COMMUNITY AND ECONOMIC DEVELOPMENT			
TAX INCREMENT DISTRICTS	-	-	60,200
DDO ECONOMIC DEVELOPMENT PROJECT AREA*			
COMMUNITY AND ECONOMIC DEVELOPMENT			
TAX INCREMENT DISTRICTS	150,000	150,000	150,000
FLAG SHIP COMMUNITY REINVESTMENT AREA			
COMMUNITY AND ECONOMIC DEVELOPMENT			
TAX INCREMENT DISTRICTS	-	43,500	78,375
OGDEN RIVER REDEV PROJECT AREA			
COMMUNITY AND ECONOMIC DEVELOPMENT			
TAX INCREMENT DISTRICTS	96,825	85,000	766,750
HINCKLEY AIRPORT*			
COMMUNITY AND ECONOMIC DEVELOPMENT			
TAX INCREMENT DISTRICTS	55,550	-	-
SOUTH WALL ECONOMIC DEV AREA*			
COMMUNITY AND ECONOMIC DEVELOPMENT			
TAX INCREMENT DISTRICTS	42,000	-	-
TRACKLINE ECONOMIC DEV AREA			
COMMUNITY AND ECONOMIC DEVELOPMENT			
TAX INCREMENT DISTRICTS	100,200	105,000	135,250
EAST WASHINGTON URBAN RENEWAL AREA			
COMMUNITY AND ECONOMIC DEVELOPMENT			
TAX INCREMENT DISTRICTS	78,050	81,000	99,450
KIESEL COMMUNITY DEVELOPMENT PROJECT AREA			
COMMUNITY AND ECONOMIC DEVELOPMENT			
TAX INCREMENT DISTRICTS	114,575	120,000	150,000
ADAMS COMMUNITY REINVESTMENT AREA			
COMMUNITY AND ECONOMIC DEVELOPMENT			
TAX INCREMENT DISTRICTS	68,700	72,000	335,000
CONTINENTAL COMMUNITY REINVESTMENT AREA			
COMMUNITY AND ECONOMIC DEVELOPMENT			
TAX INCREMENT DISTRICTS	22,075	24,200	41,600
RDA HOUSING			
RDA			
OGDEN RDA GENERAL OPERATIONS	195,317	400,000	250,000
PROGRAM TOTAL:	923,292	1,080,700	2,066,625
GRAND TOTAL:	14,162,365	14,026,800	15,769,000

*EXPIRED DISTRICT RECEIVING RESIDUAL AMOUNTS

OGDEN REDEVELOPMENT AGENCY FUND

OGDEN REDEVELOPMENT AGENCY
2023-2024 ADOPTED BUDGET
SUMMARY OF REVENUES AND EXPENDITURES
OGDEN REDEVELOPMENT AGENCY

	2022 ACTUAL	2023 ADOPTED	2024 BUDGET
OGDEN REDEVELOPMENT AGENCY			
REVENUES			
INTEREST	(8,867)	3,300	6,500
MISCELLANEOUS	15,000	25,275	-
OTHER FINANCING SOURCES	111,300	131,100	892,175
	117,433	159,675	898,675
EXPENDITURES			
OGDEN RDA GENERAL OPERATIONS	137,979	147,675	886,675
RDA BOARD	-	12,000	12,000
	137,979	159,675	898,675

**OGDEN REDEVELOPMENT AGENCY
2023-2024 ADOPTED BUDGET
FISCAL YEAR REVENUE BUDGET
OGDEN REDEVELOPMENT AGENCY**

	2022 ACTUAL	2023 7-MO ACTUAL	2023 ADOPTED	2024 BUDGET
INTEREST				
GENERAL	(8,867)	2,782	3,300	6,500
<i>Interest Income is any interest earned to positive cash balance</i>				
	(8,867)	2,782	3,300	6,500
MISCELLANEOUS				
OTHER	15,000	-	25,275	-
<i>Miscellaneous revenue is from the various districts to fund administrative costs.</i>				
	15,000	-	25,275	-
OTHER FINANCING SOURCES				
TRANSFERS	111,300	-	131,100	892,175
<i>Transfers are money transferred into the Redevelopment Agency to make debt payments.</i>				
	111,300	-	131,100	892,175
OGDEN REDEVELOPMENT AGENCY TOTAL	117,433	2,782	159,675	898,675

OGDEN REDEVELOPMENT AGENCY
2023-2024 ADOPTED BUDGET
SUMMARY OF DEPARTMENTAL EXPENDITURES
OGDEN REDEVELOPMENT AGENCY

	2022 ACTUAL	2023 7-MO ACTUAL	2023 ADOPTED	2024 BUDGET
COUNCIL				
CHARGES FOR SERVICES	-	-	12,000	12,000
	-	-	12,000	12,000

DIVISION SUMMARY

COUNCIL				
RDA BOARD	-	-	12,000	12,000
	-	-	12,000	12,000

FUNDING SOURCES

COUNCIL				
TRANSFER FROM OTHER FUNDS			12,000	12,000
			12,000	12,000

OGDEN REDEVELOPMENT AGENCY
2023-2024 ADOPTED BUDGET

**SUMMARY OF DEPARTMENTAL EXPENDITURES
OGDEN REDEVELOPMENT AGENCY**

	2022 ACTUAL	2023 7-MO ACTUAL	2023 ADOPTED	2024 BUDGET
RDA				
CHARGES FOR SERVICES	137,979	85,225	147,675	886,675
	137,979	85,225	147,675	886,675

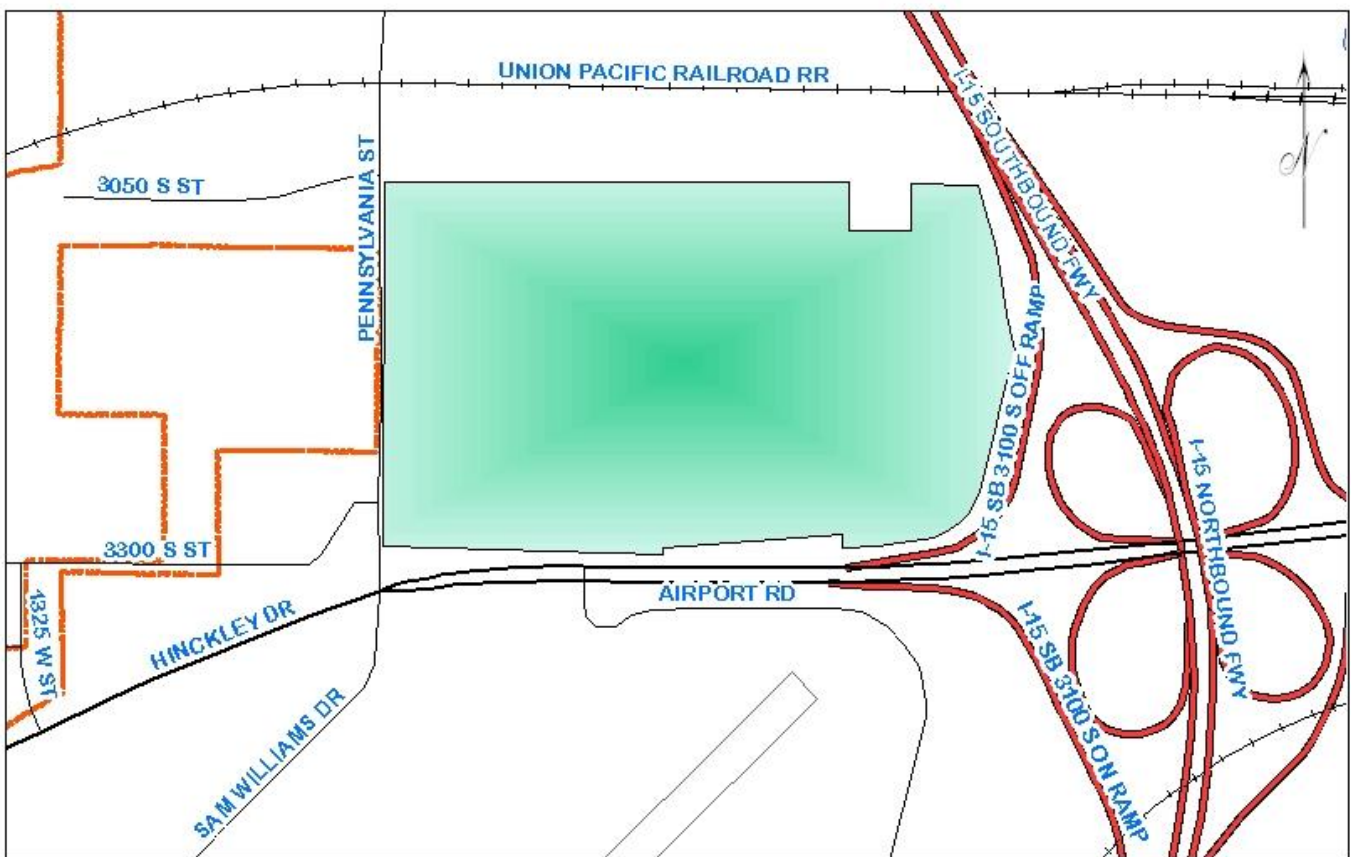
DIVISION SUMMARY

RDA				
OGDEN RDA GENERAL OPERATIONS	137,979	85,225	147,675	886,675
	137,979	85,225	147,675	886,675

FUNDING SOURCES

RDA				
INTEREST INCOME			3,300	6,500
MISCELLANEOUS			25,275	-
TRANSFER FROM OTHER FUNDS			119,100	880,175
			147,675	886,675

FAIRMOUNT DISTRICT



OGDEN REDEVELOPMENT AGENCY
2023-2024 ADOPTED BUDGET
SUMMARY OF REVENUES AND EXPENDITURES
FAIRMOUNT TAX INC. DIST.

	2022 ACTUAL	2023 ADOPTED	2024 BUDGET
FAIRMOUNT TAX INC. DIST.			
REVENUES			
INTEREST	(21,675)	3,500	7,500
TAXES	1,807,041	1,268,000	1,250,000
	1,785,366	1,271,500	1,257,500
EXPENDITURES			
TAX INCREMENT DISTRICTS	1,165,000	1,271,500	1,257,500
	1,165,000	1,271,500	1,257,500

OGDEN REDEVELOPMENT AGENCY
2023-2024 ADOPTED BUDGET
FISCAL YEAR REVENUE BUDGET
FAIRMOUNT TAX INC. DIST.

	2022 ACTUAL	2023 7-MO ACTUAL	2023 ADOPTED	2024 BUDGET
INTEREST				
GENERAL	(21,675)	8,129	3,500	7,500
<i>Interest Income is any interest earned to positive cash balance</i>				
	(21,675)	8,129	3,500	7,500
TAXES				
PROPERTY TAXES	1,807,041	484,951	1,268,000	1,250,000
<i>Property Taxes are assessed within the Fairmount Tax Increment District to fund improvements.</i>				
	1,807,041	484,951	1,268,000	1,250,000
FAIRMOUNT TAX INC. DIST. TOTAL	1,785,366	493,080	1,271,500	1,257,500

OGDEN REDEVELOPMENT AGENCY

2023-2024 ADOPTED BUDGET

SUMMARY OF DEPARTMENTAL EXPENDITURES FAIRMOUNT TAX INC. DIST.

	2022 ACTUAL	2023 7-MO ACTUAL	2023 ADOPTED	2024 BUDGET
COMMUNITY AND ECONOMIC DEVELOPMENT				
OTHER OPERATING EXPENSE	1,165,000	-	1,271,500	1,257,500
	1,165,000	-	1,271,500	1,257,500

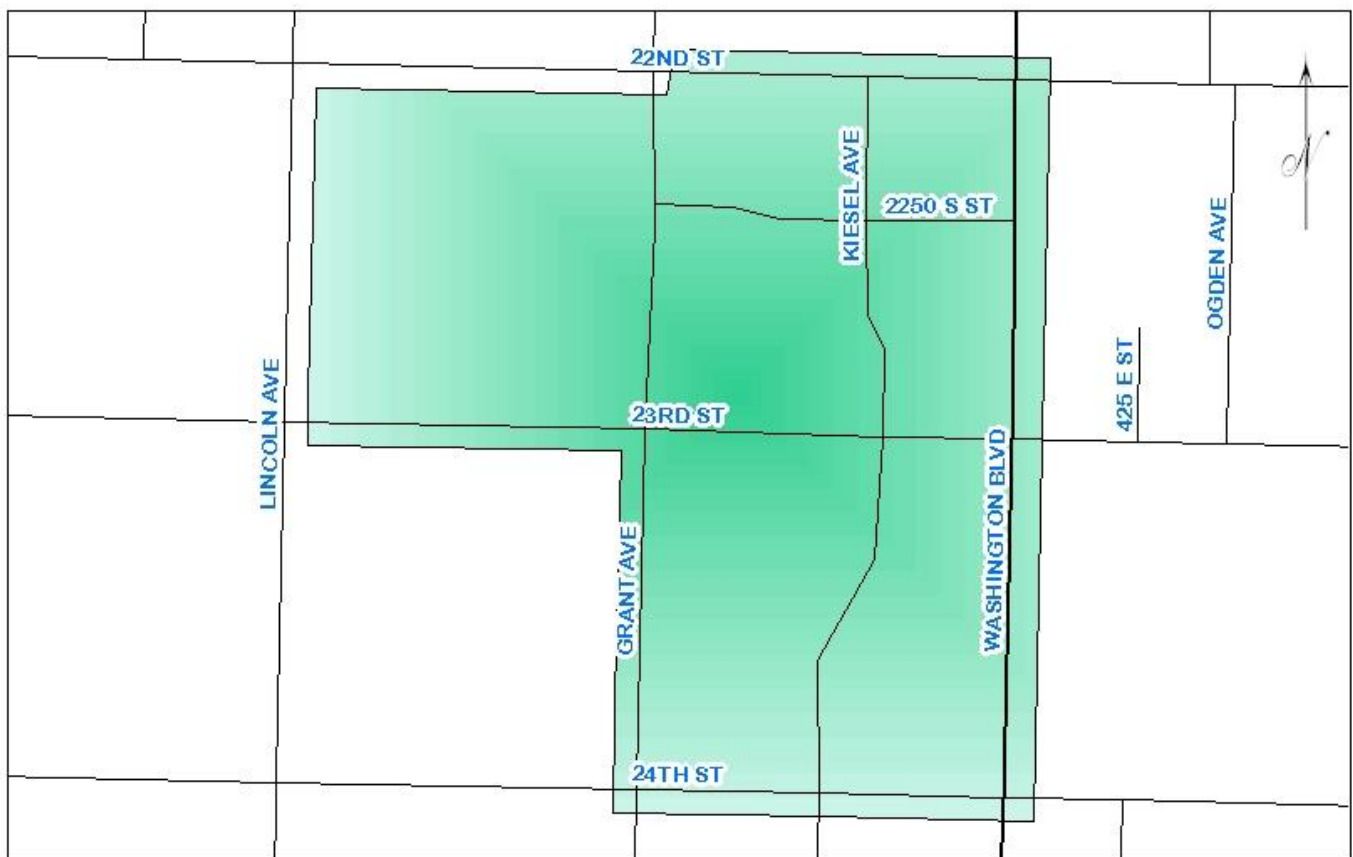
DIVISION SUMMARY

COMMUNITY AND ECONOMIC DEVELOPMENT TAX INCREMENT DISTRICTS	1,165,000	-	1,271,500	1,257,500
	1,165,000	-	1,271,500	1,257,500

FUNDING SOURCES

COMMUNITY AND ECONOMIC DEVELOPMENT INTEREST INCOME	3,500	7,500
TAX REVENUE	1,268,000	1,250,000
	1,271,500	1,257,500

CBD MALL DISTRICT



OGDEN REDEVELOPMENT AGENCY
2023-2024 ADOPTED BUDGET
SUMMARY OF REVENUES AND EXPENDITURES
CBD MALL TAX INC. DIST.

	2022 ACTUAL	2023 ADOPTED	2024 BUDGET
CBD MALL TAX INC. DIST.			
REVENUES			
CHARGES FOR SERVICES	973,309	600,000	600,000
INTEREST	(47,993)	32,000	37,000
MISCELLANEOUS	5,785	-	-
OTHER FINANCING SOURCES	2,048,800	2,209,000	2,024,550
TAXES	1,218,929	1,250,000	1,120,150
	4,198,830	4,091,000	3,781,700
EXPENDITURES			
DEBT SERVICE	3,079,340	3,133,150	3,191,700
TAX INCREMENT DISTRICTS	551,640	957,850	590,000
	3,630,981	4,091,000	3,781,700

**OGDEN REDEVELOPMENT AGENCY
2023-2024 ADOPTED BUDGET
FISCAL YEAR REVENUE BUDGET
CBD MALL TAX INC. DIST.**

	2022 ACTUAL	2023 7-MO ACTUAL	2023 ADOPTED	2024 BUDGET
CHARGES FOR SERVICES				
LEASE REVENUE	973,309	811,931	600,000	600,000
<i>Lease Revenue records the revenue from leasing operation primarily at the Rec Center.</i>				
	973,309	811,931	600,000	600,000
INTEREST				
GENERAL	(47,993)	28,214	32,000	37,000
<i>Interest Income is any interest earned to positive cash balance</i>				
	(47,993)	28,214	32,000	37,000
MISCELLANEOUS				
SALE OF ASSETS	5,785	-	-	-
<i>Sale of Assets revenue is generated through the occasional sale of fixed assets</i>				
	5,785	-	-	-
OTHER FINANCING SOURCES				
FUND BALANCE/CARRYOVER	-	-	-	124,550
<i>Fund balance carryover is the use of fund balance to help cover operating expenses.</i>				
BOND AND LOAN PROCEEDS	250,000	250,000	250,000	250,000
<i>Bond and loan proceeds are generally specified for a specific purpose.</i>				
TRANSFERS	1,798,800	-	1,959,000	1,650,000
<i>Transfers are money transferred in to the Redevelopment Agency to make payments.</i>				
	2,048,800	250,000	2,209,000	2,024,550
TAXES				
PROPERTY TAXES	1,218,929	990,299	1,250,000	1,120,150
<i>Property Taxes are assessed within the Central Business District (CBD) Tax Increment District to fund improvements</i>				
	1,218,929	990,299	1,250,000	1,120,150
CBD MALL TAX INC. DIST. TOTAL	4,198,830	2,080,444	4,091,000	3,781,700

OGDEN REDEVELOPMENT AGENCY
2023-2024 ADOPTED BUDGET
SUMMARY OF DEPARTMENTAL EXPENDITURES
CBD MALL TAX INC. DIST.

	2022 ACTUAL	2023 7-MO ACTUAL	2023 ADOPTED	2024 BUDGET
COMMUNITY AND ECONOMIC DEVELOPMENT				
OTHER OPERATING EXPENSE	494,976	113,789	840,000	590,000
DEBT SERVICE	3,079,340	296,031	3,133,150	3,191,700
BUILDING	56,664	-	-	-
IMPROVEMENTS	-	-	117,850	-
	3,630,981	409,820	4,091,000	3,781,700

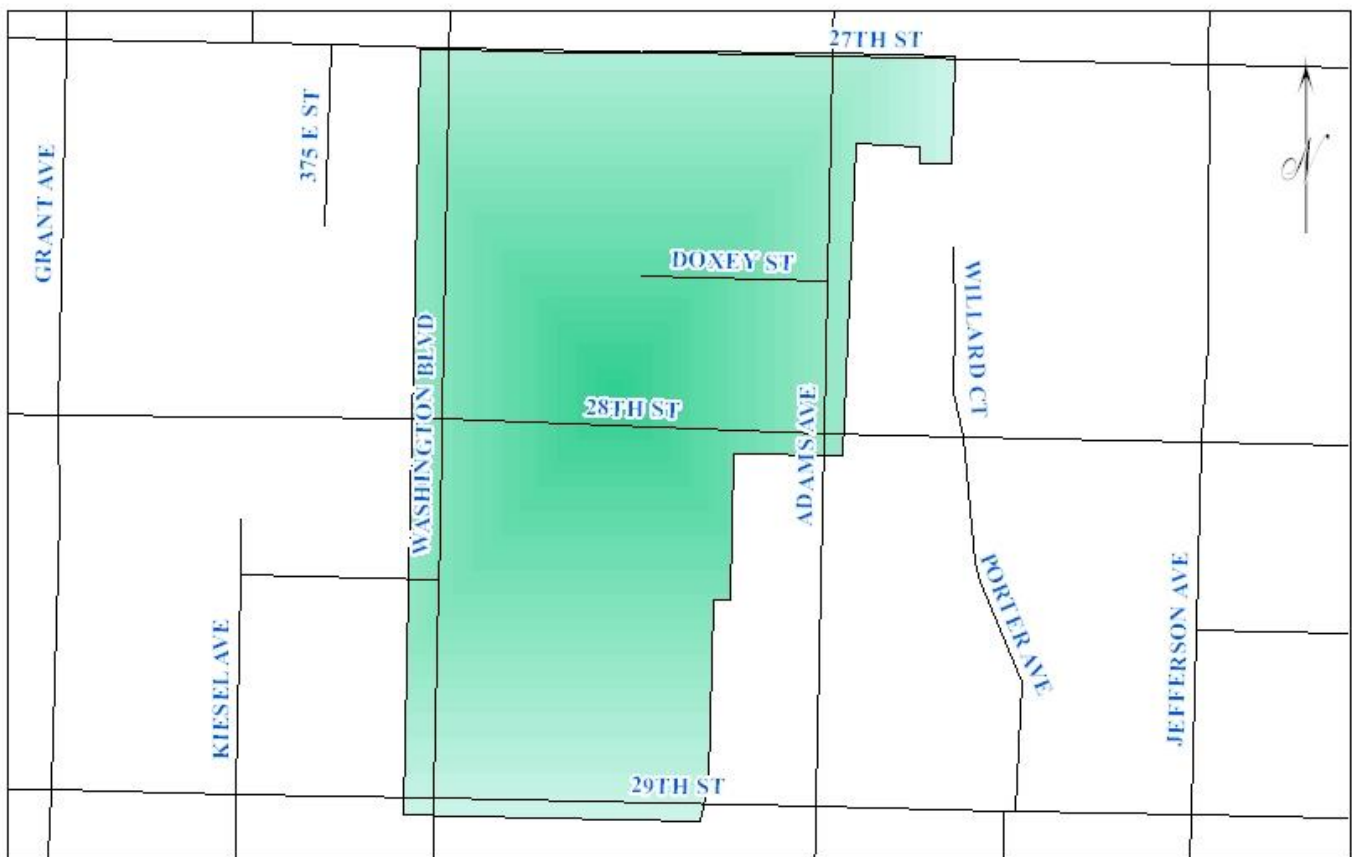
DIVISION SUMMARY

COMMUNITY AND ECONOMIC DEVELOPMENT TAX INCREMENT DISTRICTS	3,630,981	409,820	4,091,000	3,781,700
	3,630,981	409,820	4,091,000	3,781,700

FUNDING SOURCES

COMMUNITY AND ECONOMIC DEVELOPMENT		
CHARGES FOR SERVICES	600,000	600,000
INTEREST INCOME	32,000	37,000
OTHER FINANCING SOURCES	2,209,000	2,024,550
TAX REVENUE	1,250,000	1,120,150
	4,091,000	3,781,700

SOUTH CBD DISTRICT



OGDEN REDEVELOPMENT AGENCY
2023-2024 ADOPTED BUDGET
SUMMARY OF REVENUES AND EXPENDITURES
SOUTH CBD TAX INC. DIST.

	2022 ACTUAL	2023 ADOPTED	2024 BUDGET
SOUTH CBD TAX INC. DIST.			
REVENUES			
INTEREST	(1,081)	200	-
TAXES	42,754	44,000	-
	41,673	44,200	-
EXPENDITURES			
TAX INCREMENT DISTRICTS	40,500	44,200	-
	40,500	44,200	-

OGDEN REDEVELOPMENT AGENCY
2023-2024 ADOPTED BUDGET
FISCAL YEAR REVENUE BUDGET
SOUTH CBD TAX INC. DIST.

	2022 ACTUAL	2023 7-MO ACTUAL	2023 ADOPTED	2024 BUDGET
INTEREST				
GENERAL	(1,081)	463	200	-
<i>Interest Income is any interest earned to positive cash balance</i>				
	(1,081)	463	200	-
TAXES				
PROPERTY TAXES	42,754	44,267	44,000	-
<i>Property Taxes are assessed within the South Central Business District</i>				
<i>(CBD) Tax Increment District to fund improvements</i>				
	42,754	44,267	44,000	-
SOUTH CBD TAX INC. DIST. TOTAL	41,674	44,730	44,200	-

OGDEN REDEVELOPMENT AGENCY

2023-2024 ADOPTED BUDGET

SUMMARY OF DEPARTMENTAL EXPENDITURES

SOUTH CBD TAX INC. DIST.

	2022 ACTUAL	2023 7-MO ACTUAL	2023 ADOPTED	2024 BUDGET
COMMUNITY AND ECONOMIC DEVELOPMENT				

OTHER OPERATING EXPENSE	40,500	-	44,200	-
	40,500	-	44,200	-

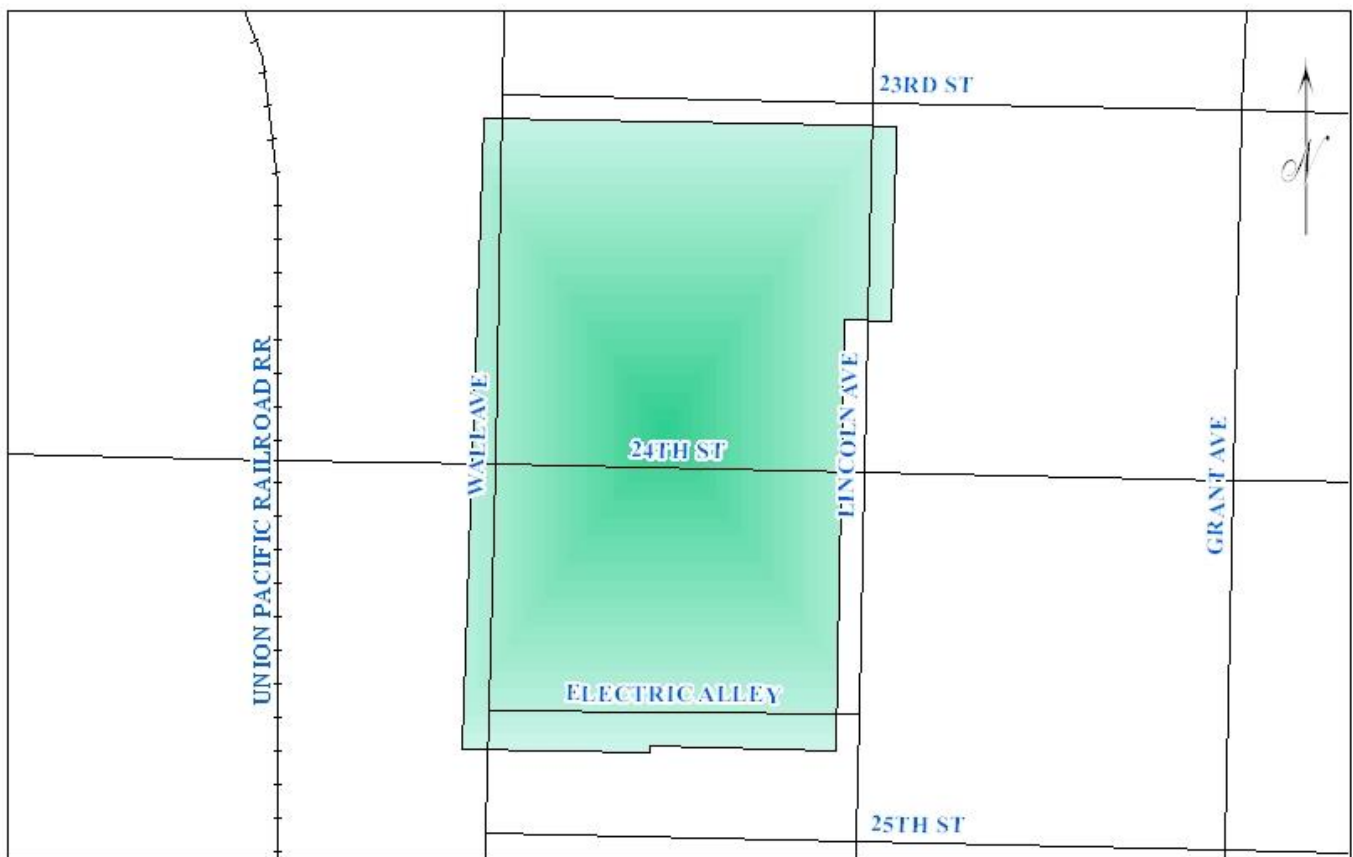
DIVISION SUMMARY

COMMUNITY AND ECONOMIC DEVELOPMENT TAX INCREMENT DISTRICTS	40,500	-	44,200	-
	40,500	-	44,200	-

FUNDING SOURCES

COMMUNITY AND ECONOMIC DEVELOPMENT INTEREST INCOME			200	-
TAX REVENUE			44,000	-
			44,200	-

LINCOLN DISTRICT



OGDEN REDEVELOPMENT AGENCY
2023-2024 ADOPTED BUDGET
SUMMARY OF REVENUES AND EXPENDITURES
LINCOLN TAX INC. DIST.

	2022 ACTUAL	2023 ADOPTED	2024 BUDGET
LINCOLN TAX INC. DIST.			
REVENUES			
INTEREST	(8,444)	1,900	4,675
TAXES	392,042	442,000	400,000
	383,598	443,900	404,675
EXPENDITURES			
TAX INCREMENT DISTRICTS	406,500	443,900	404,675
	406,500	443,900	404,675

OGDEN REDEVELOPMENT AGENCY
2023-2024 ADOPTED BUDGET
FISCAL YEAR REVENUE BUDGET
LINCOLN TAX INC. DIST.

	2022 ACTUAL	2023 7-MO ACTUAL	2023 ADOPTED	2024 BUDGET
INTEREST				
GENERAL	(8,444)	3,137	1,900	4,675
<i>Interest Income is any interest earned to positive cash balance</i>				
	(8,444)	3,137	1,900	4,675
TAXES				
PROPERTY TAXES	392,042	330,630	442,000	400,000
<i>Property Taxes are assessed within the Lincoln Tax Increment District to fund improvements</i>				
	392,042	330,630	442,000	400,000
LINCOLN TAX INC. DIST. TOTAL	383,598	333,767	443,900	404,675

OGDEN REDEVELOPMENT AGENCY
2023-2024 ADOPTED BUDGET

**SUMMARY OF DEPARTMENTAL EXPENDITURES
LINCOLN TAX INC. DIST.**

	2022 ACTUAL	2023 7-MO ACTUAL	2023 ADOPTED	2024 BUDGET
COMMUNITY AND ECONOMIC DEVELOPMENT				
OTHER OPERATING EXPENSE	406,500	-	443,900	404,675
	406,500	-	443,900	404,675

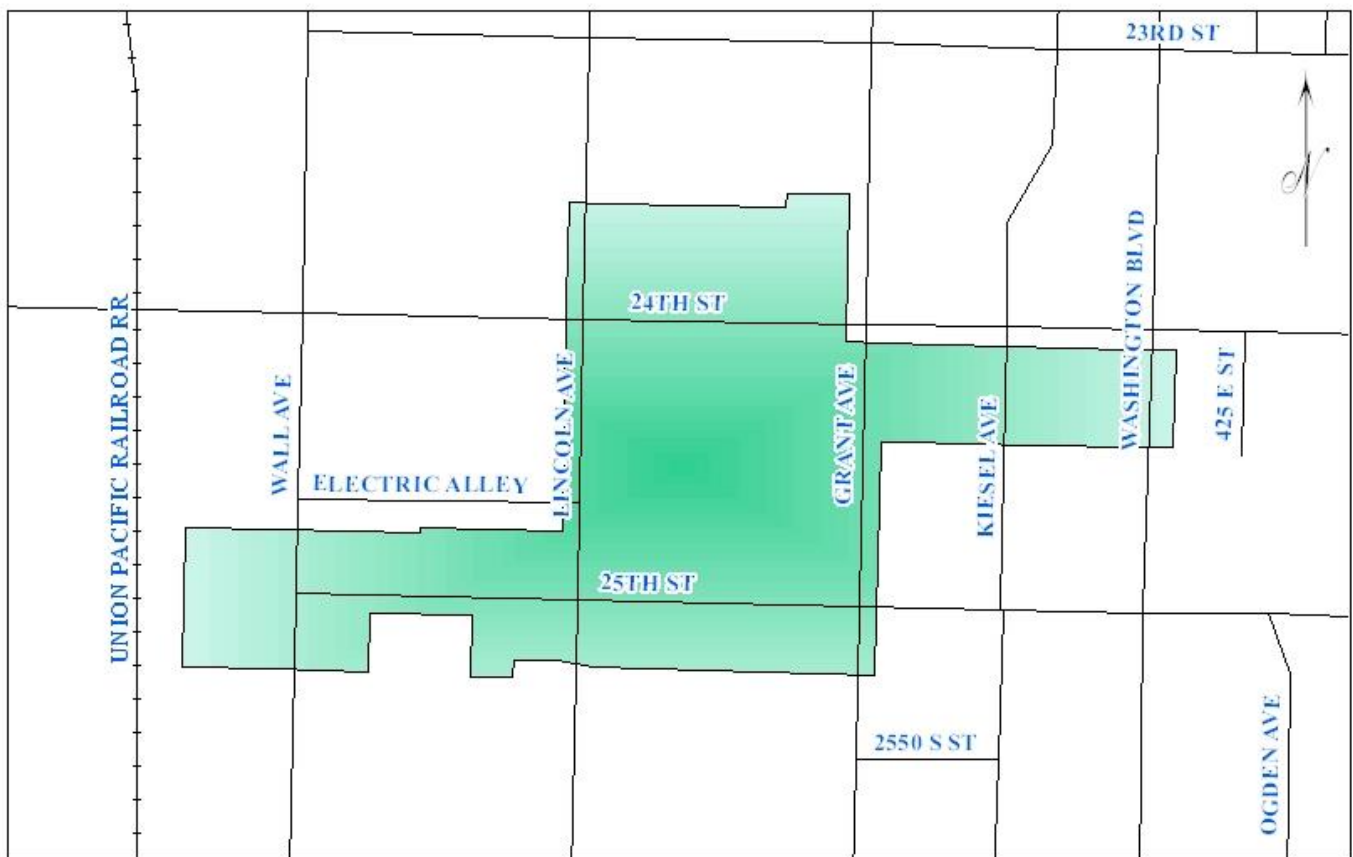
DIVISION SUMMARY

COMMUNITY AND ECONOMIC DEVELOPMENT TAX INCREMENT DISTRICTS	406,500	-	443,900	404,675
	406,500	-	443,900	404,675

FUNDING SOURCES

COMMUNITY AND ECONOMIC DEVELOPMENT INTEREST INCOME			1,900	4,675
TAX REVENUE			442,000	400,000
			443,900	404,675

25TH STREET DISTRICT



OGDEN REDEVELOPMENT AGENCY
2023-2024 ADOPTED BUDGET
SUMMARY OF REVENUES AND EXPENDITURES
25TH STREET TAX INC. DIST.

	2022 ACTUAL	2023 ADOPTED	2024 BUDGET
25TH STREET TAX INC. DIST.			
REVENUES			
INTEREST	(24,194)	-	-
OTHER FINANCING SOURCES	260,000	-	60,200
TAXES	-	-	-
	235,806	-	60,200
EXPENDITURES			
DEBT SERVICE	9,007	-	-
INTERFUND TRANSFERS	-	-	60,200
TAX INCREMENT DISTRICTS	254,960	-	-
	263,967	-	60,200

OGDEN REDEVELOPMENT AGENCY
2023-2024 ADOPTED BUDGET
FISCAL YEAR REVENUE BUDGET
25TH STREET TAX INC. DIST.

	2022 ACTUAL	2023 7-MO ACTUAL	2023 ADOPTED	2024 BUDGET
INTEREST				
GENERAL	(24,194)	7,356	-	-
<i>Interest Income is any interest earned to positive cash balance</i>				
	(24,194)	7,356	-	-
OTHER FINANCING SOURCES				
LOAN REPAYMENTS	260,000	-	-	60,200
<i>Miscellaneous revenue is from the various districts to fund administrative costs.</i>				
	260,000	-	-	60,200
25TH STREET TAX INC. DIST. TOTAL	235,806	7,356	-	60,200

OGDEN REDEVELOPMENT AGENCY
2023-2024 ADOPTED BUDGET
SUMMARY OF DEPARTMENTAL EXPENDITURES
25TH STREET TAX INC. DIST.

	2022 ACTUAL	2023 7-MO ACTUAL	2023 ADOPTED	2024 BUDGET
COMMUNITY AND ECONOMIC DEVELOPMENT				
OTHER OPERATING EXPENSES	254,960	-	-	-
DEBT SERVICE	9,007	-	-	-
OPERATING TRANSFERS	-	-	-	60,200
	263,967	-	-	60,200

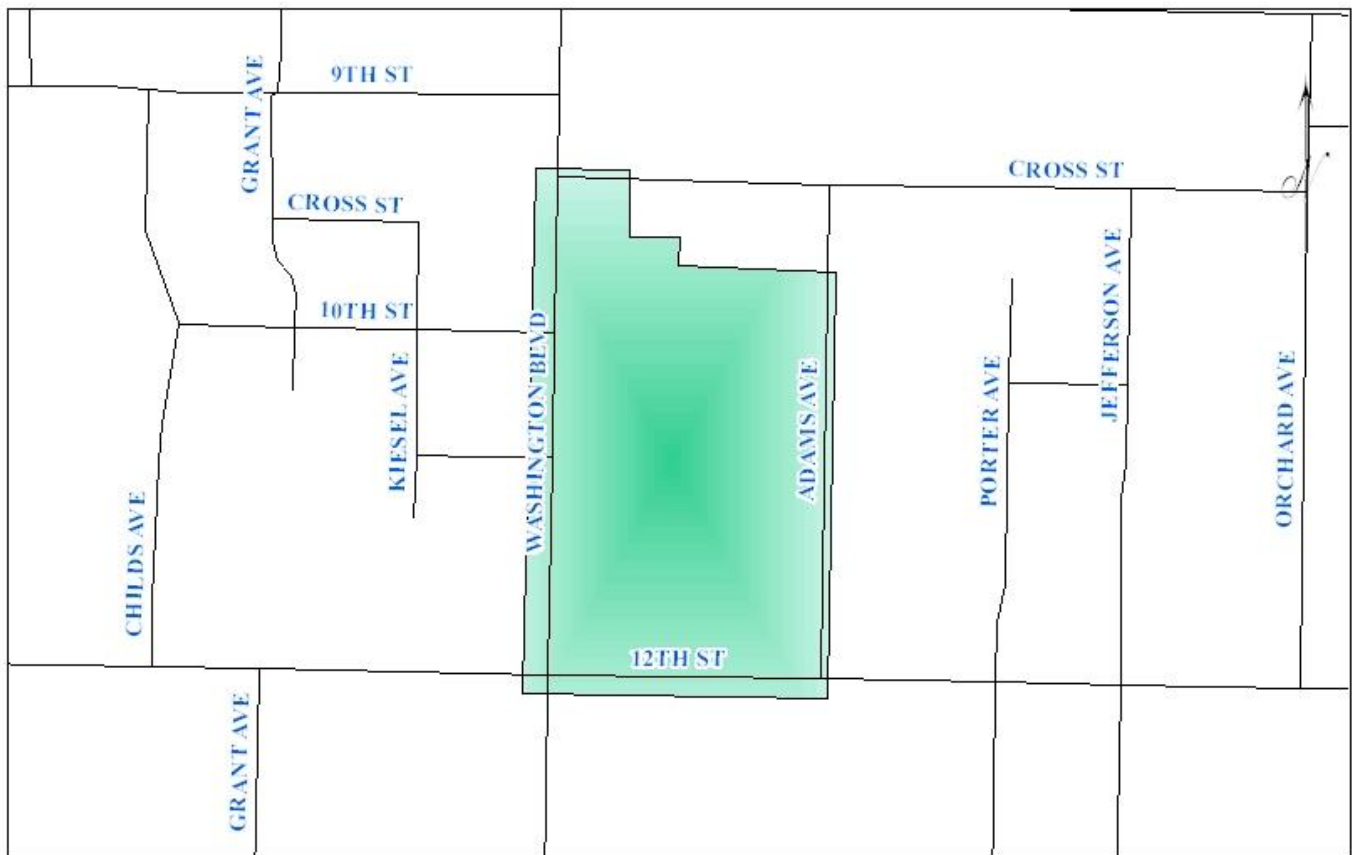
DIVISION SUMMARY

COMMUNITY AND ECONOMIC DEVELOPMENT				
DEBT SERVICE	9,007	-	-	-
TRANSFERS	-	-	-	60,200
TAX INCREMENT DISTRICTS	254,960	-	-	-
	263,967	-	-	60,200

FUNDING SOURCES

COMMUNITY AND ECONOMIC DEVELOPMENT		
OTHER FINANCING SOURCES	-	60,200
	-	60,200

12TH STREET DISTRICT



OGDEN REDEVELOPMENT AGENCY
2023-2024 ADOPTED BUDGET
SUMMARY OF REVENUES AND EXPENDITURES
12TH STREET TAX INC. DIST.

	2022 ACTUAL	2023 ADOPTED	2024 BUDGET
12TH STREET TAX INC. DIST.			
REVENUES			
INTEREST	(2,771)	600	-
TAXES	188,933	205,000	-
	186,162	205,600	-
EXPENDITURES			
TAX INCREMENT DISTRICTS	186,800	205,600	-
	186,800	205,600	-

OGDEN REDEVELOPMENT AGENCY
2023-2024 ADOPTED BUDGET
FISCAL YEAR REVENUE BUDGET
12TH STREET TAX INC. DIST.

	2022 ACTUAL	2023 7-MO ACTUAL	2023 ADOPTED	2024 BUDGET
INTEREST				
GENERAL	(2,771)	1,174	600	-
<i>Interest Income is any interest earned to positive cash balance</i>				
	(2,771)	1,174	600	-
TAXES				
PROPERTY TAXES	188,933	158,003	205,000	-
<i>Property Taxes are assessed within the 12th Street Tax Increment District to fund improvements</i>				
	188,933	158,003	205,000	-
12TH STREET TAX INC. DIST. TOTAL	186,162	159,177	205,600	-

OGDEN REDEVELOPMENT AGENCY
2023-2024 ADOPTED BUDGET
SUMMARY OF DEPARTMENTAL EXPENDITURES
12TH STREET TAX INC. DIST.

	2022 ACTUAL	2023 7-MO ACTUAL	2023 ADOPTED	2024 BUDGET
COMMUNITY AND ECONOMIC DEVELOPMENT				
OTHER OPERATING EXPENSE	186,800	-	205,600	-
	186,800	-	205,600	-

DIVISION SUMMARY

COMMUNITY AND ECONOMIC DEVELOPMENT TAX INCREMENT DISTRICTS	186,800	-	205,600	-
	186,800	-	205,600	-

FUNDING SOURCES

COMMUNITY AND ECONOMIC DEVELOPMENT INTEREST INCOME	600	-
TAX REVENUE	205,000	-
	205,600	-

UNION STATION TAX INCREMENT DISTRICT FUND

OGDEN REDEVELOPMENT AGENCY
2023-2024 ADOPTED BUDGET
SUMMARY OF REVENUES AND EXPENDITURES
UNION STATION TAX INC. DIST.

	2022 ACTUAL	2023 ADOPTED	2024 BUDGET
UNION STATION TAX INC. DIST.			
REVENUES			
INTEREST	-	100	-
OTHER FINANCING SOURCES	-	318,000	-
	-	318,100	-
EXPENDITURES			
TAX INCREMENT DISTRICTS	-	318,100	-
	-	318,100	-

OGDEN REDEVELOPMENT AGENCY
2023-2024 ADOPTED BUDGET
FISCAL YEAR REVENUE BUDGET
UNION STATION TAX INC. DIST.

	2022 ACTUAL	2023 7-MO ACTUAL	2023 ADOPTED	2024 BUDGET
INTEREST				
GENERAL	-	1,730	100	-
<i>Interest Income is any interest earned to positive cash balance</i>				
	-	1,730	100	-
OTHER FINANCING SOURCES				
TRANSFERS	-	318,000	318,000	-
<i>Other financing sources are interagency transfers from Ogden City to help cover contract obligations.</i>				
	-	318,000	318,000	-
UNION STATION TAX INC. DIST. TOTAL	-	319,730	318,100	-

OGDEN REDEVELOPMENT AGENCY
2023-2024 ADOPTED BUDGET
SUMMARY OF DEPARTMENTAL EXPENDITURES
UNION STATION TAX INC. DIST.

	2022 ACTUAL	2023 7-MO ACTUAL	2023 ADOPTED	2024 BUDGET
COMMUNITY AND ECONOMIC DEVELOPMENT				
IMPROVEMENTS	-	-	318,100	-
	-	-	318,100	-

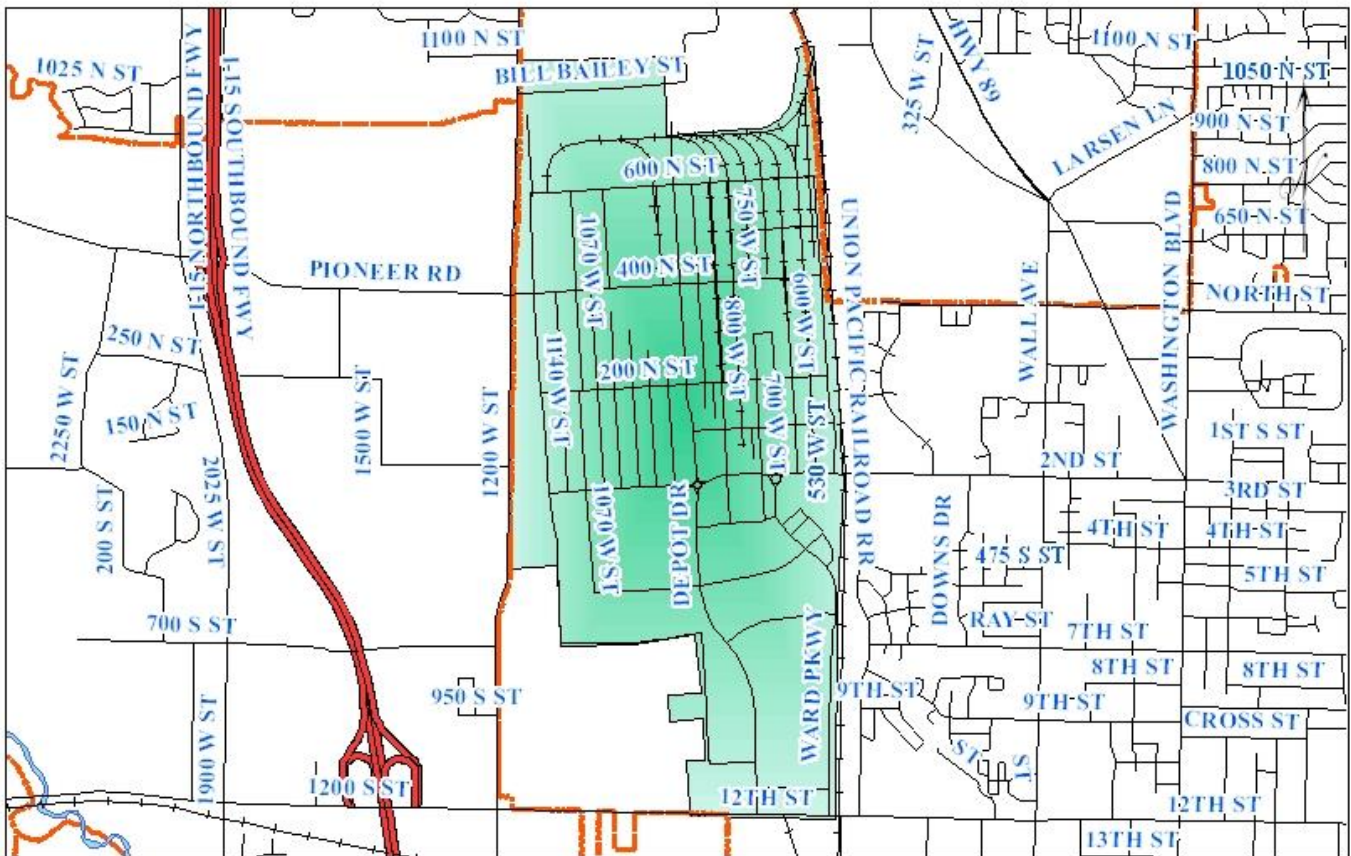
DIVISION SUMMARY

COMMUNITY AND ECONOMIC DEVELOPMENT TAX INCREMENT DISTRICTS	-	-	318,100	-
	-	-	318,100	-

FUNDING SOURCES

COMMUNITY AND ECONOMIC DEVELOPMENT INTEREST INCOME			100	-
OTHER FINANCING SOURCES			318,000	-
			318,100	-

ECONOMIC DEV PROJECT AREA



OGDEN REDEVELOPMENT AGENCY
2023-2024 ADOPTED BUDGET
SUMMARY OF REVENUES AND EXPENDITURES
DDO ECONOMIC DEVELOPMENT PROJECT AREA

	2022 ACTUAL	2023 ADOPTED	2024 BUDGET
DDO ECONOMIC DEVELOPMENT PROJECT AREA			
REVENUES			
INTEREST	12,250	-	-
MISCELLANEOUS REVENUE	150,000	150,000	150,000
	162,250	150,000	150,000
EXPENDITURES			
INTERFUND TRANSFERS	150,000	150,000	150,000
	150,000	150,000	150,000

OGDEN REDEVELOPMENT AGENCY
2023-2024 ADOPTED BUDGET
FISCAL YEAR REVENUE BUDGET
DDO ECONOMIC DEVELOPMENT PROJECT AREA

	2022 ACTUAL	2023 7-MO ACTUAL	2023 ADOPTED	2024 BUDGET
INTEREST				
GENERAL	12,250	5,166	-	-
<i>Interest Income is any interest earned to positive cash balance</i>				
	12,250	5,166	-	-
MISCELLANEOUS				
LOAN REPAYMENTS	150,000	-	150,000	150,000
<i>Miscellaneous revenue is from the various districts to fund administrative costs.</i>				
	-	-	150,000	150,000
DDO ECONOMIC DEVELOPMENT PROJECT AREA	12,250	5,166	150,000	150,000

OGDEN REDEVELOPMENT AGENCY
2023-2024 ADOPTED BUDGET
SUMMARY OF DEPARTMENTAL EXPENDITURES
DDO ECONOMIC DEVELOPMENT PROJECT AREA

	2022 ACTUAL	2023 7-MO ACTUAL	2023 ADOPTED	2024 BUDGET
COMMUNITY AND ECONOMIC DEVELOPMENT				
INTERAGENCY TRANSFERS	150,000	-	150,000	150,000
	150,000	-	150,000	150,000

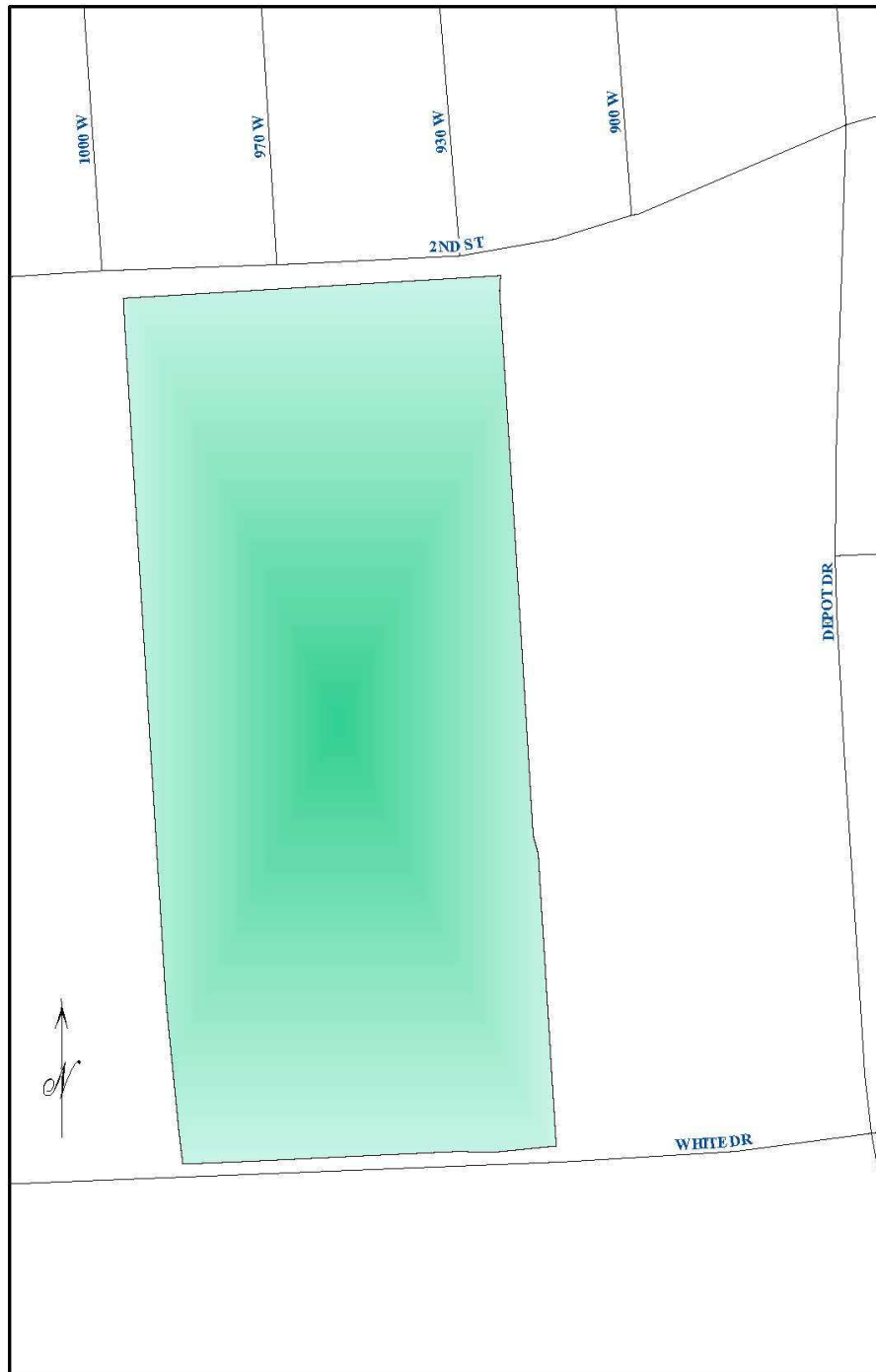
DIVISION SUMMARY

COMMUNITY AND ECONOMIC DEVELOPMENT TRANSFERS	150,000	-	150,000	150,000
	150,000	-	150,000	150,000

FUNDING SOURCES

COMMUNITY AND ECONOMIC DEVELOPMENT MISCELLANEOUS			150,000	150,000
			150,000	150,000

FLAG SHIP COMMUNITY REINVESTMENT AREA



OGDEN REDEVELOPMENT AGENCY
2023-2024 ADOPTED BUDGET
SUMMARY OF REVENUES AND EXPENDITURES
FLAG SHIP COMMUNITY REINVESTMENT AREA

	2022 ACTUAL	2023 ADOPTED	2024 BUDGET
FLAG SHIP TAX INC. DIST.			
REVENUES			
INTEREST	-	100	1,000
TAXES	-	290,000	522,375
	-	290,100	523,375
EXPENDITURES			
INTERFUND TRANSFERS	-	43,500	78,375
TAX INCREMENT DISTRICTS	-	246,600	445,000
	-	290,100	523,375

OGDEN REDEVELOPMENT AGENCY
2023-2024 ADOPTED BUDGET
FISCAL YEAR REVENUE BUDGET
FLAG SHIP COMMUNITY REINVESTMENT AREA

	2022 ACTUAL	2023 7-MO ACTUAL	2023 ADOPTED	2024 BUDGET
INTEREST				
GENERAL	-	(3,390)	100	1,000
<i>Interest Income is any interest earned to positive cash balance</i>				
	-	(3,390)	100	1,000
TAXES				
PROPERTY TAXES	-	376,729	290,000	522,375
<i>Property Taxes are assessed within the Flag Ship Tax Increment District to fund improvements</i>				
	-	376,729	290,000	522,375
FLAG SHIP TAX INC. DIST. TOTAL	-	373,339	290,100	523,375

OGDEN REDEVELOPMENT AGENCY

2023-2024 ADOPTED BUDGET

SUMMARY OF DEPARTMENTAL EXPENDITURES FLAG SHIP COMMUNITY REINVESTMENT AREA

	2022 ACTUAL	2023 7-MO ACTUAL	2023 ADOPTED	2024 BUDGET
COMMUNITY AND ECONOMIC DEVELOPMENT				
OTHER OPERATING EXPENSE	-	343,659	246,600	445,000
OPERATING TRANSFERS	-	-	43,500	78,375
	-	343,659	290,100	523,375

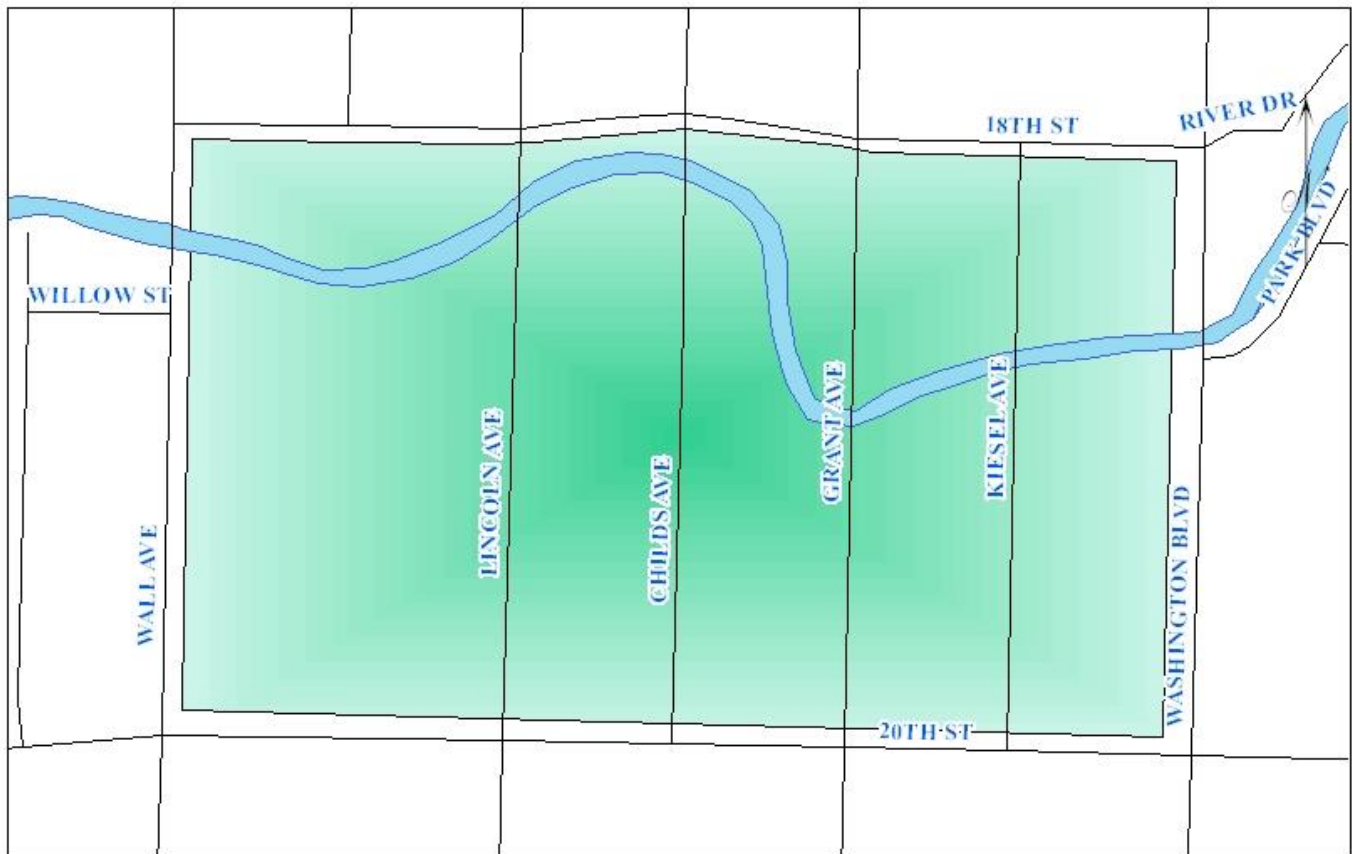
DIVISION SUMMARY

COMMUNITY AND ECONOMIC DEVELOPMENT				
TRANSFERS	-	-	43,500	78,375
TAX INCREMENT DISTRICTS	-	343,659	246,600	445,000
	-	343,659	290,100	523,375

FUNDING SOURCES

COMMUNITY AND ECONOMIC DEVELOPMENT			
INTEREST INCOME		100	1,000
TAX REVENUE		290,000	522,375
		290,100	523,375

OGDEN RIVER REDEVELOPMENT PROJECT AREA



OGDEN REDEVELOPMENT AGENCY
2023-2024 ADOPTED BUDGET
SUMMARY OF REVENUES AND EXPENDITURES
OGDEN RIVER REDEV PROJECT AREA

	2022 ACTUAL	2023 ADOPTED	2024 BUDGET
OGDEN RIVER REDEV PROJECT AREA			
REVENUES			
CHARGES FOR SERVICES	650	-	-
INTEREST	(11,535)	3,200	3,000
MISCELLANEOUS	-	-	650,000
OTHER FINANCING SOURCES	170,000	320,000	150,000
TAXES	394,427	340,000	467,000
	553,542	663,200	1,270,000
EXPENDITURES			
DEBT SERVICE	25,904	150,000	150,000
INTERFUND TRANSFERS	96,825	85,000	766,750
TAX INCREMENT DISTRICTS	298,033	428,200	353,250
	420,762	663,200	1,270,000

**OGDEN REDEVELOPMENT AGENCY
2023-2024 ADOPTED BUDGET
FISCAL YEAR REVENUE BUDGET
OGDEN RIVER REDEV PROJECT AREA**

	2022 ACTUAL	2023 7-MO ACTUAL	2023 ADOPTED	2024 BUDGET
CHARGES FOR SERVICES				
LEASE REVENUE	650	-	-	-
<i>Lease Revenue records the revenue from leasing operation from Faves Dry Cleaning.</i>				
	650	-	-	-
INTEREST				
GENERAL	(11,535)	5,095	3,200	3,000
<i>Interest Income is any interest earned to positive cash balance</i>				
	(11,535)	5,095	3,200	3,000
MISCELLANEOUS				
SALE OF ASSETS	-	-	-	650,000
<i>Sale of Asset revenue is generated through the occassional sale of fixed assets.</i>				
	-	-	-	650,000
OTHER FINANCING SOURCES				
BOND AND LOAN PROCEEDS	170,000	170,000	170,000	-
<i>Bond and loan proceeds are generally specified for a specific purpose.</i>				
TRANSFERS	-	-	150,000	150,000
<i>Transfers are money transfered in to the Redevelopment Agency to make payments</i>				
	170,000	170,000	320,000	150,000
TAXES				
PROPERTY TAXES	394,427	387,832	340,000	467,000
<i>Property Taxes are assessed within the Ogden River Redevelopment Area District to fund improvements.</i>				
	394,427	387,832	340,000	467,000
OGDEN RIVER REDEV PROJECT AREA TOTAL	553,542	562,927	663,200	1,270,000

OGDEN REDEVELOPMENT AGENCY
2023-2024 ADOPTED BUDGET

**SUMMARY OF DEPARTMENTAL EXPENDITURES
OGDEN RIVER REDEV PROJECT AREA**

	2022 ACTUAL	2023 7-MO ACTUAL	2023 ADOPTED	2024 BUDGET
COMMUNITY AND ECONOMIC DEVELOPMENT				
OTHER OPERATING EXPENSE	134,570	7,990	258,200	353,250
DEBT SERVICE	25,904	-	150,000	150,000
LAND	162,500	-	170,000	-
IMPROVEMENTS	962	2,004	-	-
OPERATING TRANSFERS	96,825	-	85,000	766,750
	420,762	9,994	663,200	1,270,000

DIVISION SUMMARY

COMMUNITY AND ECONOMIC DEVELOPMENT				
DEBT SERVICE	25,904	-	150,000	150,000
TRANSFERS	96,825	-	85,000	766,750
TAX INCREMENT DISTRICTS	298,033	9,994	428,200	353,250
	420,762	9,994	663,200	1,270,000

FUNDING SOURCES

COMMUNITY AND ECONOMIC DEVELOPMENT		
INTEREST INCOME	3,200	3,000
MISCELLANEOUS	-	650,000
TAX REVENUE	320,000	150,000
TRANSFER FROM OTHER FUNDS	340,000	467,000
	663,200	1,270,000

SOUTH WALL ECONOMIC DEV PROJECT AREA



OGDEN REDEVELOPMENT AGENCY
2023-2024 ADOPTED BUDGET
SUMMARY OF REVENUES AND EXPENDITURES
SOUTH WALL ECONOMIC DEV AREA

	2022 ACTUAL	2023 ADOPTED	2024 BUDGET
SOUTH WALL ECONOMIC DEV AREA			
REVENUES			
INTEREST	(3,012)	550	-
TAXES	152,847	140,000	-
	149,835	140,550	-
EXPENDITURES			
INTERFUND TRANSFERS	42,000	-	-
TAX INCREMENT DISTRICTS	92,528	140,550	-
	134,528	140,550	-

OGDEN REDEVELOPMENT AGENCY
2023-2024 ADOPTED BUDGET
FISCAL YEAR REVENUE BUDGET
SOUTH WALL ECONOMIC DEVELOPMENT AREA

	2022 ACTUAL	2023 7-MO ACTUAL	2023 ADOPTED	2024 BUDGET
INTEREST				
GENERAL	(3,012)	1,385	550	-
<i>Interest income if any is earned on positive cash balances.</i>				
	(3,012)	1,385	550	-
TAXES				
PROPERTY TAXES	152,847	130,990	140,000	-
<i>Property Taxes are assessed within the South Wall Economic Development Area to fund improvements.</i>				
	152,847	130,990	140,000	-
SOUTH WALL ECONOMIC DEV AREA TOTAL	149,835	132,375	140,550	-

OGDEN REDEVELOPMENT AGENCY
2023-2024 ADOPTED BUDGET

**SUMMARY OF DEPARTMENTAL EXPENDITURES
SOUTH WALL ECONOMIC DEVELOPMENT AREA**

	2022 ACTUAL	2023 7-MO ACTUAL	2023 ADOPTED	2024 BUDGET
COMMUNITY AND ECONOMIC DEVELOPMENT				
OTHER OPERATING EXPENSE	92,528	-	140,550	-
OPERATING TRANSFERS	42,000	-	-	-
	134,528	-	140,550	-

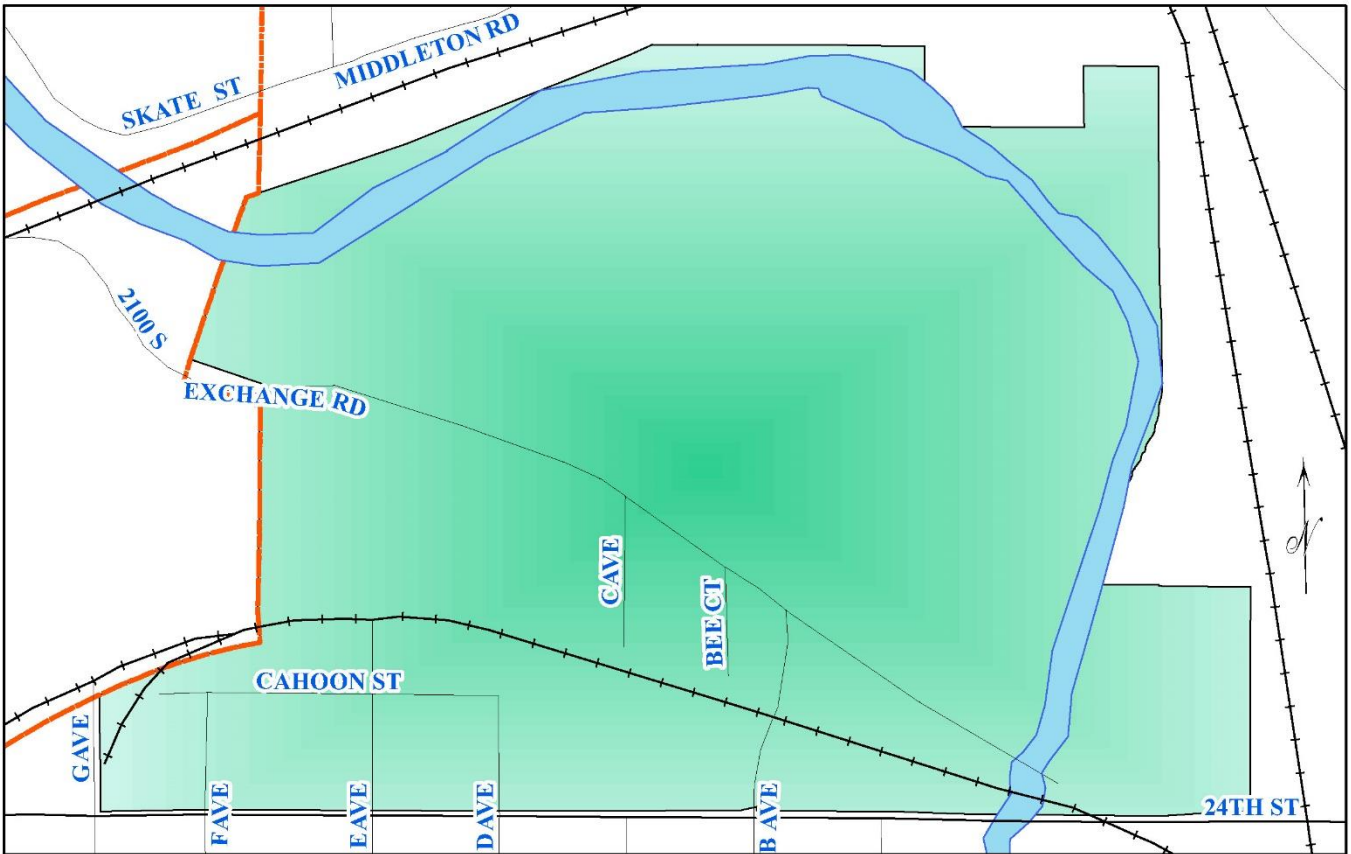
DIVISION SUMMARY

COMMUNITY AND ECONOMIC DEVELOPMENT				
TRANSFERS	42,000	-	-	-
TAX INCREMENT DISTRICTS	92,528	-	140,550	-
	134,528	-	140,550	-

FUNDING SOURCES

COMMUNITY AND ECONOMIC DEVELOPMENT			
INTEREST INCOME		550	-
TAX REVENUE		140,000	-
		140,550	-

TRACKLINE ECONOMIC DEV PROJECT AREA



OGDEN REDEVELOPMENT AGENCY
2023-2024 ADOPTED BUDGET
SUMMARY OF REVENUES AND EXPENDITURES
TRACKLINE ECONOMIC DEV AREA

	2022 ACTUAL	2023 ADOPTED	2024 BUDGET
TRACKLINE ECONOMIC DEV AREA			
REVENUES			
INTEREST	(8,481)	-	-
OTHER FINANCING SOURCES	2,176,350	500,000	300,000
TAXES	462,533	420,000	541,000
	2,630,402	920,000	841,000
EXPENDITURES			
DEBT SERVICE	317,001	321,500	320,250
INTERFUND TRANSFERS	100,200	105,000	135,250
TAX INCREMENT DISTRICTS	2,952,431	493,500	385,500
	3,369,632	920,000	841,000

**OGDEN REDEVELOPMENT AGENCY
2023-2024 ADOPTED BUDGET
FISCAL YEAR REVENUE BUDGET
TRACKLINE ECONOMIC DEVELOPMENT AREA**

	2022 ACTUAL	2023 7-MO ACTUAL	2023 ADOPTED	2024 BUDGET
INTEREST				
GENERAL	(8,481)	(25,131)	-	-
<i>Interest income if any is earned on positive cash balances.</i>				
	(8,481)	(25,131)	-	-
MISCELLANEOUS				
SALE OF ASSETS	-	865,724	-	-
<i>Sale of Asset revenue is generated through the occassional sale of fixed assets.</i>				
	-	865,724	-	-
OTHER FINANCING SOURCES				
TRANSFERS	2,176,350	1,345,000	500,000	300,000
<i>Other financing sources are interagency transfers from Ogden City to help cover contract obligations.</i>				
	2,176,350	1,345,000	500,000	300,000
TAXES				
PROPERTY TAXES	462,533	390,552	420,000	541,000
<i>Property Taxes are assessed within the Trackline Economic Development Area to fund improvements.</i>				
	462,533	390,552	420,000	541,000
TRACKLINE ECONOMIC DEV AREA TOTAL	2,630,402	2,576,144	920,000	841,000

OGDEN REDEVELOPMENT AGENCY
2023-2024 ADOPTED BUDGET
SUMMARY OF DEPARTMENTAL EXPENDITURES
TRACKLINE ECONOMIC DEVELOPMENT AREA

	2022 ACTUAL	2023 7-MO ACTUAL	2023 ADOPTED	2024 BUDGET
COMMUNITY AND ECONOMIC DEVELOPMENT				
OTHER OPERATING EXPENSE	122,208	10,716	-	85,500
DEBT SERVICE	317,001	321,479	321,500	320,250
LAND	2,830,223	235,691	-	-
IMPROVEMENTS	-	-	493,500	300,000
OPERATING TRANSFERS	100,200	-	105,000	135,250
	3,369,632	567,886	920,000	841,000

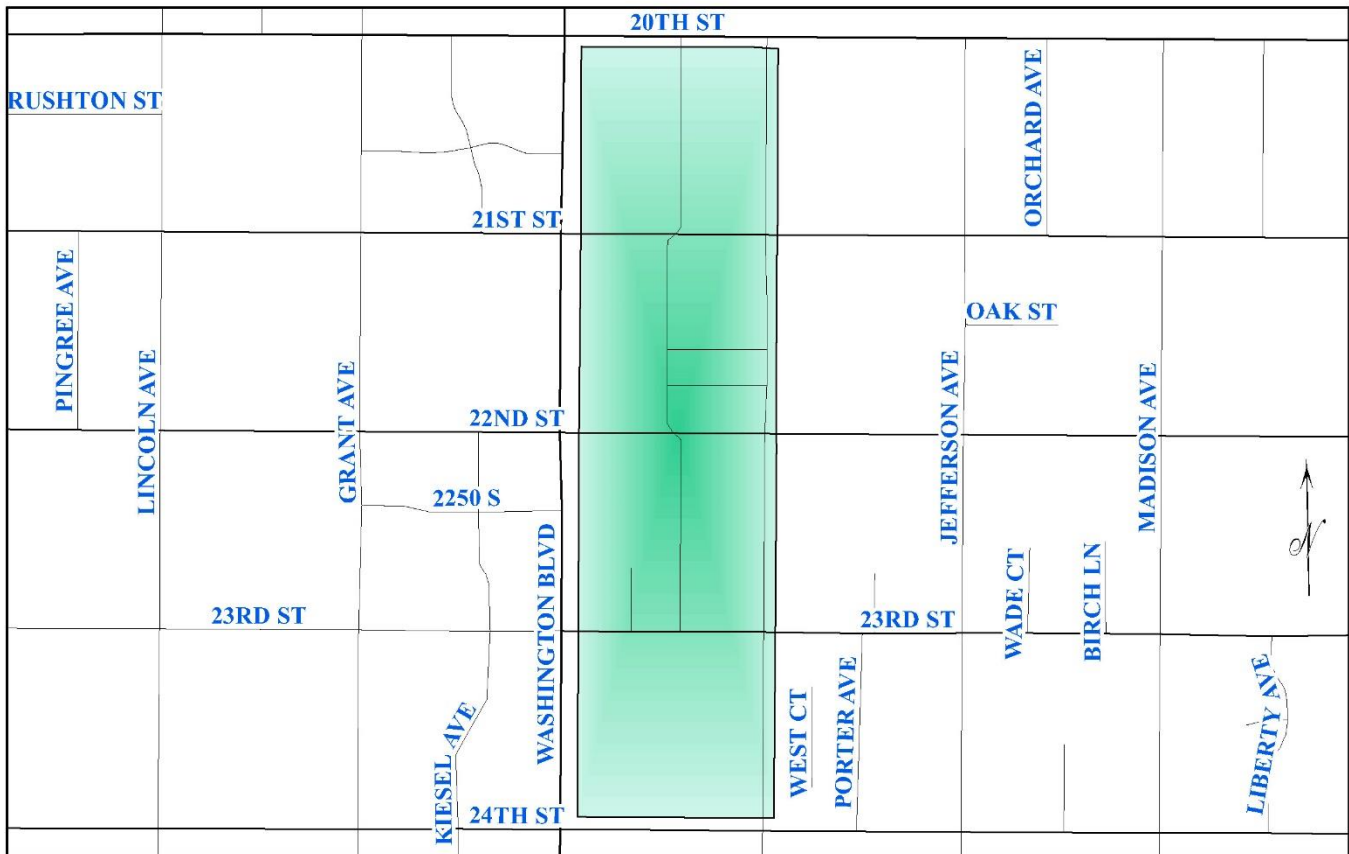
DIVISION SUMMARY

COMMUNITY AND ECONOMIC DEVELOPMENT				
DEBT SERVICE	317,001	321,479	321,500	320,250
TRANSFERS	100,200	-	105,000	135,250
TAX INCREMENT DISTRICTS	2,952,431	246,407	493,500	385,500
	3,369,632	567,886	920,000	841,000

FUNDING SOURCES

COMMUNITY AND ECONOMIC DEVELOPMENT		
OTHER FINANCING SOURCES	500,000	300,000
TAX REVENUE	420,000	541,000
	920,000	841,000

EAST WASHINGTON URBAN RENEWAL AREA



OGDEN REDEVELOPMENT AGENCY
2023-2024 ADOPTED BUDGET
SUMMARY OF REVENUES AND EXPENDITURES
EAST WASHINGTON URBAN RENEWAL AREA

	2022 ACTUAL	2023 ADOPTED	2024 BUDGET
EAST WASHINGTON URBAN RENEWAL AREA			
REVENUES			
INTEREST	(12,027)	2,600	6,100
OTHER FINANCING SOURCES	-	-	340,900
TAXES	355,603	360,000	442,000
	343,576	362,600	789,000
EXPENDITURES			
INTERFUND TRASNFRS	78,050	81,000	99,450
TAX INCREMENT DISTRICTS	124,771	281,600	689,550
	202,821	362,600	789,000

**OGDEN REDEVELOPMENT AGENCY
2023-2024 ADOPTED BUDGET
FISCAL YEAR REVENUE BUDGET
EAST WASHINGTON URBAN RENEWAL AREA**

	2022 ACTUAL	2023 7-MO ACTUAL	2023 ADOPTED	2024 BUDGET
INTEREST				
GENERAL	(12,027)	5,749	2,600	6,100
<i>Interest income if any is earned on positive cash balances.</i>				
	(12,027)	5,749	2,600	6,100
OTHER FINANCING SOURCES				
LOAN REPAYMENTS	-	-	-	340,900
<i>Miscellaneous revenue is from the various districts to fund administrative costs.</i>				
	-	-	-	340,900
TAXES				
PROPERTY TAXES	355,603	382,969	360,000	442,000
<i>Property Taxes are assessed within the East Washington Urban Renewal Area to fund improvements.</i>				
	355,603	382,969	360,000	442,000
EAST WASHINGTON URBAN RENEWAL AREA TOTAL	343,576	388,718	362,600	789,000

OGDEN REDEVELOPMENT AGENCY
2023-2024 ADOPTED BUDGET

**SUMMARY OF DEPARTMENTAL EXPENDITURES
EAST WASHINGTON URBAN RENEWAL AREA**

	2022 ACTUAL	2023 7-MO ACTUAL	2023 ADOPTED	2024 BUDGET
COMMUNITY AND ECONOMIC DEVELOPMENT				
OTHER OPERATING EXPENSE	124,771	-	281,600	348,650
IMPROVEMENTS	-	-	-	340,900
OPERATING TRANSFERS	78,050	-	81,000	99,450
	202,821	-	362,600	789,000

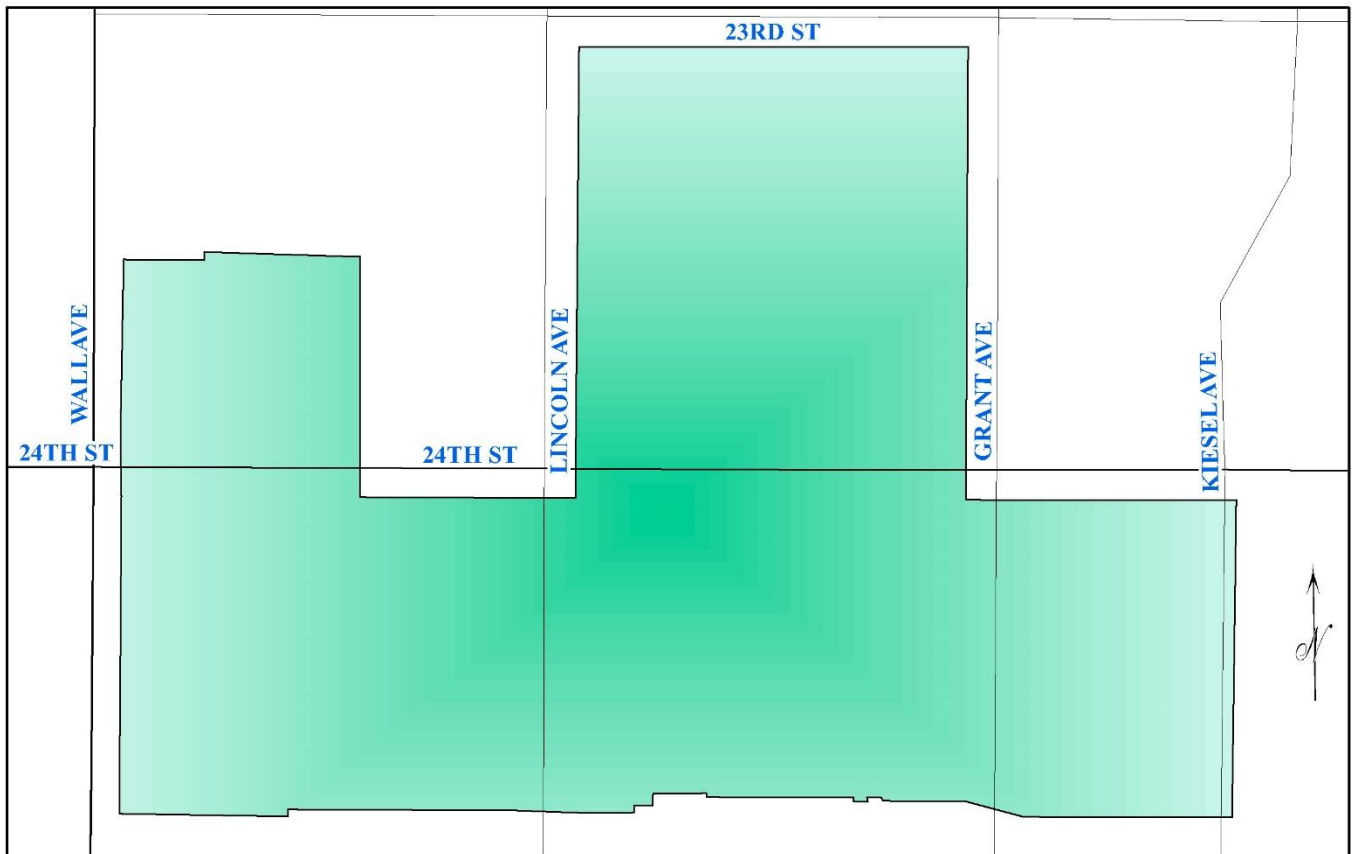
DIVISION SUMMARY

COMMUNITY AND ECONOMIC DEVELOPMENT				
TRANSFERS	78,050	-	81,000	99,450
TAX INCREMENT DISTRICTS	124,771	-	281,600	689,550
	202,821	-	362,600	789,000

FUNDING SOURCES

COMMUNITY AND ECONOMIC DEVELOPMENT		
INTEREST INCOME	2,600	6,100
OTHER FINANCING SOURCES	-	340,900
TAX REVENUE	360,000	442,000
	362,600	789,000

KIESEL COMMUNITY DEV PROJECT AREA



OGDEN REDEVELOPMENT AGENCY
2023-2024 ADOPTED BUDGET
SUMMARY OF REVENUES AND EXPENDITURES
KIESEL COMMUNITY DEVELOPMENT PROJECT AREA

	2022 ACTUAL	2023 ADOPTED	2024 BUDGET
KIESEL COMMUNITY DEVELOPMENT PROJECT AREA			
REVENUES			
CHARGES FOR SERVICES	33,000	-	-
INTEREST	(9,555)	1,300	3,600
OTHER FINANCING SOURCES	-	-	2,030,300
TAXES	537,775	400,000	500,000
	561,220	401,300	2,533,900
EXPENDITURES			
DEBT SERVICE	-	-	780,300
INTERFUND TRANSFERS	114,575	120,000	150,000
TAX INCREMENT DISTRICTS	364,989	281,300	1,603,600
	479,564	401,300	2,533,900

**OGDEN REDEVELOPMENT AGENCY
2023-2024 ADOPTED BUDGET
FISCAL YEAR REVENUE BUDGET
KIESEL COMMUNITY DEVELOPMENT PROJECT AREA**

	2022 ACTUAL	2023 7-MO ACTUAL	2023 ADOPTED	2024 BUDGET
CHARGES FOR SERVICES				
LEASE REVENUE	33,000	-	-	-
<i>Lease Revenue records the revenue from leasing operation from Guffey Home Loans & James Bishop.</i>				
	33,000	-	-	-
INTEREST				
GENERAL	(9,555)	5,562	1,300	3,600
<i>Interest income if any is earned on positive cash balances.</i>				
	(9,555)	5,562	1,300	3,600
OTHER FINANCING SOURCES				
TRANSFERS	-	300,000	-	2,030,300
<i>Other financing sources are interagency transfers from Ogden City to help cover contract obligations.</i>				
	-	300,000	-	2,030,300
TAXES				
PROPERTY TAXES	537,775	404,373	400,000	500,000
<i>Property Taxes are assessed within the Kiesel Community Development Project Area to fund improvements.</i>				
	537,775	404,373	400,000	500,000
KIESEL COMMUNITY DEVELOPMENT PROJECT AREA TOTAL	561,220	709,935	401,300	2,533,900

OGDEN REDEVELOPMENT AGENCY
2023-2024 ADOPTED BUDGET

**SUMMARY OF DEPARTMENTAL EXPENDITURES
KIESEL COMMUNITIY DEVELOPMENT PROJECT AREA**

	2022 ACTUAL	2023 7-MO ACTUAL	2023 ADOPTED	2024 BUDGET
COMMUNITY AND ECONOMIC DEVELOPMENT				
CHARGES FOR SERVICES	25,000	-	-	-
OTHER OPERATING EXPENSES	339,989	19,799	281,300	903,600
DEBT SERVICE	-	-	-	780,300
LAND	-	-	-	700,000
OPERATING TRANSFERS	114,575	-	120,000	150,000
	479,564	19,799	401,300	2,533,900

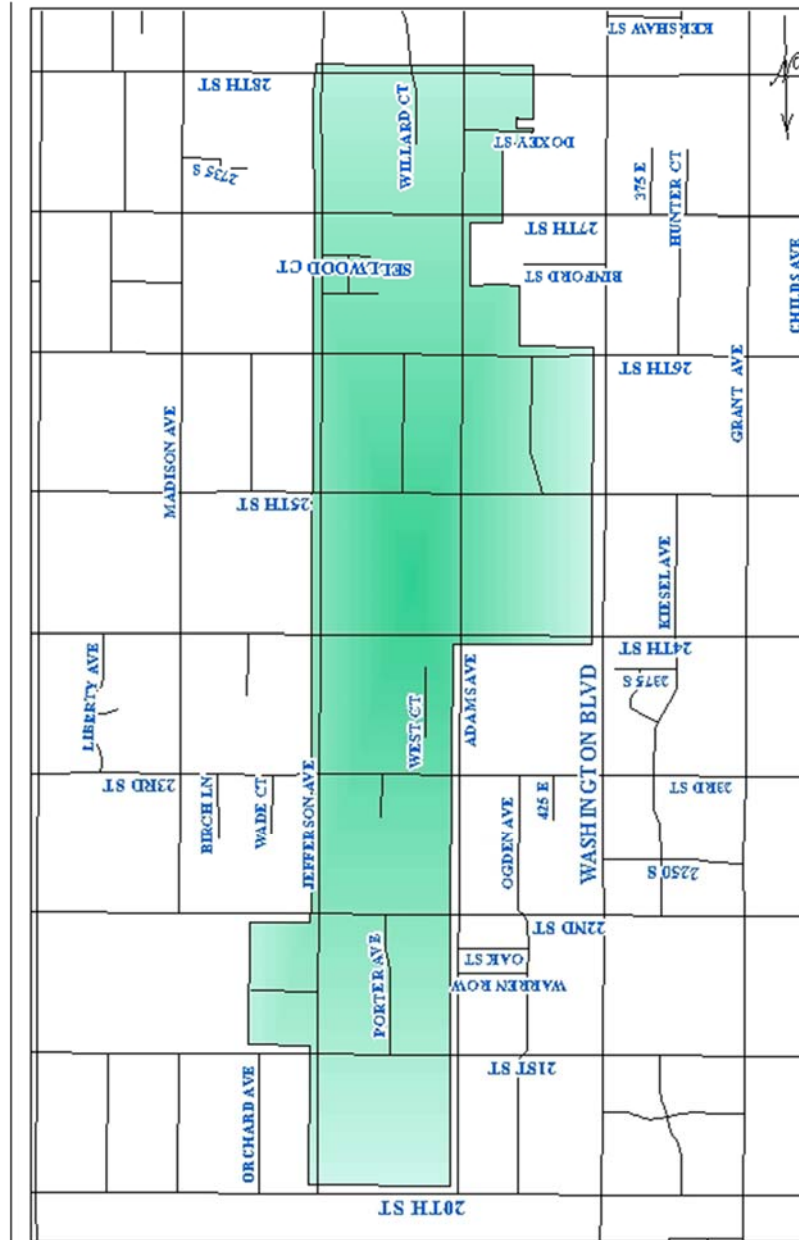
DIVISION SUMMARY

COMMUNITY AND ECONOMIC DEVELOPMENT				
DEBT SERVICE	-	-	-	780,300
TRANSFERS	114,575	-	120,000	150,000
TAX INCREMENT DISTRICTS	364,989	19,799	281,300	1,603,600
	479,564	19,799	401,300	2,533,900

FUNDING SOURCES

COMMUNITY AND ECONOMIC DEVELOPMENT		
INTEREST INCOME	1,300	3,600
OTHER FINANCING SOURCES	-	2,030,300
TAX REVENUE	400,000	500,000
	401,300	2,533,900

ADAMS COMMUNITY REINVESTMENT AREA



OGDEN REDEVELOPMENT AGENCY
 2023-2024 ADOPTED BUDGET
 SUMMARY OF REVENUES AND EXPENDITURES
 ADAMS COMMUNITY REINVESTMENT AREA

	2022 ACTUAL	2023 ADOPTED	2024 BUDGET
ADAMS COMMUNITY REINVESTMENT AREA			
REVENUES			
INTEREST	(14,207)	1,800	100
TAXES	779,057	240,000	950,000
	764,850	241,800	950,100
EXPENDITURES			
INTERFUND TRANSFERS	68,700	72,000	335,000
TAX INCREMENT DISTRICTS	117,010	169,800	615,100
	185,710	241,800	950,100

OGDEN REDEVELOPMENT AGENCY
2023-2024 ADOPTED BUDGET
FISCAL YEAR REVENUE BUDGET
ADAMS COMMUNITY REINVESTMENT AREA

	2022 ACTUAL	2023 7-MO ACTUAL	2023 ADOPTED	2024 BUDGET
INTEREST				
GENERAL	(14,207)	9,862	1,800	100
<i>Interest income if any is earned on positive cash balances.</i>				
	(14,207)	9,862	1,800	100
TAXES				
PROPERTY TAXES	779,057	831,073	240,000	950,000
<i>Property Taxes are assessed within the Adams Community Reinvestment Area to fund improvements.</i>				
	779,057	831,073	240,000	950,000
ADAMS COMMUNITY REINVESTMENT AREA TOTAL	764,850	840,935	241,800	950,100

OGDEN REDEVELOPMENT AGENCY
2023-2024 ADOPTED BUDGET

**SUMMARY OF DEPARTMENTAL EXPENDITURES
ADAMS COMMUNITY REINVESTMENT AREA**

	2022 ACTUAL	2023 7-MO ACTUAL	2023 ADOPTED	2024 BUDGET
COMMUNITY AND ECONOMIC DEVELOPMENT				
OTHER OPERATING EXPENSES	117,010	53,314	169,800	615,100
OPERATING TRANSFERS	68,700	-	72,000	285,000
INTERAGENCY TRANSFERS	-	-	-	50,000
	185,710	53,314	241,800	950,100

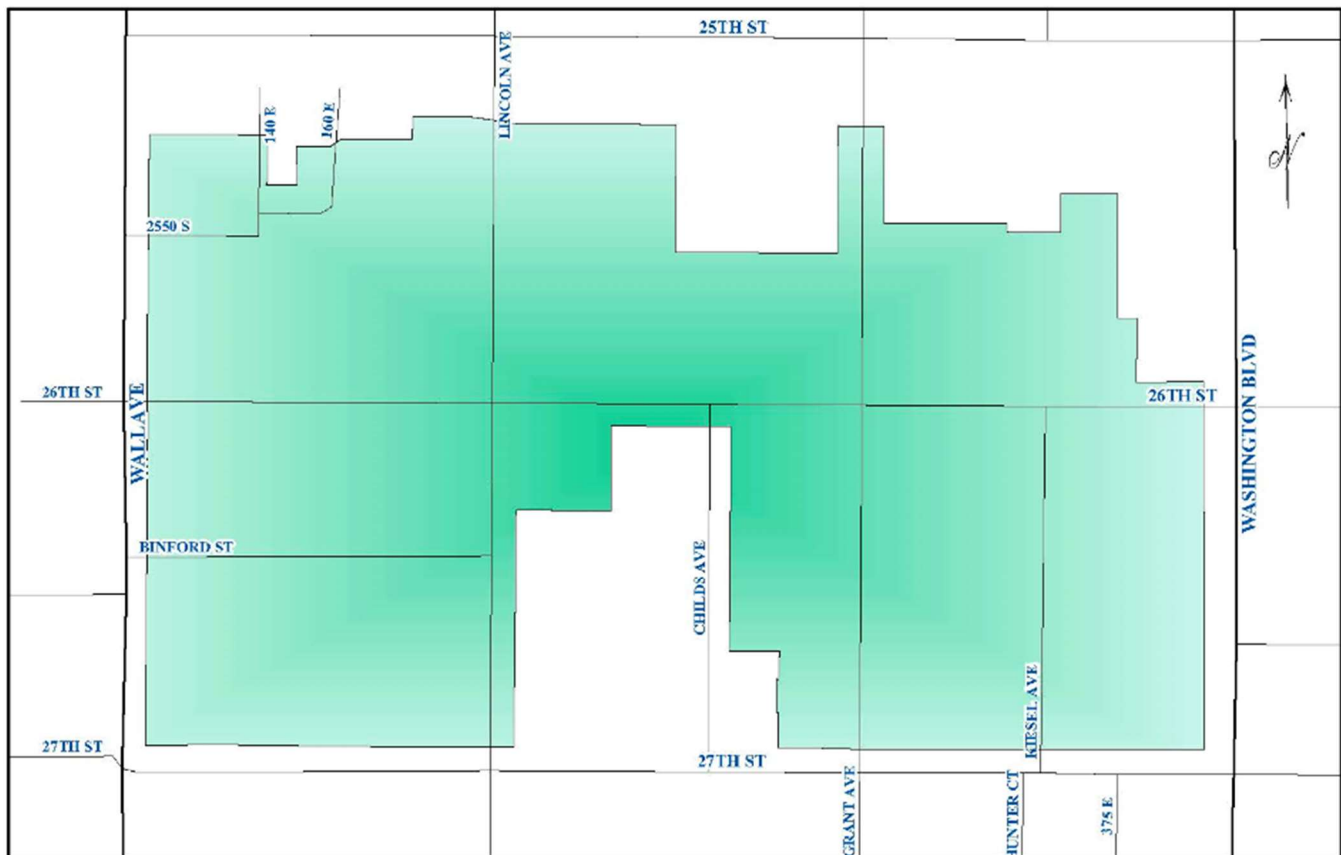
DIVISION SUMMARY

COMMUNITY AND ECONOMIC DEVELOPMENT				
TRANSFERS	68,700	-	72,000	335,000
TAX INCREMENT DISTRICTS	117,010	53,314	169,800	615,100
	185,710	53,314	241,800	950,100

FUNDING SOURCES

COMMUNITY AND ECONOMIC DEVELOPMENT			
INTEREST INCOME		1,800	100
TAX REVENUE		240,000	950,000
		241,800	950,100

CONTINENTAL COMMUNITY REINVESTMENT AREA



OGDEN REDEVELOPMENT AGENCY
 2023-2024 ADOPTED BUDGET
 SUMMARY OF REVENUES AND EXPENDITURES
 CONTINENTAL COMMUNITY REINVESTMENT AREA

	2022 ACTUAL	2023 ADOPTED	2024 BUDGET
CONTINENTAL COMMUNITY REINVESTMENT AREA			
REVENUES			
CHARGES FOR SERVICES	1,229	-	-
INTEREST	(53,701)	900	1,000
OTHER FINANCING SOURCES	4,443,785	2,431,875	-
TAXES	148,350	93,000	160,000
	4,539,663	2,525,775	161,000
EXPENDITURES			
DEBT SERVICE	119,270	141,525	80,300
INTERFUND TRANSFERS	22,075	24,200	41,600
TAX INCREMENT DISTRICTS	2,155,437	2,360,050	39,100
	2,296,782	2,525,775	161,000

**OGDEN REDEVELOPMENT AGENCY
2023-2024 ADOPTED BUDGET
FISCAL YEAR REVENUE BUDGET
CONTINENTAL COMMUNITY REINVESTMENT AREA**

	2022 ACTUAL	2023 7-MO ACTUAL	2023 ADOPTED	2024 BUDGET
CHARGES FOR SERVICES				
LEASE REVENUE	1,229	785	-	-
<i>Lease Revenue records the revenue from leasing operation from Guffey Home Loans & James Bishop.</i>				
	1,229	785	-	-
INTEREST				
GENERAL	(53,701)	23,983	900	1,000
<i>Interest income if any is earned on positive cash balances.</i>				
	(53,701)	23,983	900	1,000
OTHER FINANCING SOURCES				
BOND AND LOAN PROCEEDS	1,883,585	-	-	-
<i>Bond and loan proceeds are generally specified for a specific purpose.</i>				
TRANSFERS	2,560,200	2,431,875	2,431,875	-
<i>Other financing sources are interagency transfers from Ogden City to help cover contract obligations.</i>				
	4,443,785	2,431,875	2,431,875	-
TAXES				
PROPERTY TAXES	148,350	113,266	93,000	160,000
<i>Property Taxes are assessed within the Continental Community Reinvestment Area to fund improvements.</i>				
	148,350	113,266	93,000	160,000
CONTINENTAL COMMUNITY REINVESTMENT AREA TOTAL	4,539,663	2,569,909	2,525,775	161,000

OGDEN REDEVELOPMENT AGENCY
2023-2024 ADOPTED BUDGET
SUMMARY OF DEPARTMENTAL EXPENDITURES
CONTINENTAL COMMUNITY REINVESTMENT AREA

	2022 ACTUAL	2023 7-MO ACTUAL	2023 ADOPTED	2024 BUDGET
COMMUNITY AND ECONOMIC DEVELOPMENT				
OTHER OPERATING EXPENSES	-	115	69,700	39,100
DEBT	119,270	114,089	141,525	80,300
IMPROVEMENTS	2,155,437	473,684	2,290,350	-
OPERATING TRANSFERS	22,075	-	24,200	41,600
	2,296,782	587,888	2,525,775	161,000

DIVISION SUMMARY

COMMUNITY AND ECONOMIC DEVELOPMENT				
DEBT SERVICE	119,270	114,089	141,525	80,300
TRANSFERS	22,075	-	24,200	41,600
TAX INCREMENT DISTRICTS	2,155,437	473,799	2,360,050	39,100
	2,296,782	587,888	2,525,775	161,000

FUNDING SOURCES

COMMUNITY AND ECONOMIC DEVELOPMENT				
INTEREST INCOME			900	1,000
OTHER FINANCING SOURCES			2,431,875	-
TAXES			93,000	160,000
			2,525,775	161,000

RDA HOUSING FUND

OGDEN REDEVELOPMENT AGENCY
2023-2024 ADOPTED BUDGET
SUMMARY OF REVENUES AND EXPENDITURES
RDA HOUSING

	2022 ACTUAL	2023 ADOPTED	2024 BUDGET
RDA HOUSING			
REVENUES			
CHARGES FOR SERVICES	54,004	-	-
INTEREST	(16,199)	3,275	3,275
MISCELLANEOUS	100,000	-	-
OTHER FINANCING SOURCES	1,821,800	1,794,225	2,144,600
	1,959,605	1,797,500	2,147,875
EXPENDITURES			
INCREMENT HOUSING PROJECTS	23,645	99,600	914,250
DEBT SERVICE	80,110	80,125	80,350
INTERFUND TRANSFERS	195,317	400,000	250,000
RDA	561,904	1,217,775	903,275
	860,976	1,797,500	2,147,875

**OGDEN REDEVELOPMENT AGENCY
2023-2024 ADOPTED BUDGET
FISCAL YEAR REVENUE BUDGET
RDA HOUSING**

	2022 ACTUAL	2023 7-MO ACTUAL	2023 ADOPTED	2024 BUDGET
CHARGES FOR SERVICES				
LEASE REVENUE	54,004	-	-	-
<i>Lease Revenue received from Weber County</i>				
	54,004	-	-	-
INTEREST				
GENERAL	(16,199)	12,776	3,275	3,275
<i>Interest income if any is earned on positive cash balances.</i>				
	(16,199)	12,776	3,275	3,275
MISCELLANEOUS				
SALE OF ASSETS	100,000	-	-	-
<i>Sale of Assets revenue is generated through the occasional sale of fixed assets</i>				
	100,000	-	-	-
OTHER FINANCING SOURCES				
INTERFUND TRANSFERS	1,821,800	1,394,625	1,794,225	2,144,600
<i>Housing funds from the various RDA Districts are transferred to the RDA Housing Fund.</i>				
	1,821,800	1,394,625	1,794,225	2,144,600
RDA HOUSING TOTAL	1,959,605	1,407,401	1,797,500	2,147,875

OGDEN REDEVELOPMENT AGENCY
2023-2024 ADOPTED BUDGET

SUMMARY OF DEPARTMENTAL EXPENDITURES
RDA HOUSING

	2022 ACTUAL	2023 7-MO ACTUAL	2023 ADOPTED	2024 BUDGET
COMMUNITY AND ECONOMIC DEVELOPMENT				
OTHER OPERATING EXPENSES	54,004	19,197	-	-
DEBT SERVICE	80,110	71,111	80,125	80,350
IMPROVEMENTS	531,545	12,819	1,317,375	1,817,525
OPERATING TRANSFERS	150,000	150,000	300,000	150,000
INTERAGENCY TRANSFERS	45,317	58,375	100,000	100,000
	860,976	311,502	1,797,500	2,147,875

DIVISION SUMMARY

RDA				
INCREMENT HOUSING PROJECTS	23,645	4,544	99,600	914,250
DEBT SERVICE	80,110	71,111	80,125	80,350
INTERFUND TRANSFERS	195,317	208,375	400,000	250,000
RDA	561,904	27,472	1,217,775	903,275
	860,976	311,502	1,797,500	2,147,875

FUNDING SOURCES

RDA			
INTEREST INCOME		3,275	3,275
TRANSFERS		1,794,225	2,144,600
		1,797,500	2,147,875