

OGDEN CITY REDEVELOPMENT AGENCY

Fiscal Year 2021-2022 Adopted Budget



Ogden
UTAH
Still Untamed

OGDEN CITY REDEVELOPMENT AGENCY

State of Utah

Summary and Narrative Of Line Item Budget

FISCAL YEAR 2021 - 2022

The Line Item Budget may be reviewed in the Ogden City Recorder's Office
or in the Comptroller Division's Office during normal business hours.

Board Members

Bart E. Blair, Chairperson
Marcia L. White, Vice-Chairperson
Angela Choberka
Richard A. Hyer
Luis Lopez
Ben Nadolski
Doug Stephens

Executive Director

Michael P. Caldwell

Compiled by: Department of Management Services

Mara A. Brown, Management Services Director
Lisa Stout, CPA, Comptroller
Justin Sorensen, Deputy Comptroller

TABLE OF CONTENTS

ADOPTED BUDGET 2021-2022

Resolution Adopting Budget	6
RDA Budget Guidelines for Fiscal Year 2022.....	7
Map of Project Areas.....	9
List of Project Areas	10
Summary Charts:	
Sources of Funding	13
Departmental Expenditures.....	13
Revenue Summary	14
Schedule of Appropriations.....	18
Program Summary	22
Ogden Redevelopment Agency	
Summary of Revenues and Expenditures.....	27
Revenue Sources.....	28
Expenditure Detail	29-30
Fairmount District	
Summary of Revenues and Expenditures.....	32
Revenue Sources.....	33
Expenditure Detail	34
CBD Mall District	
Summary of Revenues and Expenditures.....	36
Revenue Sources.....	37
Expenditure Detail	38
South CBD District	
Summary of Revenues and Expenditures.....	40
Revenue Sources.....	41
Expenditure Detail	42
Lincoln District	
Summary of Revenues and Expenditures.....	44
Revenue Sources.....	45
Expenditure Detail	46

Table of Contents (continued)

25th Street District

Summary of Revenues and Expenditures.....	48
Revenue Sources.....	49
Expenditure Detail	50

12th Street District

Summary of Revenues and Expenditures.....	52
Revenue Sources.....	53
Expenditure Detail	54

DDO Economic Development Project Area

Summary of Revenues and Expenditures.....	56
Revenue Sources.....	57
Expenditure Detail	58

Ogden River Redevelopment Project Area

Summary of Revenues and Expenditures.....	60
Revenue Sources.....	61
Expenditure Detail	62

Hinckley Airport

Summary of Revenues and Expenditures.....	64
Revenue Sources.....	65
Expenditure Detail	66

South Wall Economic Development Project Area

Summary of Revenues and Expenditures.....	68
Revenue Sources.....	69
Expenditure Detail	70

Trackline Economic Development Project Area

Summary of Revenues and Expenditures.....	72
Revenue Sources.....	73
Expenditure Detail	74

East Washington Urban Renewal Area

Summary of Revenues and Expenditures.....	76
Revenue Sources.....	77
Expenditure Detail	78

Kiesel Community Development Project Area

Summary of Revenues and Expenditures.....	80
Revenue Sources.....	81
Expenditure Detail	82

Table of Contents (continued)

Adams Community Reinvestment Area

Summary of Revenues and Expenditures.....	84
Revenue Sources.....	85
Expenditure Detail	86

Continental Community Reinvestment Area

Summary of Revenues and Expenditures.....	88
Revenue Sources.....	89
Expenditure Detail	90

RDA Housing Fund

Summary of Revenues and Expenditures.....	92
Revenue Sources.....	93
Expenditure Detail	94

RESOLUTION NO. 2021-10

RESOLUTION OF THE BOARD OF DIRECTORS OF THE OGDEN CITY REDEVELOPMENT AGENCY ADOPTING THE ANNUAL BUDGET FOR FISCAL YEAR 2021-2022 AS REQUIRED BY SECTION 17C-1-601.5, UTAH CODE ANNOTATED, 1953.

WHEREAS, the Board of Directors of the Ogden City Redevelopment Agency has caused an annual budget to be prepared for the Fiscal Year 2021-2022; and

WHEREAS, it is required by Section 17C-1-601.5, Utah Code Annotated, 1953, as amended, that each redevelopment agency prepare and adopt an annual budget for each fiscal year; and

WHEREAS, the Ogden City Redevelopment Agency has adhered to appropriate public hearing requirements as required by law.

NOW, THEREFORE, BE IT RESOLVED by the Board of Directors of the Ogden City Redevelopment Agency that the budget for FY 2021-2022 be approved, adopted and made part of this resolution as Attachment "A."

PASSED AND ADOPTED by the Board of Directors of the Ogden City Redevelopment Agency this 8th day of June, 2021.

Bart Blair

Bart Blair (Jun 30, 2021 10:21 MDT)

Chair

ATTEST:

Tracy Hansen

Tracy Hansen
Ogden City Recorder



APPROVED AS TO FORM: AMB 5/3/2021
LEGAL DATE

Anne-Marie Birk

Anne-Marie Birk (Jun 24, 2021 17:07 MDT)

Fiscal Year 2022

Redevelopment Agency Budget Guidelines

Each year the Redevelopment Agency (RDA) establishes Budget Guidelines to assist in the development, review and approval of the RDA annual budget and future budget amendments. These guidelines provide direction and are policy of the city in these specific areas. Quarterly, annual and periodic reports are to be provided as defined by the Board.

1. **Periodic Reports.** The details of the periodic reports will depend on the complexity of the specific project. The details and reporting frequency will be determined by the Board with input from the Administration.
 - a. Information on projects of specific interest to the Board
 - b. A written report is not required
2. **Quarterly Reports.** Quarterly reports regarding the status and progress for RDA projects may be presented at a work session and should address specific projects of interest to the Board. A list of projects to be addressed will be provided to the Administrative staff at least three (3) days prior to the work session.
 - a. Major projects
 - b. Status and progress of projects as requested by the Board
 - c. A written report is not required

Action Item

- **Quarterly Reports.** Submission of RDA project reports each quarter.

3. **Annual Report.** The Annual Report shall cover information for the prior fiscal year and shall include audited financial information. The annual report shall be presented at the RDA Meeting held in February.
 - a. Accomplishments
 - b. Activity in each project area
 - c. Financial position of each project area (audited)
 - d. Budget to actual comparison for each project area

Action Item

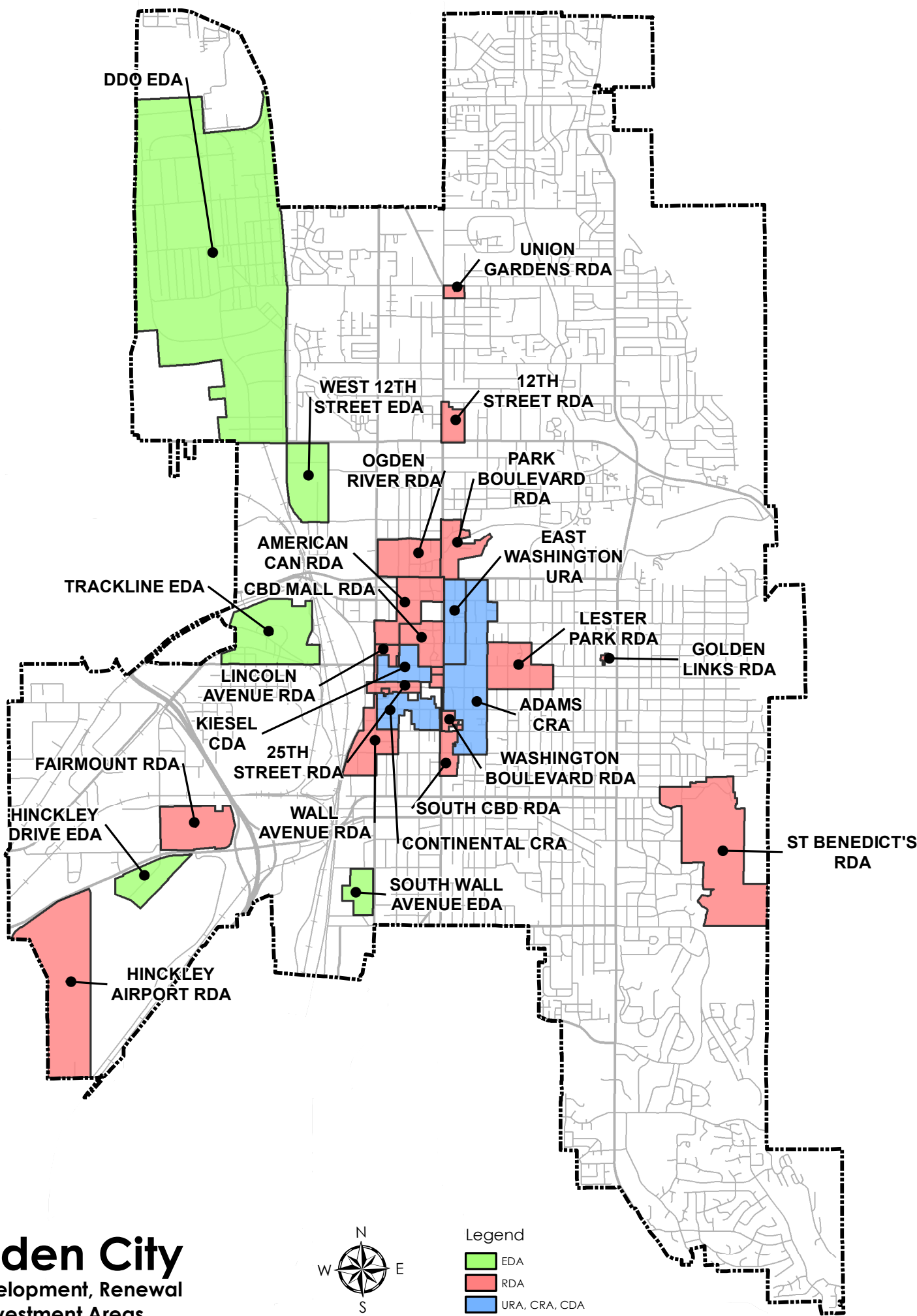
- **Presentation.** RDA meeting scheduled each February.

4. **Financial Tracking of RDA Project Areas and Projects.** The financial progress of each major RDA project within each RDA project area will be monitored. Summary reports will be submitted every April 1 and October 1. The Administration will provide information regarding all new projects as such projects are proposed. All reports should include the approved sources and proposed uses of funds to be expended (RDA and City).

Action Item

- **Summary Reports.** Reports to be submitted every April 1 and October 1.

More Information:
ogdencity.com/rda



Ogden City

Redevelopment, Renewal
& Reinvestment Areas



Legend

- EDA
- RDA
- URA, CRA, CDA

List of Project Areas

REDEVELOPMENT PROJECT AREAS

CBD MALL (1977). Originally created to facilitate the development of the Ogden City Mall. After exceeding its useful life, the Mall was demolished in 2002 and the site was approved in 2004 for a new mixed-use lifestyle center now known as The Junction. **The expiration date of the project area was extended by vote of the taxing entities committee from tax year 2014 to 2026.**

25TH STREET (1979). Created to assist in the redevelopment of the 25th Street national historic district. This well-known project area has become a hub for downtown activity and has been the recipient of numerous local and national awards. **Expires 2015; except on Eccles Building (Hampton Inn) 2017. No sunset ordinance.**

ST. BENEDICT MANOR (1981). Created to convert the old hospital to a 100-unit apartment complex for seniors. **Tax increment may only be used for recreation center purposes until 2015. Resolution to close the area and cease collecting tax increment was approved in 2015.**

UNION GARDENS (1981). Created to facilitate development of low-income housing for the disabled and elderly at 3rd Street and Adams Avenue. **Tax increment may only be used for recreation center purposes until 2015. Resolution to close the area and cease collecting tax increment was approved in 2015.**

WASHINGTON BLVD. (1983). Created to support redevelopment of the central downtown area, including construction of a 600-stall parking garage. **Tax increment may only be used for recreation center purposes until 2015. Resolution to close the area and cease collecting tax increment was approved in 2015.**

LESTER PARK (1986). Created in support of developing residential inner-city housing. **Beginning in 2012 tax increment may only be used for recreation center purposes until 2018.**

GOLDEN LINKS (1986). Created at the request of the Ogden Odd Fellows in support of a 1.4-acre not-for-profit housing project for the elderly and disabled. **Beginning in 2013 tax increment may only be used for recreation center purposes until 2019.**

PARK BOULEVARD (1986). Created to eliminate blight in and around Park Boulevard near the Ogden River. **Beginning in 2012 tax increment may only be used for recreation center purposes until 2018.**

12TH STREET (1987). Created to assist with the demolition of the old Weber High School property at 12th Street and Washington Blvd. in preparation of development of a commercial center. **Beginning in 2016 tax increment may only be used for recreation center purposes until 2022.**

SOUTH CBD (1987). Created to facilitate improvement and expansion of an automobile dealership in the downtown area. **Beginning in 2016 tax increment may only be used for recreation center purposes until 2022.**

LINCOLN AVENUE (1987). Created to assist with redevelopment of a two-block industrial area in the northwest section of downtown. **Beginning in 2018 tax increment may only be used for recreation center purposes until 2024.**

HINCKLEY AIRPORT (1989). Created to encourage appropriate development on and around the Ogden Hinckley Airport. **Expires 2021.**

FAIRMOUNT (1992). Created to assist in the redevelopment of the closed Volvo White GMC heavy truck plant. **Beginning in 2018 tax increment may only be used for recreation center purposes until 2024.**

AMERICAN CAN (1999). Created to facilitate development of four blocks in the general vicinity between Washington and Wall near the American Can property. **Expires 2017.**

WALL AVENUE (2000). Created to assist with the redevelopment of vacant warehousing and manufacturing space and to facilitate improvement of the vacant parcel on the 100 block of 25th Street as well as the Wall Avenue corridor. **Expires 2018.**

OGDEN RIVER (2002). Created to facilitate redevelopment of the river neighborhood along the Ogden River between Washington Boulevard and Wall Avenue on the north boundary of the Central Business District. **The expiration date of the project area was extended by vote of the taxing entities committee from tax year 2017 to 2027.**

URBAN RENEWAL AREAS

EAST WASHINGTON (2010). Created to facilitate retail development on the east side of Washington Blvd. between 20th and 24th streets. Residential development may also be assisted as opportunities arise. **Expires 2031.**

COMMUNITY DEVELOPMENT PROJECT AREAS

KIESEL (2015). Created for the purpose of supporting the redevelopment of historic buildings, strengthening Ogden's employment and tax base, and creating a mechanism to support additional downtown parking. **Expires 2025.**

COMMUNITY REINVESTMENT AREAS

ADAMS (2017). Created to facilitate the restoration/revitalization of historic buildings, strengthen Ogden's employment and tax bases, create or sustain desirable and attainable single-family and multi-family dwellings units, and support more efficient and accessible parking for the Area and the adjacent downtown. **Expires 2044.**

CONTINENTAL (2019). Created for the purpose to promote a downtown mixed-use neighborhood that would create and sustain a desirable quality of life while incorporating land uses, urban design, and development strategies that are in line with Ogden's General Plan. **Term of the Community Reinvestment Area is 22 years.**

ECONOMIC DEVELOPMENT PROJECT AREAS

DEFENSE DEPOT OGDEN (1998). Created to fund replacement of deteriorated infrastructure and construction of new infrastructure required to convert DDO to a manufacturing and business park. **Expires 2019.**

WEST 12TH STREET (2001). Created to facilitate a major expansion of the Fresenius Medical's manufacturing plant. **Expires 2016.**

HINCKLEY DRIVE (2001). Created to facilitate expansion of the Williams International's facility to manufacture jet engines. **Expires 2016.**

SOUTH WALL (2012). Created to facilitate the attraction of new and the expansion of existing automobile dealerships along Wall Avenue. **Expires 2022.**

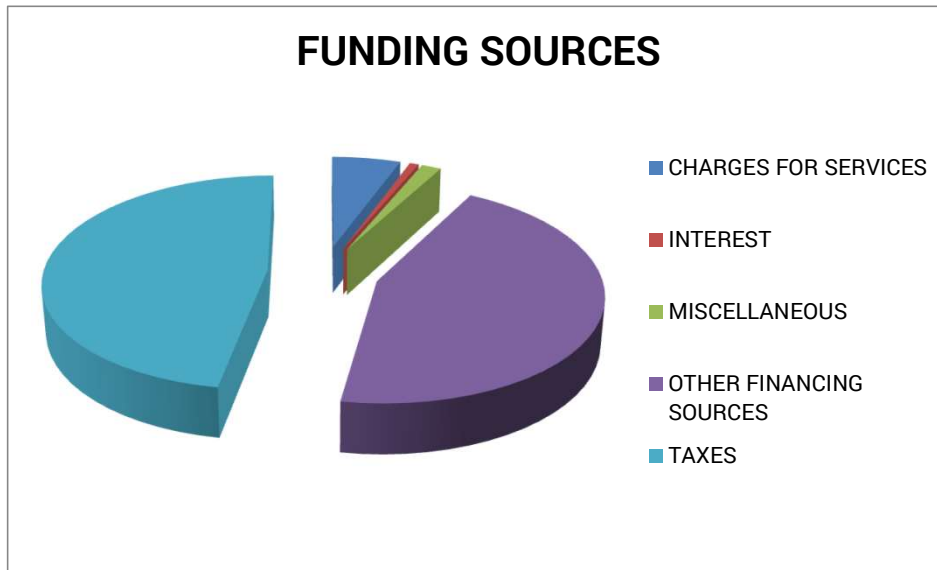
TRACKLINE (2013). Created to facilitate the attraction of new commercial and manufacturing businesses to the otherwise blighted area known as the Ogden Stockyards. **Expires 2033.**

OGDEN REDEVELOPMENT AGENCY

2021 - 2022 ADOPTED BUDGET

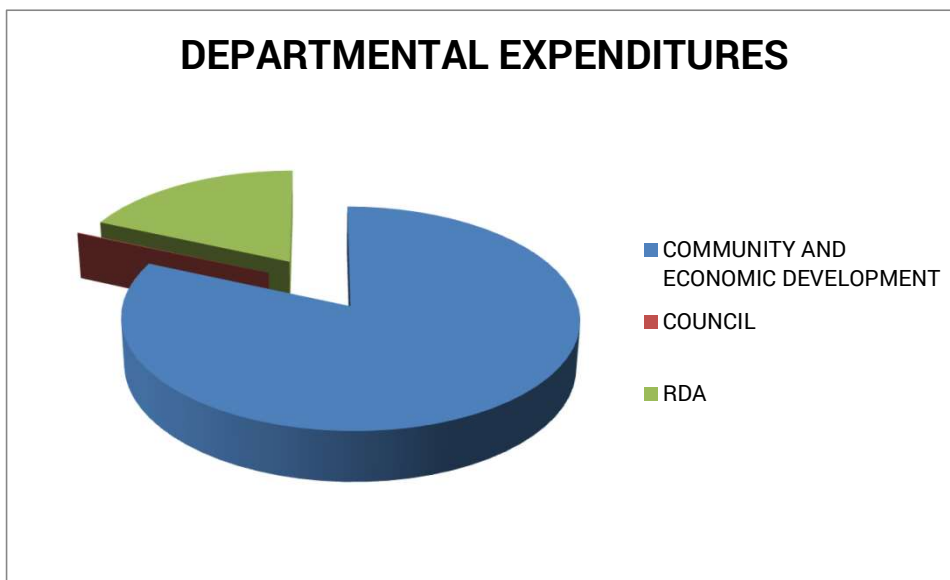
FUNDING SOURCES

CHARGES FOR SERVICES	600,000	5.63%
INTEREST	79,100	0.74%
MISCELLANEOUS	172,075	1.61%
OTHER FINANCING SOURCES	4,767,950	44.73%
TAXES	5,039,850	47.28%
	10,658,975	100%



DEPARTMENTAL EXPENDITURES

COMMUNITY AND ECONOMIC DEVELOPMENT	8,694,025	81.57%
COUNCIL	12,000	0.11%
RDA	1,952,950	18.32%
	10,658,975	100%

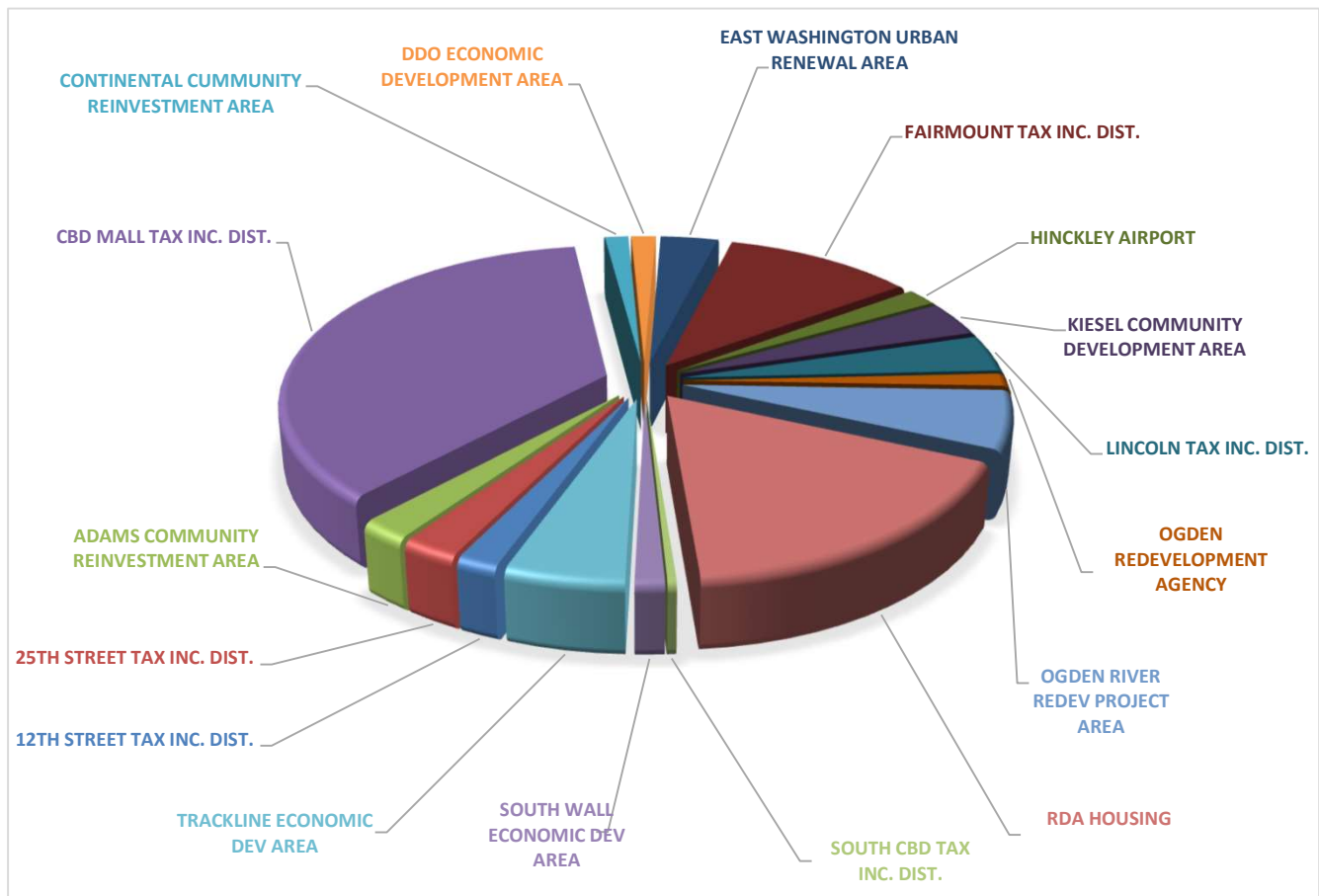


OGDEN REDEVELOPMENT AGENCY

2021-2022 ADOPTED BUDGET

REVENUE SUMMARY

12TH STREET TAX INC. DIST.	188,300	1.77%
25TH STREET TAX INC. DIST.	260,000	2.44%
ADAMS COMMUNITY REINVESTMENT AREA	229,100	2.15%
CBD MALL TAX INC. DIST.	3,835,800	35.99%
CONTINENTAL CUMMUNITY REINVESTMENT AREA	145,025	1.36%
DDO ECONOMIC DEVELOPMENT AREA	150,000	1.41%
EAST WASHINGTON URBAN RENEWAL AREA	352,925	3.31%
FAIRMOUNT TAX INC. DIST.	1,172,500	11.00%
HINCKLEY AIRPORT	190,750	1.79%
KIESEL COMMUNITY DEVELOPMENT AREA	385,475	3.62%
LINCOLN TAX INC. DIST.	411,175	3.86%
OGDEN REDEVELOPMENT AGENCY	139,875	1.31%
OGDEN RIVER REDEV PROJECT AREA	650,200	6.10%
RDA HOUSING	1,825,075	17.12%
SOUTH CBD TAX INC. DIST.	41,100	0.39%
SOUTH WALL ECONOMIC DEV AREA	135,125	1.27%
TRACKLINE ECONOMIC DEV AREA	546,550	5.13%
	10,658,975	100%



OGDEN REDEVELOPMENT AGENCY

2021-2022 ADOPTED BUDGET

REVENUE SUMMARY REPORT

	2020 ACTUAL	2021 ADOPTED	2022 BUDGET
OGDEN REDEVELOPMENT AGENCY			
INTEREST	13,814	6,500	6,500
MISCELLANEOUS	15,000	22,075	22,075
OTHER FINANCING SOURCES	77,450	132,875	111,300
	106,264	161,450	139,875
FAIRMOUNT TAX INC. DIST.			
INTEREST	19,648	7,500	7,500
TAXES	1,236,839	1,140,800	1,165,000
	1,256,486	1,148,300	1,172,500
CBD MALL TAX INC. DIST.			
CHARGES FOR SERVICES	759,569	600,000	600,000
INTEREST	97,681	37,000	37,000
MISCELLANEOUS	19,190	-	-
OTHER FINANCING SOURCES	2,448,375	2,022,800	2,048,800
TAXES	1,264,936	1,215,300	1,150,000
	4,589,750	3,875,100	3,835,800
SOUTH CBD TAX INC. DIST.			
INTEREST	912	600	600
TAXES	31,452	30,000	40,500
	32,364	30,600	41,100
LINCOLN TAX INC. DIST.			
INTEREST	9,971	4,675	4,675
TAXES	430,795	402,000	406,500
	440,766	406,675	411,175
WASHINGTON BLVD TAX INC. DIST.			
INTEREST	56	-	-
	56	-	-
LESTER PARK TAX INC. DIST.			
INTEREST	919	-	-
	919	-	-
GOLDEN LINKS TAX INC. DIST.			
INTEREST	12	-	-
TAXES	542	-	-
	554	-	-
PARK BLVD. TAX INC. DIST.			
INTEREST	317	-	-
	317	-	-

OGDEN REDEVELOPMENT AGENCY

2021-2022 ADOPTED BUDGET

REVENUE SUMMARY REPORT

	2020 ACTUAL	2021 ADOPTED	2022 BUDGET
25TH STREET TAX INC. DIST.			
INTEREST	33,083	-	-
OTHER FINANCING SOURCES	260,000	260,000	260,000
	293,083	260,000	260,000
ST. BENEDICTS TAX INC. DIST.			
INTEREST	9	-	-
	9	-	-
UNION GARDENS TAX INC. DIST.			
INTEREST	6	-	-
	6	-	-
12TH STREET TAX INC. DIST.			
INTEREST	3,516	1,500	1,500
TAXES	203,721	200,000	186,800
	207,237	201,500	188,300
DDO ECONOMIC DEVELOPMENT PROJECT AREA			
INTEREST	96,388	-	-
MISCELLANEOUS	-	150,000	150,000
OTHER FINANCING SOURCES	31,791	-	-
TAXES	6,672,656	-	-
	6,800,835	150,000	150,000
AMERICAN CAN TAX INC. DIST.			
INTEREST	10,481	-	-
	10,481	-	-
WALL AVENUE TAX INC. DIST.			
INTEREST	13,657	-	-
	13,657	-	-
WEST 12TH TAX INC. DIST.			
INTEREST	15,922	-	-
	15,922	-	-
HINCKLEY DR TAX INC. DIST.			
INTEREST	20,476	-	-
MISCELLANEOUS	100,000	-	-
	120,476	-	-
OGDEN RIVER REDEV. PROJECT AREA			
CHARGES FOR SERVICES	28,800	-	-
INTEREST	13,465	3,000	3,000
OTHER FINANCING SOURCES	195,000	320,000	320,000
TAXES	325,311	305,300	327,200
	562,576	628,300	650,200

OGDEN REDEVELOPMENT AGENCY

2021-2022 ADOPTED BUDGET

REVENUE SUMMARY REPORT

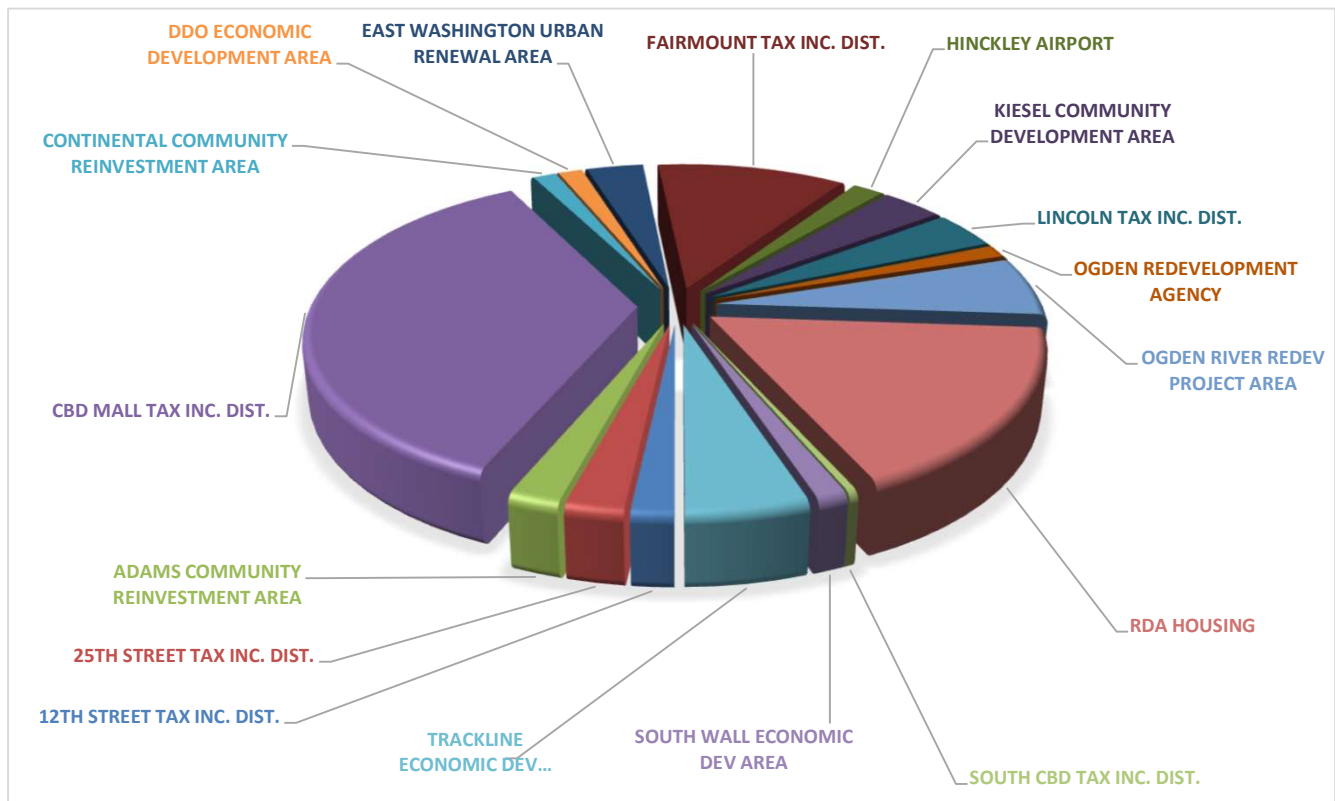
	2020 ACTUAL	2021 ADOPTED	2022 BUDGET
HINCKLEY AIRPORT TAX INC. DIST.			
INTEREST	8,740	4,500	4,500
TAXES	173,286	165,000	186,250
	182,026	169,500	190,750
SOUTH WALL ECONOMIC DEV. AREA			
INTEREST	2,099	750	750
TAXES	123,988	116,000	134,375
	126,088	116,750	135,125
TRACKLINE ECONOMIC DEV. AREA			
INTEREST	(16,667)	-	-
MISCELLANEOUS	436,647	-	-
OTHER FINANCING SOURCES	902,975	92,000	145,850
TAXES	386,157	365,000	400,700
	1,709,113	457,000	546,550
EAST WASHINGTON URBAN RENEWAL AREA			
INTEREST	9,120	6,100	6,100
TAXES	327,290	306,000	346,825
	336,410	312,100	352,925
KIESEL COMMUNITY DEVELOPMENT PROJECT AREA			
INTEREST	6,236	3,600	3,600
TAXES	372,064	358,925	381,875
	378,300	362,525	385,475
ADAMS COMMUNITY REINVESTMENT AREA			
INTEREST	3,416	100	100
OTHER FINANCING SOURCES	135,000	-	-
TAXES	295,484	279,000	229,000
	433,900	279,100	229,100
CONTINENTAL COMMUNITY REINVESTMENT AREA			
INTEREST	4,095	-	-
OTHER FINANCING SOURCES	1,074,325	60,200	60,200
TAXES	-	-	84,825
	1,078,419	60,200	145,025
RDA HOUSING			
CHARGES FOR SERVICES	100,745	-	-
INTEREST	7,483	3,275	3,275
MISCELLANEOUS	289,758	-	-
OTHER FINANCING SOURCES	2,947,724	1,375,750	1,821,800
	3,345,711	1,379,025	1,825,075
GRAND TOTAL:	22,041,724	9,998,125	10,658,975

OGDEN REDEVELOPMENT AGENCY

2021-2022 ADOPTED BUDGET

APPROPRIATIONS BY FUND

12TH STREET TAX INC. DIST.	188,300	1.77%
25TH STREET TAX INC. DIST.	260,000	2.44%
ADAMS COMMUNITY REINVESTMENT AREA	229,100	2.15%
CBD MALL TAX INC. DIST.	3,835,800	35.99%
CONTINENTAL COMMUNITY REINVESTMENT AREA	145,025	1.36%
DDO ECONOMIC DEVELOPMENT AREA	150,000	1.41%
EAST WASHINGTON URBAN RENEWAL AREA	352,925	3.31%
FAIRMOUNT TAX INC. DIST.	1,172,500	11.00%
HINCKLEY AIRPORT	190,750	1.79%
KIESEL COMMUNITY DEVELOPMENT AREA	385,475	3.62%
LINCOLN TAX INC. DIST.	411,175	3.86%
OGDEN REDEVELOPMENT AGENCY	139,875	1.31%
OGDEN RIVER REDEV PROJECT AREA	650,200	6.10%
RDA HOUSING	1,825,075	17.12%
SOUTH CBD TAX INC. DIST.	41,100	0.39%
SOUTH WALL ECONOMIC DEV AREA	135,125	1.27%
TRACKLINE ECONOMIC DEV AREA	546,550	5.13%
	10,658,975	100%



OGDEN REDEVELOPMENT AGENCY

2021-2022 ADOPTED BUDGET

APPROPRIATIONS BY FUND REPORT

	2020 ACTUAL	2021 ADOPTED	2022 BUDGET
OGDEN REDEVELOPMENT AGENCY			
COUNCIL	-	12,000	12,000
RDA	94,104	149,450	127,875
	94,104	161,450	139,875
FAIRMOUNT TAX INC. DIST.			
COMMUNITY AND ECONOMIC DEVELOPMENT	1,236,850	1,148,300	1,172,500
	1,236,850	1,148,300	1,172,500
CBD MALL TAX INC. DIST.			
COMMUNITY AND ECONOMIC DEVELOPMENT	4,183,113	3,875,100	3,835,800
	4,183,113	3,875,100	3,835,800
SOUTH CBD TAX INC. DIST.			
COMMUNITY AND ECONOMIC DEVELOPMENT	31,450	30,600	41,100
	31,450	30,600	41,100
LINCOLN TAX INC. DIST.			
COMMUNITY AND ECONOMIC DEVELOPMENT	430,800	406,675	411,175
	430,800	406,675	411,175
GOLDEN LINKS TAX INC. DIST.			
COMMUNITY AND ECONOMIC DEVELOPMENT	550	-	-
	550	-	-
25TH STREET TAX INC. DIST.			
COMMUNITY AND ECONOMIC DEVELOPMENT	100,943	260,000	260,000
	100,943	260,000	260,000

OGDEN REDEVELOPMENT AGENCY

2021-2022 ADOPTED BUDGET

APPROPRIATIONS BY FUND REPORT

	2020 ACTUAL	2021 ADOPTED	2022 BUDGET
12TH STREET TAX INC. DIST.			
COMMUNITY AND ECONOMIC DEVELOPMENT	203,725	201,500	188,300
	203,725	201,500	188,300
DDO ECONOMIC DEVELOPMENT PROJECT AREA			
COMMUNITY AND ECONOMIC DEVELOPMENT	6,769,033	150,000	150,000
	6,769,033	150,000	150,000
WALL AVENUE TAX INC. DIST.			
COMMUNITY AND ECONOMIC DEVELOPMENT	670	-	-
	670	-	-
HINCKLEY DR TAX INC. DIST.			
COMMUNITY AND ECONOMIC DEVELOPMENT	100,000	-	-
	100,000	-	-
OGDEN RIVER REDEV. PROJECT AREA			
COMMUNITY AND ECONOMIC DEVELOPMENT	346,989	628,300	650,200
	346,989	628,300	650,200
HINCKLEY AIRPORT TAX INC. DIST.			
COMMUNITY AND ECONOMIC DEVELOPMENT	40,485	169,500	190,750
	40,485	169,500	190,750
SOUTH WALL ECONOMIC DEV. AREA			
COMMUNITY AND ECONOMIC DEVELOPMENT	100,169	116,750	135,125
	100,169	116,750	135,125

OGDEN REDEVELOPMENT AGENCY

2021-2022 ADOPTED BUDGET

APPROPRIATIONS BY FUND REPORT

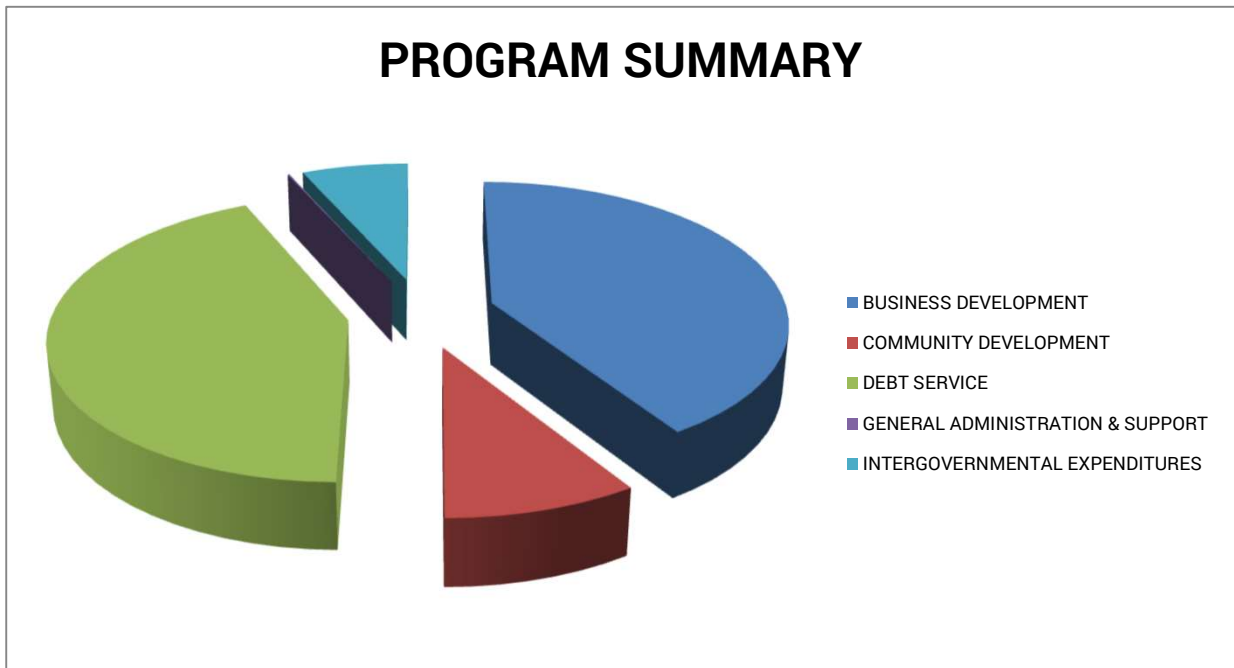
	2020 ACTUAL	2021 ADOPTED	2022 BUDGET
TRACKLINE ECONOMIC DEV. AREA			
COMMUNITY AND ECONOMIC DEVELOPMENT	1,892,857	457,000	546,550
	1,892,857	457,000	546,550
EAST WASHINGTON URBAN RENEWAL AREA			
COMMUNITY AND ECONOMIC DEVELOPMENT	210,572	312,100	352,925
	210,572	312,100	352,925
KIESEL COMMUNITY DEVELOPMENT PROJECT AREA			
COMMUNITY AND ECONOMIC DEVELOPMENT	414,380	362,525	385,475
	414,380	362,525	385,475
ADAMS COMMUNITY REINVESTMENT AREA			
COMMUNITY AND ECONOMIC DEVELOPMENT	223,645	279,100	229,100
	223,645	279,100	229,100
CONTINENTAL COMMUNITY REINVENSTMENT AREA			
COMMUNITY AND ECONOMIC DEVELOPMENT	984,047	60,200	145,025
	984,047	60,200	145,025
RDA HOUSING			
RDA	2,704,494	1,379,025	1,825,075
	2,704,494	1,379,025	1,825,075
GRAND TOTAL:	20,068,875	9,998,125	10,658,975

OGDEN REDEVELOPMENT AGENCY

2021 - 2022 ADOPTED BUDGET

PROGRAM SUMMARY

BUSINESS DEVELOPMENT	4,363,850	40.94%
COMMUNITY DEVELOPMENT	972,825	9.13%
DEBT SERVICE	4,597,325	43.13%
GENERAL ADMINISTRATION & SUPPORT	12,000	0.11%
INTERGOVERNMENTAL EXPENDITURES	712,975	6.69%
	10,658,975	100%



OGDEN REDEVELOPMENT AGENCY 2021-2022 ADOPTED BUDGET

PROGRAM SUMMARY

	<u>2020 ACTUAL</u>	<u>2021 ADOPTED</u>	<u>2022 BUDGET</u>
GENERAL ADMINISTRATION & SUPPORT			
OGDEN REDEVELOPMENT AGENCY			
COUNCIL			
<i>RDA BOARD</i>	-	12,000	12,000
	<u>-</u>	<u>12,000</u>	<u>12,000</u>
COMMUNITY DEVELOPMENT			
OGDEN REDEVELOPMENT AGENCY			
RDA			
<i>OGDEN RDA GENERAL OPERATIONS</i>	94,104	149,450	127,875
RDA HOUSING			
RDA			
<i>OGDEN RDA GENERAL OPERATIONS</i>	3,100,555	298,250	844,950
	<u>3,194,659</u>	<u>447,700</u>	<u>972,825</u>
BUSINESS DEVELOPMENT			
FAIRMOUNT TAX INC. DIST.			
COMMUNITY AND ECONOMIC DEVELOPMENT			
<i>TAX INCREMENT DISTRICTS</i>	1,236,850	1,148,300	1,172,500
CBD MALL TAX INC. DIST.			
COMMUNITY AND ECONOMIC DEVELOPMENT			
<i>TAX INCREMENT DISTRICTS</i>	1,161,783	823,700	745,800
SOUTH CBD TAX INC. DIST.			
COMMUNITY AND ECONOMIC DEVELOPMENT			
<i>TAX INCREMENT DISTRICTS</i>	31,450	30,600	41,100
LINCOLN TAX INC. DIST.			
COMMUNITY AND ECONOMIC DEVELOPMENT			
<i>TAX INCREMENT DISTRICTS</i>	430,800	406,675	411,175
GOLDEN LINKS TAX INC. DIST.			
COMMUNITY AND ECONOMIC DEVELOPMENT			
<i>TAX INCREMENT DISTRICTS</i>	550	-	-

OGDEN REDEVELOPMENT AGENCY

2021-2022 ADOPTED BUDGET

PROGRAM SUMMARY

	2020 ACTUAL	2021 ADOPTED	2022 BUDGET
BUSINESS DEVELOPMENT (CONTINUED...)			
25TH STREET TAX INC. DIST.			
COMMUNITY AND ECONOMIC DEVELOPMENT			
TAX INCREMENT DISTRICTS	900	260,000	260,000
12TH STREET TAX INC. DIST.			
COMMUNITY AND ECONOMIC DEVELOPMENT			
TAX INCREMENT DISTRICTS	203,725	201,500	188,300
DDO ECONOMIC DEVELOPMENT PROJECT AREA			
COMMUNITY AND ECONOMIC DEVELOPMENT			
TAX INCREMENT DISTRICTS	76,958	-	-
WALL AVENUE TAX INC. DIST.			
COMMUNITY AND ECONOMIC DEVELOPMENT			
TAX INCREMENT DISTRICTS	670	-	-
OGDEN RIVER REDEV PROJECT AREA			
COMMUNITY AND ECONOMIC DEVELOPMENT			
TAX INCREMENT DISTRICTS	238,870	401,950	418,375
HINCKLEY AIRPORT			
COMMUNITY AND ECONOMIC DEVELOPMENT			
TAX INCREMENT DISTRICTS	40,485	169,500	135,200
SOUTH WALL ECONOMIC DEV AREA			
COMMUNITY AND ECONOMIC DEVELOPMENT			
TAX INCREMENT DISTRICTS	88,044	116,750	93,125
TRACKLINE ECONOMIC DEV AREA			
COMMUNITY AND ECONOMIC DEVELOPMENT			
TAX INCREMENT DISTRICTS	1,199,095	94,350	129,350
EAST WASHINGTON URBAN RENEWAL AREA			
COMMUNITY AND ECONOMIC DEVELOPMENT			
TAX INCREMENT DISTRICTS	136,931	243,250	274,875
KIESEL COMMUNITY DEVELOPMENT PROJECT AREA			
COMMUNITY AND ECONOMIC DEVELOPMENT			
TAX INCREMENT DISTRICTS	318,754	254,825	270,900
ADAMS COMMUNITY REINVESTMENT AREA			
COMMUNITY AND ECONOMIC DEVELOPMENT			
TAX INCREMENT DISTRICTS	135,000	195,400	160,400
CONTINENTAL COMMUNITY REINVESTMENT AREA			
COMMUNITY AND ECONOMIC DEVELOPMENT			
TAX INCREMENT DISTRICTS	916,553	-	62,750
	6,217,418	4,346,800	4,363,850

OGDEN REDEVELOPMENT AGENCY

2021-2022 ADOPTED BUDGET

PROGRAM SUMMARY

	<u>2020 ACTUAL</u>	<u>2021 ADOPTED</u>	<u>2022 BUDGET</u>
DEBT SERVICE			
CBD MALL TAX INC. DIST.			
COMMUNITY AND ECONOMIC DEVELOPMENT			
TAX INCREMENT DISTRICTS	3,021,330	3,051,400	3,090,000
25TH STREET TAX INC. DIST.			
COMMUNITY AND ECONOMIC DEVELOPMENT			
TAX INCREMENT DISTRICTS	100,043	-	-
OGDEN RIVER REDEV PROJECT AREA			
COMMUNITY AND ECONOMIC DEVELOPMENT			
TAX INCREMENT DISTRICTS	31,791	150,000	150,000
TRACKLINE ECONOMIC DEV AREA			
COMMUNITY AND ECONOMIC DEVELOPMENT			
TAX INCREMENT DISTRICTS	604,952	271,400	317,000
CONTINENTAL COMMUNITY REINVESTMENT AREA			
COMMUNITY AND ECONOMIC DEVELOPMENT			
TAX INCREMENT DISTRICTS	67,494	60,200	60,200
RDA HOUSING			
RDA			
OGDEN RDA GENERAL OPERATIONS	(396,061)	1,080,775	980,125
	<u>3,429,549</u>	<u>4,613,775</u>	<u>4,597,325</u>

OGDEN REDEVELOPMENT AGENCY

2021-2022 ADOPTED BUDGET

PROGRAM SUMMARY

	2020 ACTUAL	2021 ADOPTED	2022 BUDGET
INTERGOVERNMENTAL EXPENDITURES			
DDO ECONOMIC DEVELOPMENT PROJECT AREA			
COMMUNITY AND ECONOMIC DEVELOPMENT			
TAX INCREMENT DISTRICTS	6,692,075	150,000	150,000
WALL AVENUE TAX INC. DIST.			
COMMUNITY AND ECONOMIC DEVELOPMENT			
TAX INCREMENT DISTRICTS	-	-	-
HINCKLEY DR TAX INC. DIST.			
COMMUNITY AND ECONOMIC DEVELOPMENT			
TAX INCREMENT DISTRICTS	100,000	-	-
OGDEN RIVER REDEV PROJECT AREA			
COMMUNITY AND ECONOMIC DEVELOPMENT			
TAX INCREMENT DISTRICTS	76,328	76,350	81,825
HINCKLEY AIRPORT			
COMMUNITY AND ECONOMIC DEVELOPMENT			
TAX INCREMENT DISTRICTS	-	-	55,550
SOUTH WALL ECONOMIC DEV AREA			
COMMUNITY AND ECONOMIC DEVELOPMENT			
TAX INCREMENT DISTRICTS	12,125	-	42,000
TRACKLINE ECONOMIC DEV AREA			
COMMUNITY AND ECONOMIC DEVELOPMENT			
TAX INCREMENT DISTRICTS	88,810	91,250	100,200
EAST WASHINGTON URBAN RENEWAL AREA			
COMMUNITY AND ECONOMIC DEVELOPMENT			
TAX INCREMENT DISTRICTS	73,640	68,850	78,050
KIESEL COMMUNITY DEVELOPMENT PROJECT AREA			
COMMUNITY AND ECONOMIC DEVELOPMENT			
TAX INCREMENT DISTRICTS	95,626	107,700	114,575
ADAMS COMMUNITY REINVESTMENT AREA			
COMMUNITY AND ECONOMIC DEVELOPMENT			
TAX INCREMENT DISTRICTS	88,645	83,700	68,700
CONTINENTAL COMMUNITY REINVESTMENT AREA			
COMMUNITY AND ECONOMIC DEVELOPMENT			
TAX INCREMENT DISTRICTS	-	-	22,075
	<u>7,227,249</u>	<u>577,850</u>	<u>712,975</u>
GRAND TOTAL:	<u>20,068,875</u>	<u>9,998,125</u>	<u>10,658,975</u>

OGDEN REDEVELOPMENT AGENCY
2021-2022 ADOPTED BUDGET
SUMMARY OF REVENUES AND EXPENDITURES
OGDEN REDEVELOPMENT AGENCY

	2020 ACTUAL	2021 ADOPTED	2022 BUDGET
OGDEN REDEVELOPMENT AGENCY			
REVENUES			
INTEREST	13,814	6,500	6,500
MISCELLANEOUS	15,000	22,075	22,075
OTHER FINANCING SOURCES	77,450	132,875	111,300
	<u>106,264</u>	<u>161,450</u>	<u>139,875</u>
EXPENDITURES			
OGDEN RDA GENERAL OPERATIONS	94,104	149,450	127,875
RDA BOARD	-	12,000	12,000
	<u>94,104</u>	<u>161,450</u>	<u>139,875</u>

**OGDEN REDEVELOPMENT AGENCY
2021-2022 ADOPTED BUDGET
FISCAL YEAR REVENUE BUDGET
OGDEN REDEVELOPMENT AGENCY**

	<u>2020 ACTUAL</u>	<u>2021 7-MO ACTUAL</u>	<u>2021 ADOPTED</u>	<u>2022 BUDGET</u>
INTEREST				
GENERAL	13,814	-	6,500	6,500
<i>Interest Income is any interest earned to positive cash balance</i>				
	<u>13,814</u>	<u>-</u>	<u>6,500</u>	<u>6,500</u>
MISCELLANEOUS				
OTHER	15,000	-	22,075	22,075
<i>Miscellaneous revenue is from the various districts to fund administrative costs.</i>				
	<u>15,000</u>	<u>-</u>	<u>22,075</u>	<u>22,075</u>
OTHER FINANCING SOURCES				
FUND BALANCE/CARRYOVER	-	-	-	-
<i>Fund balance carryover is the use of fund balance to help cover operating expenses for the RDA General fund.</i>				
TRANSFERS	77,450	-	132,875	111,300
<i>Transfers are money transferred into the Redevelopment Agency to make debt payments.</i>				
	<u>77,450</u>	<u>-</u>	<u>132,875</u>	<u>111,300</u>
OGDEN REDEVELOPMENT AGENCY TOTAL	<u>106,264</u>	<u>-</u>	<u>161,450</u>	<u>139,875</u>

OGDEN REDEVELOPMENT AGENCY
2021-2022 ADOPTED BUDGET

**SUMMARY OF DEPARTMENTAL EXPENDITURES
OGDEN REDEVELOPMENT AGENCY**

	<u>2020 ACTUAL</u>	<u>2021 7-MO ACTUAL</u>	<u>2021 ADOPTED</u>	<u>2022 BUDGET</u>
COUNCIL				
CHARGES FOR SERVICES	-	-	12,000	12,000
	<u>-</u>	<u>-</u>	<u>12,000</u>	<u>12,000</u>
DIVISION SUMMARY				
COUNCIL				
RDA BOARD	-	-	12,000	12,000
	<u>-</u>	<u>-</u>	<u>12,000</u>	<u>12,000</u>
FUNDING SOURCES				
COUNCIL				
MISCELLANEOUS			12,000	12,000
			<u>12,000</u>	<u>12,000</u>

OGDEN REDEVELOPMENT AGENCY
2021-2022 ADOPTED BUDGET

**SUMMARY OF DEPARTMENTAL EXPENDITURES
OGDEN REDEVELOPMENT AGENCY**

	<u>2020 ACTUAL</u>	<u>2021 7-MO ACTUAL</u>	<u>2021 ADOPTED</u>	<u>2022 BUDGET</u>
RDA				
CHARGES FOR SERVICES	94,104	86,250	149,450	127,875
OTHER OPERATING EXPENSE	-	-	-	-
LAND	-	-	-	-
BUILDING	-	-	-	-
TRANSFERS	-	-	-	-
	<u>94,104</u>	<u>86,250</u>	<u>149,450</u>	<u>127,875</u>

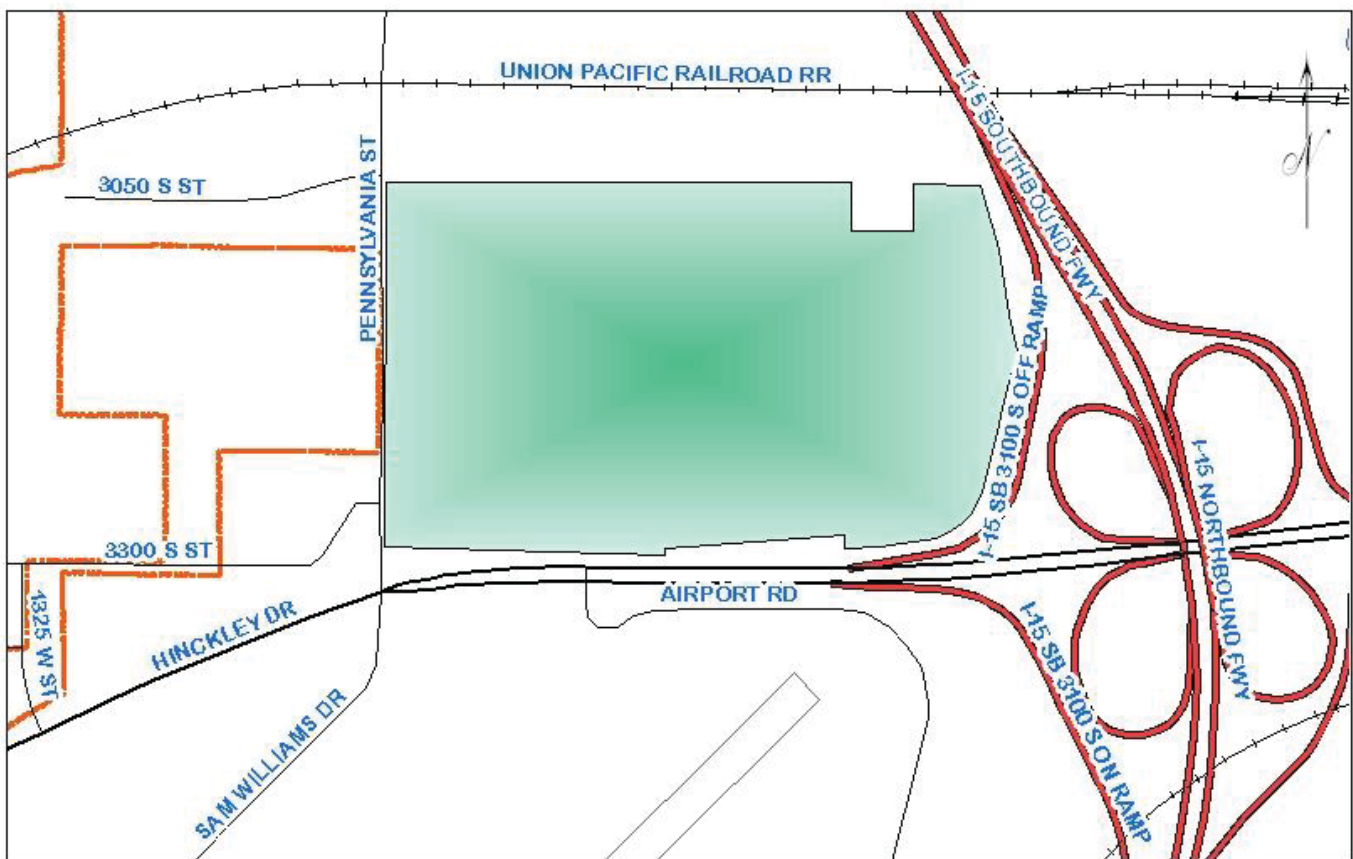
DIVISION SUMMARY

RDA				
OGDEN RDA GENERAL OPERATIONS	94,104	86,250	149,450	127,875
	<u>94,104</u>	<u>86,250</u>	<u>149,450</u>	<u>127,875</u>

FUNDING SOURCES

RDA			
INTEREST INCOME	6,500	6,500	
MISCELLANEOUS	10,075	10,075	
FUND BALANCE/CARRYOVER	-	-	
TRANSFER FROM OTHER FUNDS	132,875	111,300	
	<u>149,450</u>	<u>127,875</u>	

FAIRMOUNT DISTRICT



OGDEN REDEVELOPMENT AGENCY
2021-2022 ADOPTED BUDGET
SUMMARY OF REVENUES AND EXPENDITURES
FAIRMOUNT TAX INC. DIST.

	2020 ACTUAL	2021 ADOPTED	2022 BUDGET
FAIRMOUNT TAX INC. DIST.			
REVENUES			
INTEREST	19,648	7,500	7,500
TAXES	1,236,839	1,140,800	1,165,000
	<u>1,256,486</u>	<u>1,148,300</u>	<u>1,172,500</u>
EXPENDITURES			
TAX INCREMENT DISTRICTS	1,236,850	1,148,300	1,172,500
	<u>1,236,850</u>	<u>1,148,300</u>	<u>1,172,500</u>

**OGDEN REDEVELOPMENT AGENCY
2021-2022 ADOPTED BUDGET
FISCAL YEAR REVENUE BUDGET
FAIRMOUNT TAX INC. DIST.**

	2020 ACTUAL	2021 7-MO ACTUAL	2021 ADOPTED	2022 BUDGET
INTEREST				
GENERAL	19,648	-	7,500	7,500
<i>Interest Income is any interest earned to positive cash balance</i>				
	19,648	-	7,500	7,500
TAXES				
PROPERTY TAXES	1,236,839	1,105,523	1,140,800	1,165,000
<i>Property Taxes are assessed within the Fairmount Tax Increment District to fund improvements.</i>				
	1,236,839	1,105,523	1,140,800	1,165,000
FAIRMOUNT TAX INC. DIST. TOTAL	1,256,486	1,105,523	1,148,300	1,172,500

OGDEN REDEVELOPMENT AGENCY
2021-2022 ADOPTED BUDGET

**SUMMARY OF DEPARTMENTAL EXPENDITURES
FAIRMOUNT TAX INC. DIST.**

	<u>2020 ACTUAL</u>	<u>2021 7-MO ACTUAL</u>	<u>2021 ADOPTED</u>	<u>2022 BUDGET</u>
COMMUNITY AND ECONOMIC DEVELOPMENT				
OTHER OPERATING EXPENSE	1,236,850	-	1,148,300	1,172,500
DEBT SERVICE	-	-	-	-
OPERATING TRANSFERS	-	-	-	-
	<u>1,236,850</u>	<u>-</u>	<u>1,148,300</u>	<u>1,172,500</u>

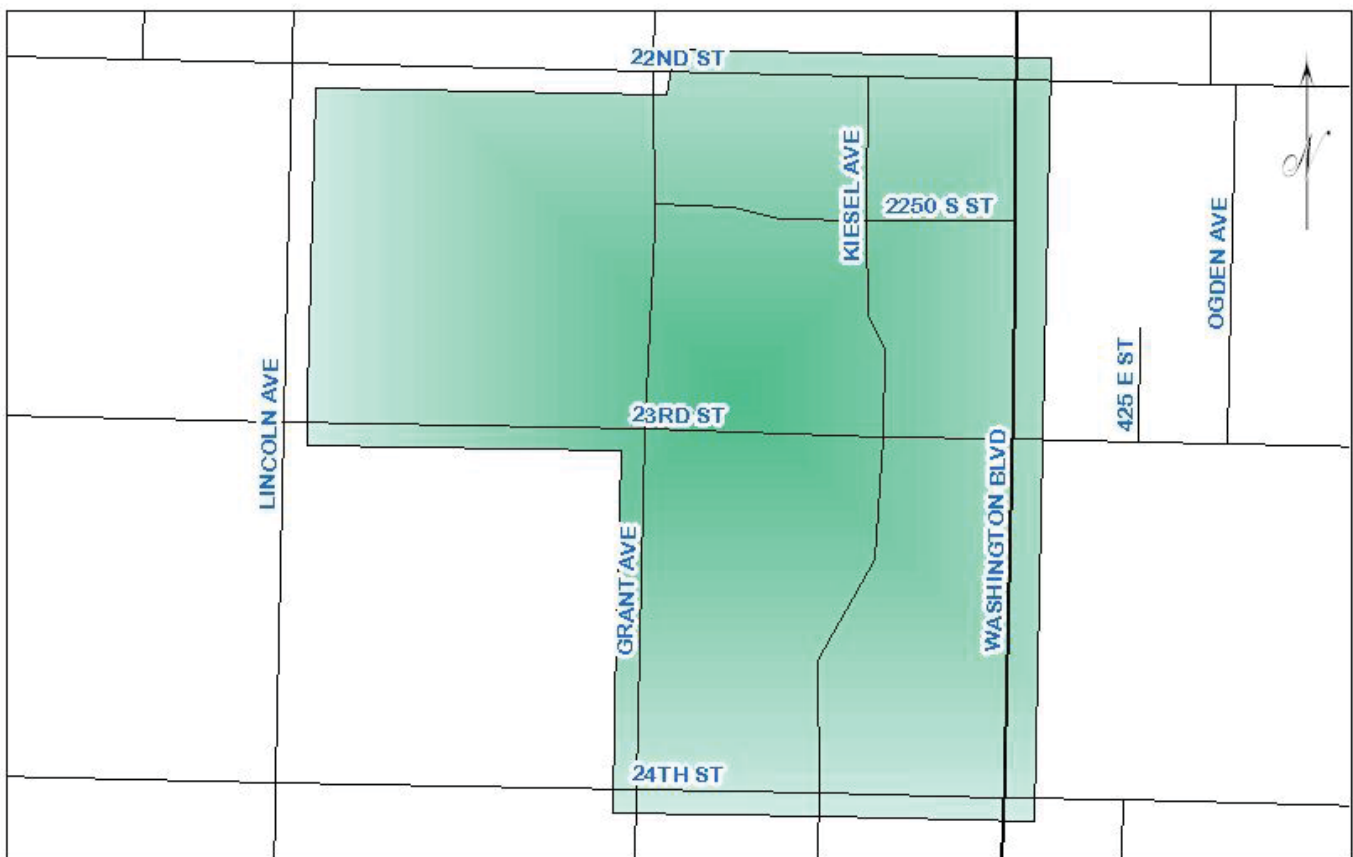
DIVISION SUMMARY

COMMUNITY AND ECONOMIC DEVELOPMENT				
TAX INCREMENT DISTRICTS	1,236,850	-	1,148,300	1,172,500
	<u>1,236,850</u>	<u>-</u>	<u>1,148,300</u>	<u>1,172,500</u>

FUNDING SOURCES

COMMUNITY AND ECONOMIC DEVELOPMENT			
INTEREST INCOME		7,500	7,500
CHARGES FOR SERVICES		-	-
TAX REVENUE		1,140,800	1,165,000
		<u>1,148,300</u>	<u>1,172,500</u>

CBD MALL DISTRICT



OGDEN REDEVELOPMENT AGENCY
2021-2022 ADOPTED BUDGET
SUMMARY OF REVENUES AND EXPENDITURES
CBD MALL TAX INC. DIST.

	2020 ACTUAL	2021 ADOPTED	2022 BUDGET
CBD MALL TAX INC. DIST.			
REVENUES			
CHARGES FOR SERVICES	759,569	600,000	600,000
INTEREST	97,681	37,000	37,000
MISCELLANEOUS	19,190	-	-
OTHER FINANCING SOURCES	2,448,375	2,022,800	2,048,800
TAXES	1,264,936	1,215,300	1,150,000
	<u><u>4,589,750</u></u>	<u><u>3,875,100</u></u>	<u><u>3,835,800</u></u>
EXPENDITURES			
TAX INCREMENT DISTRICTS	4,183,113	3,875,100	3,835,800
	<u><u>4,183,113</u></u>	<u><u>3,875,100</u></u>	<u><u>3,835,800</u></u>

**OGDEN REDEVELOPMENT AGENCY
2021-2022 ADOPTED BUDGET
FISCAL YEAR REVENUE BUDGET
CBD MALL TAX INC. DIST.**

	2020 ACTUAL	2021 7-MO ACTUAL	2021 ADOPTED	2022 BUDGET
CHARGES FOR SERVICES				
LEASE REVENUE	759,569	225,960	600,000	600,000
<i>Lease Revenue records the revenue from leasing operation primarily at the Rec Center.</i>				
	759,569	225,960	600,000	600,000
INTEREST				
GENERAL	97,681	5	37,000	37,000
<i>Interest Income is any interest earned to positive cash balance</i>				
	97,681	5	37,000	37,000
MISCELLANEOUS				
SALE OF ASSETS	19,190	8,797	-	-
<i>Sale of Assets revenue is generated throught the occasional sale of fixed assets</i>				
	19,190	8,797	-	-
OTHER FINANCING SOURCES				
BOND AND LOAN PROCEEDS	295,000	250,000	250,000	250,000
<i>Bond and loan proceeds are generally specified for a specific purpose.</i>				
TRANSFERS	2,153,375	-	1,772,800	1,798,800
<i>Transfers are money transfered in to the Redevelopment Agency to make payments.</i>				
	2,448,375	250,000	2,022,800	2,048,800
TAXES				
PROPERTY TAXES	1,264,936	1,067,044	1,215,300	1,150,000
<i>Property Taxes are assessed within the Central Business District (CBD) Tax Increment District to fund improvements</i>				
	1,264,936	1,067,044	1,215,300	1,150,000
CBD MALL TAX INC. DIST. TOTAL	4,589,750	1,551,806	3,875,100	3,835,800

OGDEN REDEVELOPMENT AGENCY
2021-2022 ADOPTED BUDGET

**SUMMARY OF DEPARTMENTAL EXPENDITURES
CBD MALL TAX INC. DIST.**

	<u>2020 ACTUAL</u>	<u>2021 7-MO ACTUAL</u>	<u>2021 ADOPTED</u>	<u>2022 BUDGET</u>
COMMUNITY AND ECONOMIC DEVELOPMENT				
OTHER OPERATING EXPENSE	204,811	117,130	590,000	590,000
CHARGES FOR SERVICES	300,000	300,000	-	-
DEBT SERVICE	3,021,337	370,252	3,051,400	3,090,000
BUILDING	621,614	203,385	-	-
IMPROVEMENTS	35,351	10,882	233,700	155,800
	<u>4,183,113</u>	<u>1,001,649</u>	<u>3,875,100</u>	<u>3,835,800</u>

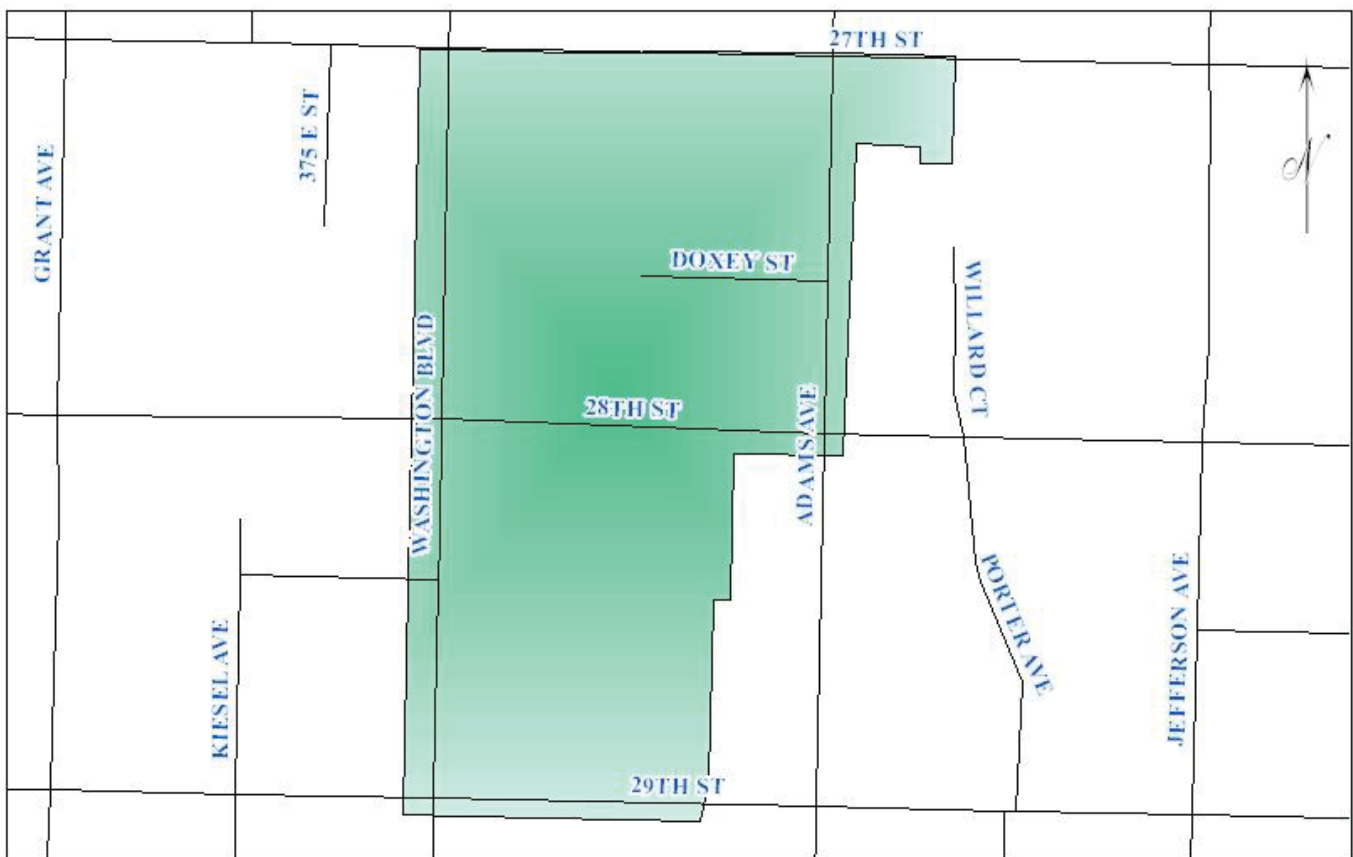
DIVISION SUMMARY

COMMUNITY AND ECONOMIC DEVELOPMENT				
TAX INCREMENT DISTRICTS	4,183,113	1,001,649	3,875,100	3,835,800
	<u>4,183,113</u>	<u>1,001,649</u>	<u>3,875,100</u>	<u>3,835,800</u>

FUNDING SOURCES

COMMUNITY AND ECONOMIC DEVELOPMENT			
CHARGES FOR SERVICES		600,000	600,000
INTEREST INCOME		37,000	37,000
OTHER FINANCING SOURCES		2,022,800	2,048,800
TAX REVENUE		1,215,300	1,150,000
		<u>3,875,100</u>	<u>3,835,800</u>

SOUTH CBD DISTRICT



OGDEN REDEVELOPMENT AGENCY
2021-2022 ADOPTED BUDGET
SUMMARY OF REVENUES AND EXPENDITURES
SOUTH CBD TAX INC. DIST.

	2020 ACTUAL	2021 ADOPTED	2022 BUDGET
SOUTH CBD TAX INC. DIST.			
REVENUES			
INTEREST	912	600	600
TAXES	31,452	30,000	40,500
	<u>32,364</u>	<u>30,600</u>	<u>41,100</u>
EXPENDITURES			
TAX INCREMENT DISTRICTS	31,450	30,600	41,100
	<u>31,450</u>	<u>30,600</u>	<u>41,100</u>

**OGDEN REDEVELOPMENT AGENCY
2021-2022 ADOPTED BUDGET
FISCAL YEAR REVENUE BUDGET
SOUTH CBD TAX INC. DIST.**

	<u>2020 ACTUAL</u>	<u>2021 7-MO ACTUAL</u>	<u>2021 ADOPTED</u>	<u>2022 BUDGET</u>
INTEREST				
GENERAL	912	-	600	600
<i>Interest Income is any interest earned to positive cash balance</i>				
	<u>912</u>	<u>-</u>	<u>600</u>	<u>600</u>
TAXES				
PROPERTY TAXES	31,452	37,078	30,000	40,500
<i>Property Taxes are assessed within the South Central Business District (CBD) Tax Increment District to fund improvements</i>				
	<u>31,452</u>	<u>37,078</u>	<u>30,000</u>	<u>40,500</u>
SOUTH CBD TAX INC. DIST. TOTAL	<u>32,364</u>	<u>37,078</u>	<u>30,600</u>	<u>41,100</u>

OGDEN REDEVELOPMENT AGENCY
2021-2022 ADOPTED BUDGET

**SUMMARY OF DEPARTMENTAL EXPENDITURES
SOUTH CBD TAX INC. DIST.**

	<u>2020 ACTUAL</u>	<u>2021 7-MO ACTUAL</u>	<u>2021 ADOPTED</u>	<u>2022 BUDGET</u>
COMMUNITY AND ECONOMIC DEVELOPMENT				
OTHER OPERATING EXPENSE	31,450	-	30,600	41,100
OPERATING TRANSFERS	-	-	-	-
	<u>31,450</u>	<u>-</u>	<u>30,600</u>	<u>41,100</u>

DIVISION SUMMARY

COMMUNITY AND ECONOMIC DEVELOPMENT				
TAX INCREMENT DISTRICTS	31,450	-	30,600	41,100
	<u>31,450</u>	<u>-</u>	<u>30,600</u>	<u>41,100</u>

FUNDING SOURCES

COMMUNITY AND ECONOMIC DEVELOPMENT			
INTEREST INCOME		600	600
TAX REVENUE		30,000	40,500
		<u>30,600</u>	<u>41,100</u>

LINCOLN DISTRICT



OGDEN REDEVELOPMENT AGENCY
2021-2022 ADOPTED BUDGET
SUMMARY OF REVENUES AND EXPENDITURES
LINCOLN TAX INC. DIST.

	2020 ACTUAL	2021 ADOPTED	2022 BUDGET
LINCOLN TAX INC. DIST.			
REVENUES			
INTEREST	9,971	4,675	4,675
TAXES	430,795	402,000	406,500
	<u>440,766</u>	<u>406,675</u>	<u>411,175</u>
EXPENDITURES			
TAX INCREMENT DISTRICTS	430,800	406,675	411,175
	<u>430,800</u>	<u>406,675</u>	<u>411,175</u>

**OGDEN REDEVELOPMENT AGENCY
2021-2022 ADOPTED BUDGET
FISCAL YEAR REVENUE BUDGET
LINCOLN TAX INC. DIST.**

	<u>2020 ACTUAL</u>	<u>2021 7-MO ACTUAL</u>	<u>2021 ADOPTED</u>	<u>2022 BUDGET</u>
INTEREST				
GENERAL	9,971	-	4,675	4,675
<i>Interest Income is any interest earned to positive cash balance</i>				
	<u>9,971</u>	<u>-</u>	<u>4,675</u>	<u>4,675</u>
TAXES				
PROPERTY TAXES	430,795	375,496	402,000	406,500
<i>Property Taxes are assessed within the Lincoln Tax Increment District to fund improvements</i>				
	<u>430,795</u>	<u>375,496</u>	<u>402,000</u>	<u>406,500</u>
LINCOLN TAX INC. DIST. TOTAL	<u>440,766</u>	<u>375,496</u>	<u>406,675</u>	<u>411,175</u>

OGDEN REDEVELOPMENT AGENCY
2021-2022 ADOPTED BUDGET

**SUMMARY OF DEPARTMENTAL EXPENDITURES
LINCOLN TAX INC. DIST.**

	<u>2020 ACTUAL</u>	<u>2021 7-MO ACTUAL</u>	<u>2021 ADOPTED</u>	<u>2022 BUDGET</u>
COMMUNITY AND ECONOMIC DEVELOPMENT				
OTHER OPERATING EXPENSE	430,800	-	406,675	411,175
OPERATING TRANSFERS	-	-	-	-
	<u>430,800</u>	<u>-</u>	<u>406,675</u>	<u>411,175</u>

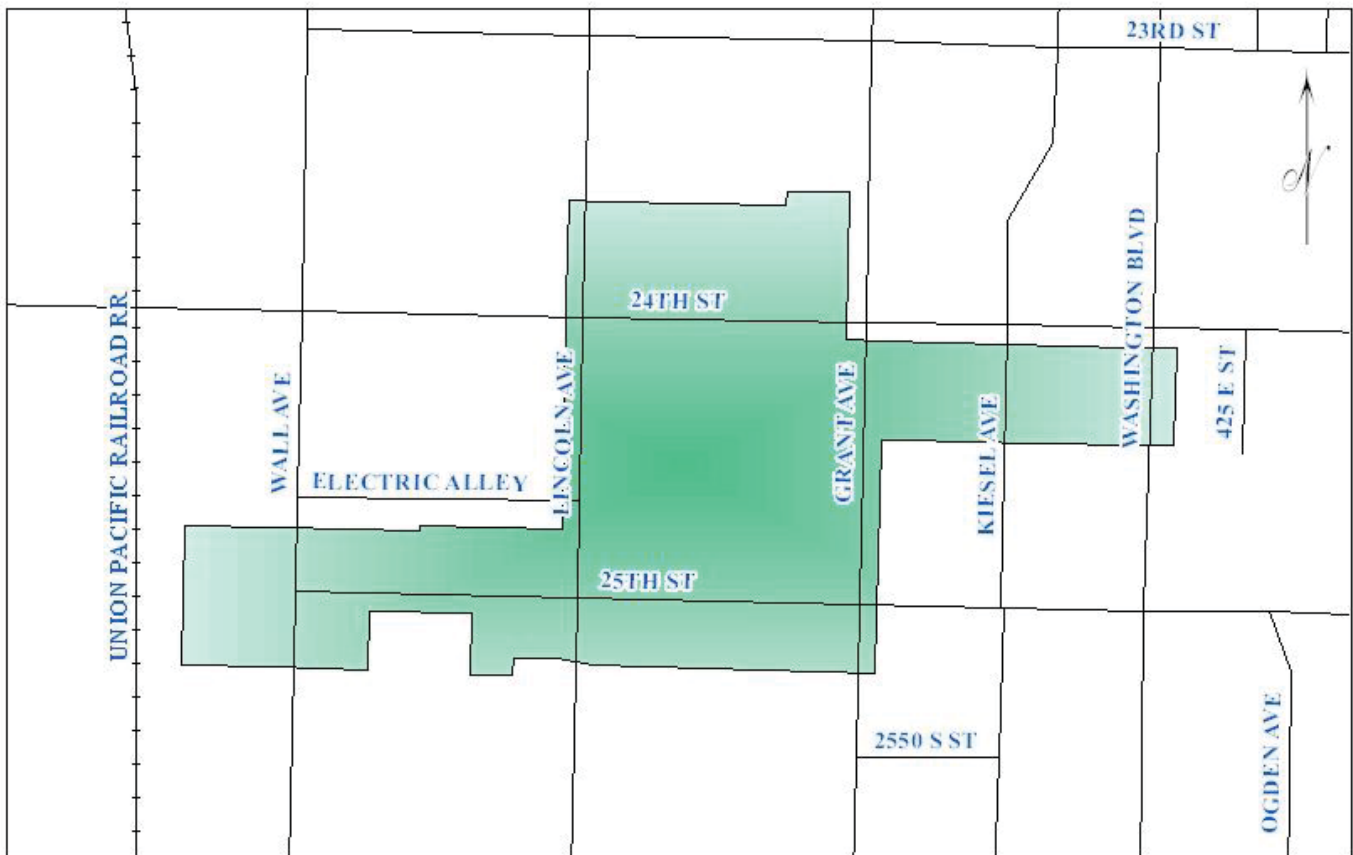
DIVISION SUMMARY

COMMUNITY AND ECONOMIC DEVELOPMENT TAX INCREMENT DISTRICTS	430,800	-	406,675	411,175
	<u>430,800</u>	<u>-</u>	<u>406,675</u>	<u>411,175</u>

FUNDING SOURCES

COMMUNITY AND ECONOMIC DEVELOPMENT INTEREST INCOME	4,675	4,675
TAX REVENUE	402,000	406,500
	<u>406,675</u>	<u>411,175</u>

25TH STREET DISTRICT



OGDEN REDEVELOPMENT AGENCY
2021-2022 ADOPTED BUDGET
SUMMARY OF REVENUES AND EXPENDITURES
25TH STREET TAX INC. DIST.

	2020 ACTUAL	2021 ADOPTED	2022 BUDGET
25TH STREET TAX INC. DIST.			
REVENUES			
INTEREST	33,083	-	-
OTHER FINANCING SOURCES	260,000	260,000	260,000
	<u>293,083</u>	<u>260,000</u>	<u>260,000</u>
EXPENDITURES			
TAX INCREMENT DISTRICTS	100,943	260,000	260,000
	<u>100,943</u>	<u>260,000</u>	<u>260,000</u>

**OGDEN REDEVELOPMENT AGENCY
2021-2022 ADOPTED BUDGET
FISCAL YEAR REVENUE BUDGET
25TH STREET TAX INC. DIST.**

	2020 ACTUAL	2021 7-MO ACTUAL	2021 ADOPTED	2022 BUDGET
INTEREST				
GENERAL	33,083	-	-	-
<i>Interest Income is any interest earned to positive cash balance</i>				
	33,083	-	-	-
OTHER FINANCING SOURCES				
TRANSFERS	260,000	860,000	260,000	260,000
<i>Other financing sources are interagency transfers from Ogden City to help cover contract obligations.</i>				
	260,000	860,000	260,000	260,000
25TH STREET TAX INC. DIST. TOTAL	293,083	860,000	260,000	260,000

OGDEN REDEVELOPMENT AGENCY
2021-2022 ADOPTED BUDGET

**SUMMARY OF DEPARTMENTAL EXPENDITURES
25TH STREET TAX INC. DIST.**

	<u>2020 ACTUAL</u>	<u>2021 7-MO ACTUAL</u>	<u>2021 ADOPTED</u>	<u>2022 BUDGET</u>
COMMUNITY AND ECONOMIC DEVELOPMENT				
OTHER OPERATING EXPENSE	-	-	260,000	260,000
DEBT SERVICE	100,043	590,981	-	-
LAND	900	450	-	-
OPERATING TRANSFERS	-	-	-	-
	<u>100,943</u>	<u>591,431</u>	<u>260,000</u>	<u>260,000</u>

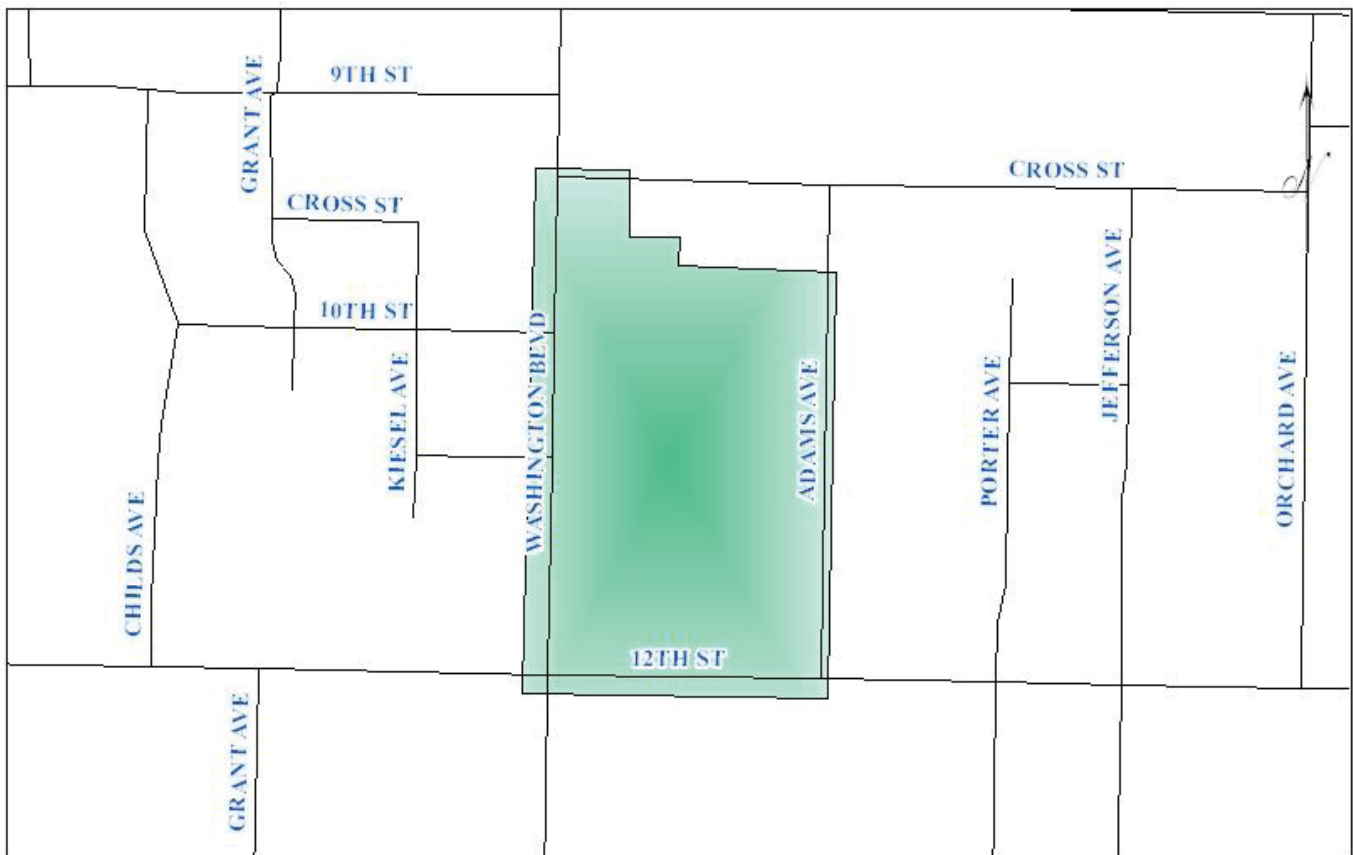
DIVISION SUMMARY

COMMUNITY AND ECONOMIC DEVELOPMENT				
TAX INCREMENT DISTRICTS	100,943	591,431	260,000	260,000
	<u>100,943</u>	<u>591,431</u>	<u>260,000</u>	<u>260,000</u>

FUNDING SOURCES

COMMUNITY AND ECONOMIC DEVELOPMENT				
INTEREST INCOME			-	-
FUND BALANCE/CARRYOVER			-	-
TRANSFERS			260,000	260,000
TAX REVENUE			-	-
			<u>260,000</u>	<u>260,000</u>

12TH STREET DISTRICT



OGDEN REDEVELOPMENT AGENCY
2021-2022 ADOPTED BUDGET
SUMMARY OF REVENUES AND EXPENDITURES
12TH STREET TAX INC. DIST.

	2020 ACTUAL	2021 ADOPTED	2022 BUDGET
12TH STREET TAX INC. DIST.			
REVENUES			
INTEREST	3,516	1,500	1,500
TAXES	203,721	200,000	186,800
	<u>207,237</u>	<u>201,500</u>	<u>188,300</u>
EXPENDITURES			
TAX INCREMENT DISTRICTS	203,725	201,500	188,300
	<u>203,725</u>	<u>201,500</u>	<u>188,300</u>

**OGDEN REDEVELOPMENT AGENCY
2021-2022 ADOPTED BUDGET
FISCAL YEAR REVENUE BUDGET
12TH STREET TAX INC. DIST.**

	<u>2020 ACTUAL</u>	<u>2021 7-MO ACTUAL</u>	<u>2021 ADOPTED</u>	<u>2022 BUDGET</u>
INTEREST				
GENERAL	3,516	-	1,500	1,500
<i>Interest Income is any interest earned to positive cash balance</i>				
	<u>3,516</u>	<u>-</u>	<u>1,500</u>	<u>1,500</u>
TAXES				
PROPERTY TAXES	203,721	177,096	200,000	186,800
<i>Property Taxes are assessed within the 12th Street Tax Increment District to fund improvements</i>				
	<u>203,721</u>	<u>177,096</u>	<u>200,000</u>	<u>186,800</u>
12TH STREET TAX INC. DIST. TOTAL	<u>207,237</u>	<u>177,096</u>	<u>201,500</u>	<u>188,300</u>

OGDEN REDEVELOPMENT AGENCY
2021-2022 ADOPTED BUDGET

**SUMMARY OF DEPARTMENTAL EXPENDITURES
12TH STREET TAX INC. DIST.**

	<u>2020 ACTUAL</u>	<u>2021 7-MO ACTUAL</u>	<u>2021 ADOPTED</u>	<u>2022 BUDGET</u>
COMMUNITY AND ECONOMIC DEVELOPMENT				
OTHER OPERATING EXPENSE	203,725	-	201,500	188,300
OPERATING TRANSFERS	-	-	-	-
	<u>203,725</u>	<u>-</u>	<u>201,500</u>	<u>188,300</u>

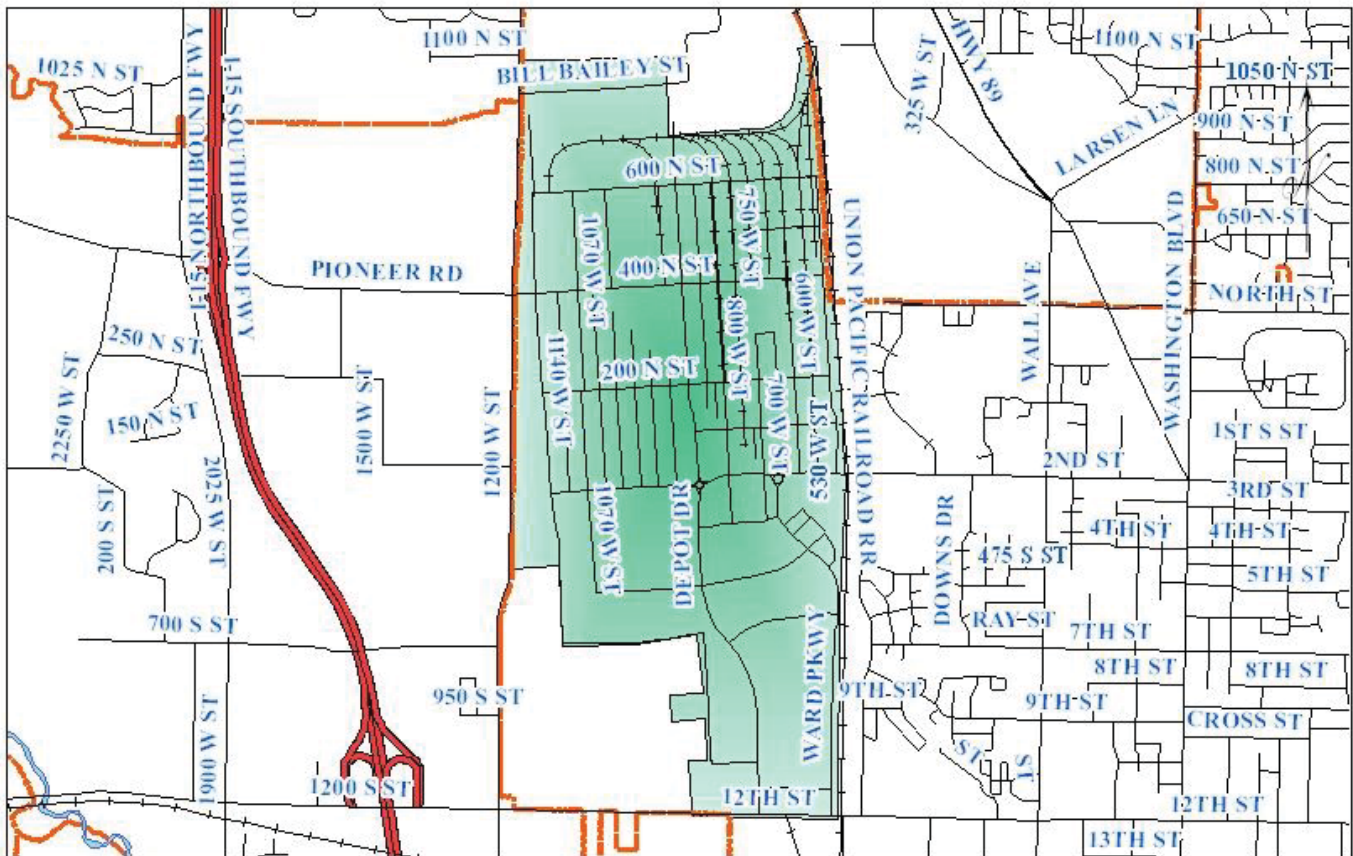
DIVISION SUMMARY

COMMUNITY AND ECONOMIC DEVELOPMENT TAX INCREMENT DISTRICTS	203,725	-	201,500	188,300
	<u>203,725</u>	<u>-</u>	<u>201,500</u>	<u>188,300</u>

FUNDING SOURCES

COMMUNITY AND ECONOMIC DEVELOPMENT INTEREST INCOME	1,500	1,500
TAX REVENUE	200,000	186,800
	<u>201,500</u>	<u>188,300</u>

DDO ECONOMIC DEV PROJECT AREA



OGDEN REDEVELOPMENT AGENCY
2021-2022 ADOPTED BUDGET
SUMMARY OF REVENUES AND EXPENDITURES
DDO ECONOMIC DEVELOPMENT PROJECT AREA

	2020 ACTUAL	2021 ADOPTED	2022 BUDGET
DDO ECONOMIC DEVELOPMENT PROJECT AREA			
REVENUES			
INTEREST	96,388	-	-
MISCELLANEOUS REVENUE	-	150,000	150,000
OTHER FINANCING SOURCES	31,791	-	-
TAXES	6,672,656	-	-
	<u>6,800,835</u>	<u>150,000</u>	<u>150,000</u>
EXPENDITURES			
TAX INCREMENT DISTRICTS	6,769,033	150,000	150,000
	<u>6,769,033</u>	<u>150,000</u>	<u>150,000</u>

**OGDEN REDEVELOPMENT AGENCY
2021-2022 ADOPTED BUDGET
FISCAL YEAR REVENUE BUDGET
DDO ECONOMIC DEVELOPMENT PROJECT AREA**

	2020 ACTUAL	2021 7-MO ACTUAL	2021 ADOPTED	2022 BUDGET
INTEREST				
GENERAL	96,388	-	-	-
<i>Interest Income is any interest earned to positive cash balance</i>				
	96,388	-	-	-
MISCELLANEOUS				
LOAN REPAYMENTS	-	-	150,000	150,000
<i>Miscellaneous revenue is from the various districts to fund administrative costs.</i>				
	-	-	150,000	150,000
OTHER FINANCING SOURCES				
BOND AND LOAN PROCEEDS	31,791	-	-	-
<i>Bond and loan proceeds are generally specified for a specific purpose.</i>				
	31,791	-	-	-
TAXES				
PROPERTY TAXES	6,672,656	-	-	-
<i>Property Taxes are assessed within the DDO Tax Increment District to fund improvements</i>				
	6,672,656	-	-	-
DDO ECONOMIC DEVELOPMENT PROJECT AREA	6,800,835	-	150,000	150,000

OGDEN REDEVELOPMENT AGENCY
2021-2022 ADOPTED BUDGET

**SUMMARY OF DEPARTMENTAL EXPENDITURES
DDO ECONOMIC DEVELOPMENT PROJECT AREA**

	<u>2020 ACTUAL</u>	<u>2021 7-MO ACTUAL</u>	<u>2021 ADOPTED</u>	<u>2022 BUDGET</u>
COMMUNITY AND ECONOMIC DEVELOPMENT				
OTHER OPERATING EXPENSE	76,958	-	-	-
INTERAGENCY TRANSFERS	6,692,075	-	150,000	150,000
	<u>6,769,033</u>	<u>-</u>	<u>150,000</u>	<u>150,000</u>

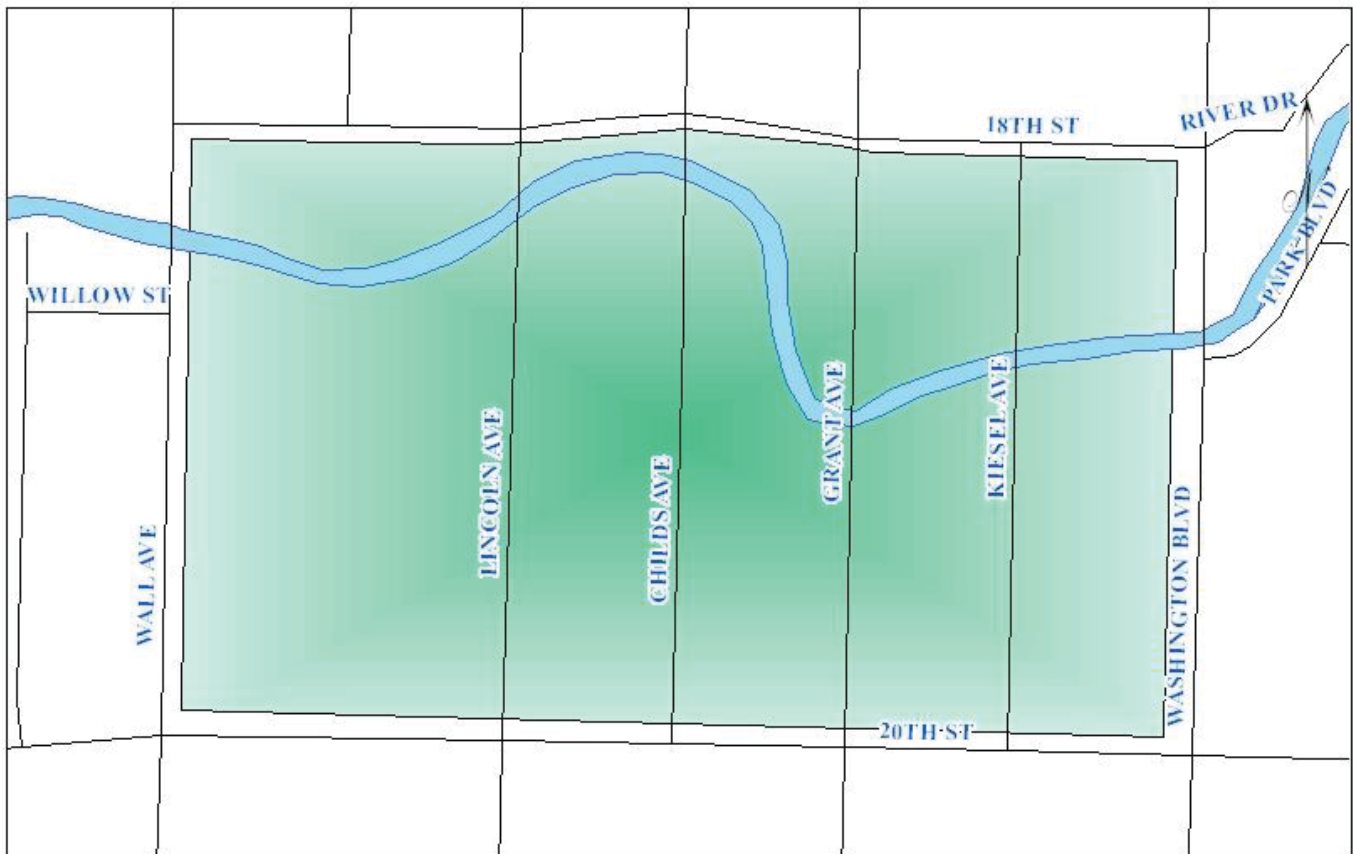
DIVISION SUMMARY

COMMUNITY AND ECONOMIC DEVELOPMENT				
TAX INCREMENT DISTRICTS	6,769,033	-	150,000	150,000
	<u>6,769,033</u>	<u>-</u>	<u>150,000</u>	<u>150,000</u>

FUNDING SOURCES

COMMUNITY AND ECONOMIC DEVELOPMENT			
INTEREST INCOME		-	-
MISCELLANEOUS		150,000	150,000
TAX REVENUE		-	-
		<u>150,000</u>	<u>150,000</u>

OGDEN RIVER REDEVELOPMENT PROJECT AREA



OGDEN REDEVELOPMENT AGENCY
2021-2022 ADOPTED BUDGET
SUMMARY OF REVENUES AND EXPENDITURES
OGDEN RIVER REDEV PROJECT AREA

	2020 ACTUAL	2021 ADOPTED	2022 BUDGET
OGDEN RIVER REDEV PROJECT AREA			
REVENUES			
CHARGES FOR SERVICES	28,800	-	-
INTEREST	13,465	3,000	3,000
OTHER FINANCING SOURCES	195,000	320,000	320,000
TAXES	325,311	305,300	327,200
	<u>562,576</u>	<u>628,300</u>	<u>650,200</u>
EXPENDITURES			
TAX INCREMENT DISTRICTS	346,989	628,300	650,200
	<u>346,989</u>	<u>628,300</u>	<u>650,200</u>

**OGDEN REDEVELOPMENT AGENCY
2021-2022 ADOPTED BUDGET
FISCAL YEAR REVENUE BUDGET
OGDEN RIVER REDEV PROJECT AREA**

	2020 ACTUAL	2021 7-MO ACTUAL	2021 ADOPTED	2022 BUDGET
CHARGES FOR SERVICES				
LEASE REVENUE	28,800	16,800	-	-
<i>Lease Revenue records the revenue from leasing operation from Faves Dry Cleaning.</i>				
	28,800	16,800	-	-
INTEREST				
GENERAL	13,465	-	3,000	3,000
<i>Interest Income is any interest earned to positive cash balance</i>				
	13,465	-	3,000	3,000
OTHER FINANCING SOURCES				
BOND AND LOAN PROCEEDS	195,000	170,000	170,000	170,000
<i>Bond and loan proceeds are generally specified for a specific purpose.</i>				
TRANSFERS	-	-	150,000	150,000
<i>Transfers are money transfered in to the Redevelopment Agency to make payments</i>				
	195,000	170,000	320,000	320,000
TAXES				
PROPERTY TAXES	325,311	283,570	305,300	327,200
<i>Property Taxes are assessed within the Ogden River Redevelopment Area District to fund improvements.</i>				
	325,311	283,570	305,300	327,200
OGDEN RIVER REDEV PROJECT AREA TOTAL	562,576	470,370	628,300	650,200

OGDEN REDEVELOPMENT AGENCY
2021-2022 ADOPTED BUDGET

**SUMMARY OF DEPARTMENTAL EXPENDITURES
OGDEN RIVER REDEV PROJECT AREA**

	<u>2020 ACTUAL</u>	<u>2021 7-MO ACTUAL</u>	<u>2021 ADOPTED</u>	<u>2022 BUDGET</u>
COMMUNITY AND ECONOMIC DEVELOPMENT				
OTHER OPERATING EXPENSE	73,052	16,545	231,950	248,375
DEBT SERVICE	31,791	-	150,000	150,000
LAND	162,753	-	170,000	170,000
IMPROVEMENTS	3,064	-	-	-
OPERATING TRANSFERS	76,328	-	76,350	81,825
	<u>346,988</u>	<u>16,545</u>	<u>628,300</u>	<u>650,200</u>

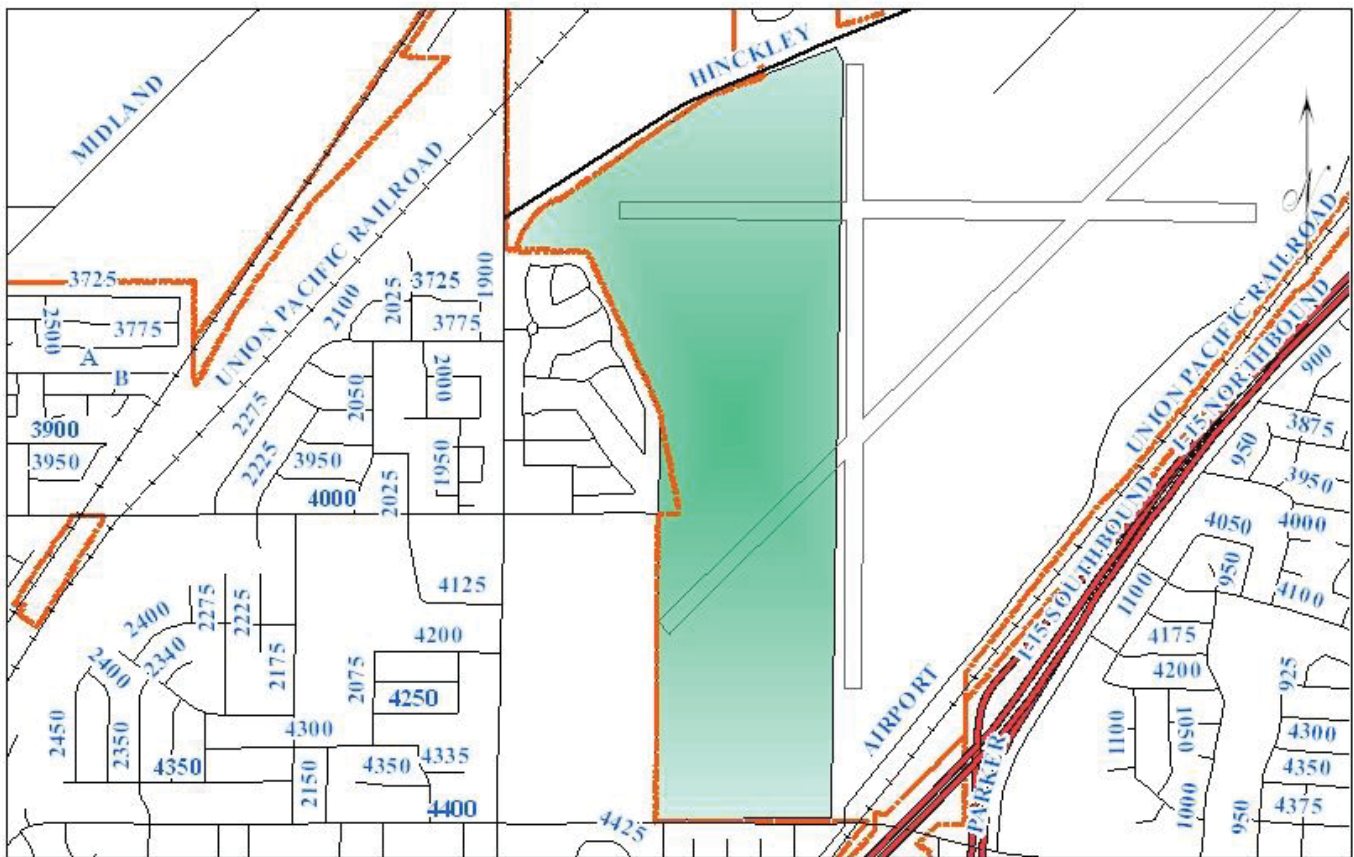
DIVISION SUMMARY

COMMUNITY AND ECONOMIC DEVELOPMENT				
TAX INCREMENT DISTRICTS	346,988	16,545	628,300	650,200
	<u>346,988</u>	<u>16,545</u>	<u>628,300</u>	<u>650,200</u>

FUNDING SOURCES

COMMUNITY AND ECONOMIC DEVELOPMENT			
INTEREST INCOME		3,000	3,000
TAX REVENUE		305,300	320,000
TRANSFER FROM OTHER FUNDS		320,000	327,200
		<u>628,300</u>	<u>650,200</u>

HINCKLEY AIRPORT DISTRICT



OGDEN REDEVELOPMENT AGENCY
2021-2022 ADOPTED BUDGET
SUMMARY OF REVENUES AND EXPENDITURES
HINCKLEY AIRPORT TAX INC. DIST.

	2020 ACTUAL	2021 ADOPTED	2022 BUDGET
HINCKLEY AIRPORT			
REVENUES			
INTEREST	8,740	4,500	4,500
TAXES	173,286	165,000	186,250
	<u>182,026</u>	<u>169,500</u>	<u>190,750</u>
EXPENDITURES			
TAX INCREMENT DISTRICTS	40,485	169,500	190,750
	<u>40,485</u>	<u>169,500</u>	<u>190,750</u>

**OGDEN REDEVELOPMENT AGENCY
2021-2022 ADOPTED BUDGET
FISCAL YEAR REVENUE BUDGET
HINCKLEY AIRPORT**

	<u>2020 ACTUAL</u>	<u>2021 7-MO ACTUAL</u>	<u>2021 ADOPTED</u>	<u>2022 BUDGET</u>
INTEREST				
GENERAL	8,740	-	4,500	4,500
<i>Interest income if any is earned on positive cash balances.</i>				
	<u>8,740</u>	<u>-</u>	<u>4,500</u>	<u>4,500</u>
TAXES				
PROPERTY TAXES	173,286	161,259	165,000	186,250
<i>Property Taxes are assessed within the Hinckley Airport Tax Increment District to fund improvements</i>				
	<u>173,286</u>	<u>161,259</u>	<u>165,000</u>	<u>186,250</u>
HINCKLEY AIRPORT TOTAL	<u>182,026</u>	<u>161,259</u>	<u>169,500</u>	<u>190,750</u>

OGDEN REDEVELOPMENT AGENCY
2021-2022 ADOPTED BUDGET

**SUMMARY OF DEPARTMENTAL EXPENDITURES
HINCKLEY AIRPORT**

	<u>2020 ACTUAL</u>	<u>2021 7-MO ACTUAL</u>	<u>2021 ADOPTED</u>	<u>2022 BUDGET</u>
COMMUNITY AND ECONOMIC DEVELOPMENT				
OTHER OPERATING EXPENSE	40,485	-	169,500	135,200
OPERATING TRANSFERS	-	-	-	55,550
	<u>40,485</u>	<u>-</u>	<u>169,500</u>	<u>190,750</u>

DIVISION SUMMARY

COMMUNITY AND ECONOMIC DEVELOPMENT				
TAX INCREMENT DISTRICTS	40,485	-	169,500	190,750
	<u>40,485</u>	<u>-</u>	<u>169,500</u>	<u>190,750</u>

FUNDING SOURCES

COMMUNITY AND ECONOMIC DEVELOPMENT			
INTEREST INCOME		4,500	4,500
TAX REVENUE		165,000	186,250
		<u>169,500</u>	<u>190,750</u>

SOUTH WALL ECONOMIC DEV PROJECT AREA



OGDEN REDEVELOPMENT AGENCY
2021-2022 ADOPTED BUDGET
SUMMARY OF REVENUES AND EXPENDITURES
SOUTH WALL ECONOMIC DEV AREA

	2020 ACTUAL	2021 ADOPTED	2022 BUDGET
SOUTH WALL ECONOMIC DEV AREA			
REVENUES			
INTEREST	2,099	750	750
TAXES	123,988	116,000	134,375
	<u>126,087</u>	<u>116,750</u>	<u>135,125</u>
EXPENDITURES			
TAX INCREMENT DISTRICTS	100,169	116,750	135,125
	<u>100,169</u>	<u>116,750</u>	<u>135,125</u>

OGDEN REDEVELOPMENT AGENCY
2021-2022 ADOPTED BUDGET
FISCAL YEAR REVENUE BUDGET
SOUTH WALL ECONOMIC DEVELOPMENT AREA

	2020 ACTUAL	2021 7-MO ACTUAL	2021 ADOPTED	2022 BUDGET
INTEREST				
GENERAL	2,099	-	750	750
<i>Interest income if any is earned on positive cash balances.</i>				
	<u>2,099</u>	<u>-</u>	<u>750</u>	<u>750</u>
TAXES				
PROPERTY TAXES	123,988	116,431	116,000	134,375
<i>Property Taxes are assessed within the South Wall Economic Development Area to fund improvements.</i>				
	<u>123,988</u>	<u>116,431</u>	<u>116,000</u>	<u>134,375</u>
SOUTH WALL ECONOMIC DEV AREA TOTAL	<u>126,088</u>	<u>116,431</u>	<u>116,750</u>	<u>135,125</u>

OGDEN REDEVELOPMENT AGENCY
2021-2022 ADOPTED BUDGET

**SUMMARY OF DEPARTMENTAL EXPENDITURES
SOUTH WALL ECONOMIC DEVELOPMENT AREA**

	<u>2020 ACTUAL</u>	<u>2021 7-MO ACTUAL</u>	<u>2021 ADOPTED</u>	<u>2022 BUDGET</u>
COMMUNITY AND ECONOMIC DEVELOPMENT				
CHARGES FOR SERVICES	-	-	-	-
OTHER OPERATING EXPENSE	88,044	-	116,750	93,125
OPERATING TRANSFERS	12,125	-	-	42,000
	<u>100,169</u>	<u>-</u>	<u>116,750</u>	<u>135,125</u>

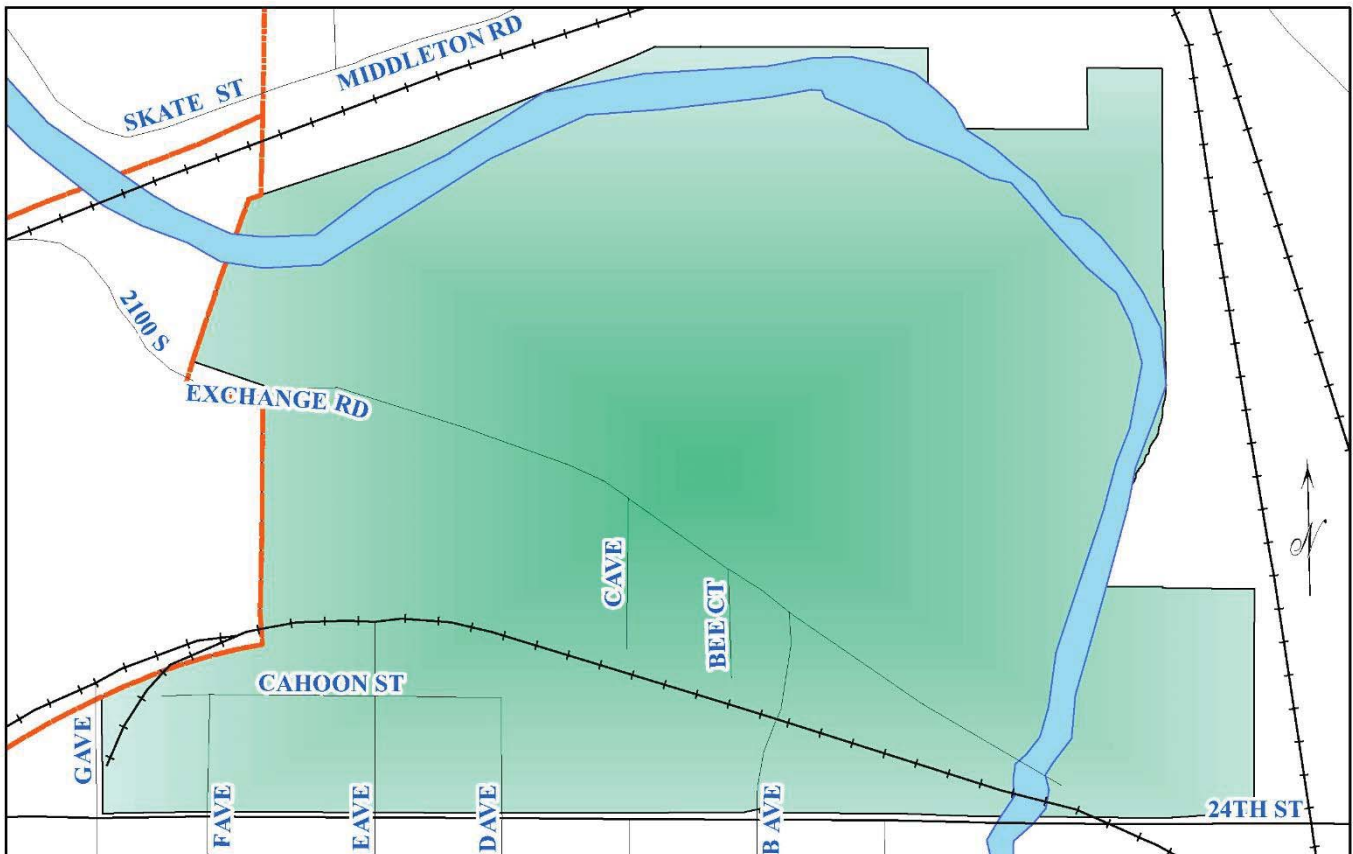
DIVISION SUMMARY

COMMUNITY AND ECONOMIC DEVELOPMENT				
TAX INCREMENT DISTRICTS	100,169	-	116,750	135,125
	<u>100,169</u>	<u>-</u>	<u>116,750</u>	<u>135,125</u>

FUNDING SOURCES

COMMUNITY AND ECONOMIC DEVELOPMENT			
INTEREST INCOME		750	750
TAX REVENUE		116,000	134,375
		<u>116,750</u>	<u>135,125</u>

TRACKLINE ECONOMIC DEV PROJECT AREA



OGDEN REDEVELOPMENT AGENCY
2021-2022 ADOPTED BUDGET
SUMMARY OF REVENUES AND EXPENDITURES
TRACKLINE ECONOMIC DEV AREA

	2020 ACTUAL	2021 ADOPTED	2022 BUDGET
TRACKLINE ECONOMIC DEV AREA			
REVENUES			
INTEREST	(16,667)	-	-
MISCELLANEOUS	436,647	-	-
OTHER FINANCING SOURCES	902,975	92,000	145,850
TAXES	386,157	365,000	400,700
	<u>1,709,113</u>	<u>457,000</u>	<u>546,550</u>
EXPENDITURES			
TAX INCREMENT DISTRICTS	1,892,857	457,000	546,550
	<u>1,892,857</u>	<u>457,000</u>	<u>546,550</u>

**OGDEN REDEVELOPMENT AGENCY
2021-2022 ADOPTED BUDGET
FISCAL YEAR REVENUE BUDGET
TRACKLINE ECONOMIC DEVELOPMENT AREA**

	<u>2020 ACTUAL</u>	<u>2021 7-MO ACTUAL</u>	<u>2021 ADOPTED</u>	<u>2022 BUDGET</u>
INTEREST				
GENERAL	(16,667)	9	-	-
<i>Interest income if any is earned on positive cash balances.</i>				
	<u>(16,667)</u>	<u>9</u>	<u>-</u>	<u>-</u>
MISCELLANEOUS				
OTHER	436,647	-	-	-
<i>Miscellaneous revenue includes earnest money deposited by developers within the Trackline EDA .</i>				
	<u>436,647</u>	<u>-</u>	<u>-</u>	<u>-</u>
OTHER FINANCING SOURCES				
FUND BALANCE/CARRYOVER	-	-	-	51,850
<i>Fund balance carryover is the use of fund balance to help cover operating expenses.</i>				
TRANSFERS	902,975	92,000	92,000	94,000
<i>Other financing sources are interagency transfers from Ogden City to help cover contract obligations.</i>				
	<u>902,975</u>	<u>92,000</u>	<u>92,000</u>	<u>145,850</u>
TAXES				
PROPERTY TAXES	386,157	347,297	365,000	400,700
<i>Property Taxes are assessed within the Trackline Economic Development Area to fund improvements.</i>				
	<u>386,157</u>	<u>347,297</u>	<u>365,000</u>	<u>400,700</u>
TRACKLINE ECONOMIC DEV AREA TOTAL	<u>1,709,113</u>	<u>439,307</u>	<u>457,000</u>	<u>546,550</u>

OGDEN REDEVELOPMENT AGENCY
2021-2022 ADOPTED BUDGET

**SUMMARY OF DEPARTMENTAL EXPENDITURES
TRACKLINE ECONOMIC DEVELOPMENT AREA**

	<u>2020 ACTUAL</u>	<u>2021 7-MO ACTUAL</u>	<u>2021 ADOPTED</u>	<u>2022 BUDGET</u>
COMMUNITY AND ECONOMIC DEVELOPMENT				
CHARGES FOR SERVICES	-	-	-	129,350
OTHER OPERATING EXPENSE	170,230	-	94,350	317,000
DEBT SERVICE	604,952	271,378	271,400	-
LAND	1,028,865	752,230	-	-
IMPROVEMENTS	-	-	-	-
OPERATING TRANSFERS	88,810	-	91,250	100,200
	<u>1,892,857</u>	<u>1,023,608</u>	<u>457,000</u>	<u>546,550</u>

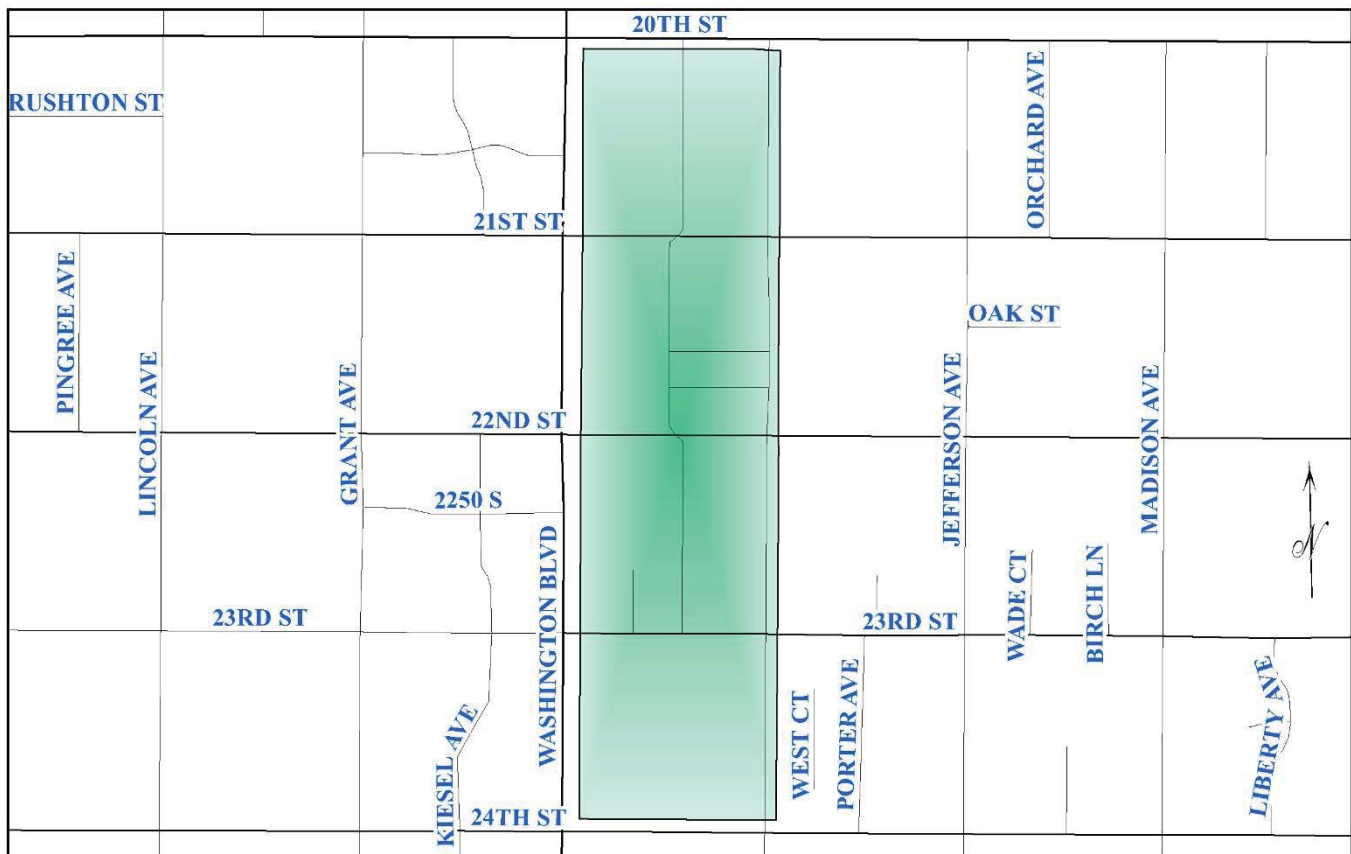
DIVISION SUMMARY

COMMUNITY AND ECONOMIC DEVELOPMENT				
TAX INCREMENT DISTRICTS	1,892,857	1,023,608	457,000	546,550
	<u>1,892,857</u>	<u>1,023,608</u>	<u>457,000</u>	<u>546,550</u>

FUNDING SOURCES

COMMUNITY AND ECONOMIC DEVELOPMENT			
INTEREST	-	-	-
MISCELLANEOUS	-	-	-
OTHER FINANCING SOURCES	92,000	145,850	-
TAX REVENUE	365,000	400,700	-
	<u>457,000</u>	<u>546,550</u>	<u>546,550</u>

EAST WASHINGTON URBAN RENEWAL AREA



OGDEN REDEVELOPMENT AGENCY
2021-2022 ADOPTED BUDGET
SUMMARY OF REVENUES AND EXPENDITURES
EAST WASHINGTON URBAN RENEWAL AREA

	2020 ACTUAL	2021 ADOPTED	2022 BUDGET
EAST WASHINGTON URBAN RENEWAL AREA			
REVENUES			
INTEREST	9,120	6,100	6,100
TAXES	327,290	306,000	346,825
	<u>336,410</u>	<u>312,100</u>	<u>352,925</u>
EXPENDITURES			
TAX INCREMENT DISTRICTS	210,572	312,100	352,925
	<u>210,572</u>	<u>312,100</u>	<u>352,925</u>

OGDEN REDEVELOPMENT AGENCY
2021-2022 ADOPTED BUDGET
FISCAL YEAR REVENUE BUDGET
EAST WASHINGTON URBAN RENEWAL AREA

	<u>2020 ACTUAL</u>	<u>2021 7-MO ACTUAL</u>	<u>2021 ADOPTED</u>	<u>2022 BUDGET</u>
INTEREST				
GENERAL	9,120	-	6,100	6,100
<i>Interest income if any is earned on positive cash balances.</i>				
	<u>9,120</u>	<u>-</u>	<u>6,100</u>	<u>6,100</u>
TAXES				
PROPERTY TAXES	327,290	300,359	306,000	346,825
<i>Property Taxes are assessed within the East Washington Urban Renewal Area to fund improvements.</i>				
	<u>327,290</u>	<u>300,359</u>	<u>306,000</u>	<u>346,825</u>
EAST WASHINGTON URBAN RENEWAL AREA TOTAL	<u>336,410</u>	<u>300,359</u>	<u>312,100</u>	<u>352,925</u>

OGDEN REDEVELOPMENT AGENCY
2021-2022 ADOPTED BUDGET

**SUMMARY OF DEPARTMENTAL EXPENDITURES
EAST WASHINGTON URBAN RENEWAL AREA**

	<u>2020 ACTUAL</u>	<u>2021 7-MO ACTUAL</u>	<u>2021 ADOPTED</u>	<u>2022 BUDGET</u>
COMMUNITY AND ECONOMIC DEVELOPMENT				
OTHER OPERATING EXPENSE	136,931	-	243,250	274,875
LAND	-	-	-	-
OPERATING TRANSFERS	73,640	-	68,850	78,050
	<u>210,571</u>	<u>-</u>	<u>312,100</u>	<u>352,925</u>

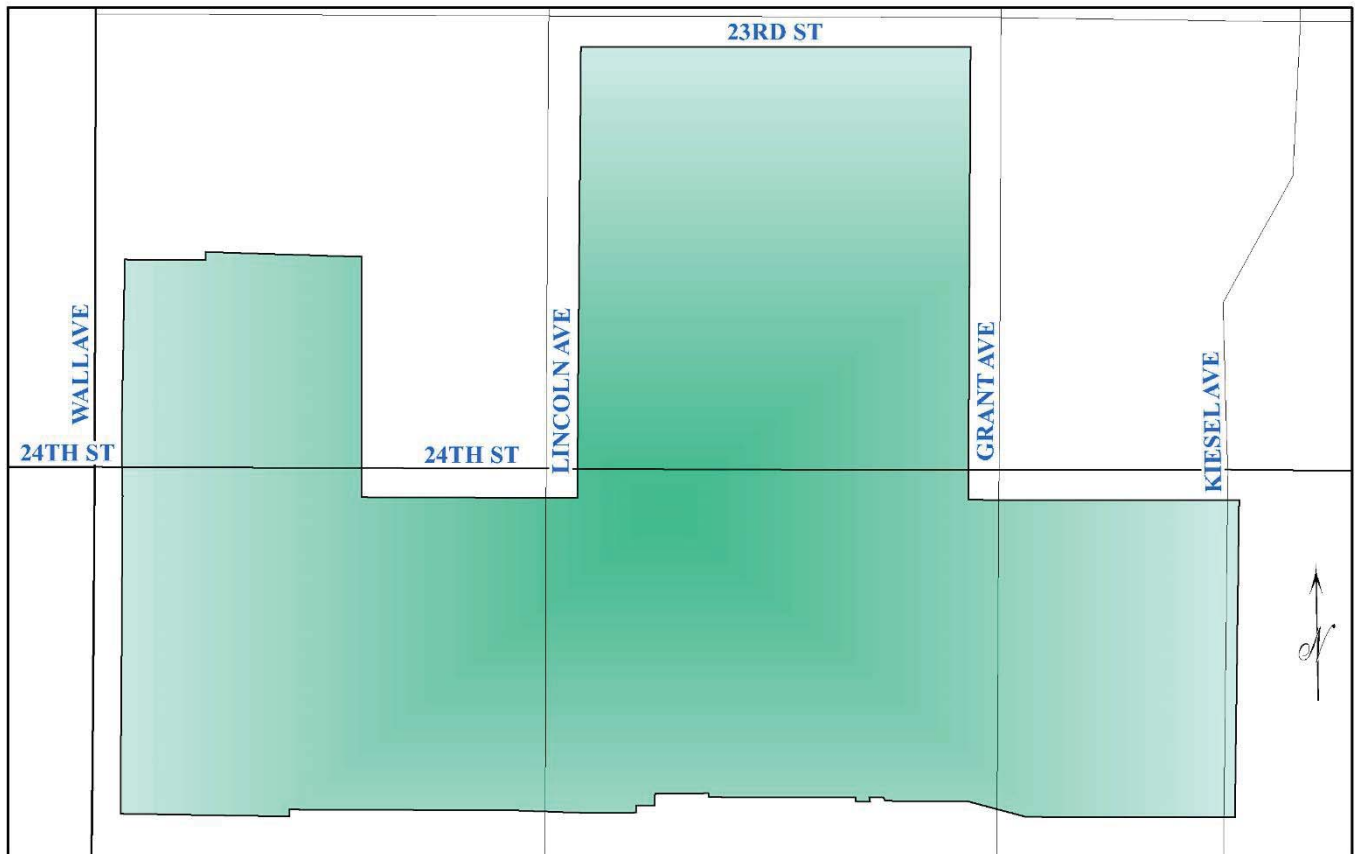
DIVISION SUMMARY

COMMUNITY AND ECONOMIC DEVELOPMENT				
TAX INCREMENT DISTRICTS	210,571	-	312,100	352,925
	<u>210,571</u>	<u>-</u>	<u>312,100</u>	<u>352,925</u>

FUNDING SOURCES

COMMUNITY AND ECONOMIC DEVELOPMENT			
INTEREST INCOME		6,100	6,100
TAX REVENUE		306,000	346,825
TRANSFER FROM OTHER FUNDS		-	-
		<u>312,100</u>	<u>352,925</u>

KIESEL COMMUNITY DEV PROJECT AREA



OGDEN REDEVELOPMENT AGENCY
2021-2022 ADOPTED BUDGET
SUMMARY OF REVENUES AND EXPENDITURES
KIESEL COMMUNITY DEVELOPMENT PROJECT AREA

	2020 ACTUAL	2021 ADOPTED	2022 BUDGET
KIESEL COMMUNITY DEVELOPMENT PROJECT AREA			
REVENUES			
INTEREST	6,236	3,600	3,600
TAXES	372,064	358,925	381,875
	<u>378,300</u>	<u>362,525</u>	<u>385,475</u>
EXPENDITURES			
TAX INCREMENT DISTRICTS	414,380	362,525	385,475
	<u>414,380</u>	<u>362,525</u>	<u>385,475</u>

**OGDEN REDEVELOPMENT AGENCY
2021-2022 ADOPTED BUDGET
FISCAL YEAR REVENUE BUDGET
KIESEL COMMUNITY DEVELOPMENT PROJECT AREA**

	<u>2020 ACTUAL</u>	<u>2021 7-MO ACTUAL</u>	<u>2021 ADOPTED</u>	<u>2022 BUDGET</u>
INTEREST				
GENERAL	6,236	-	3,600	3,600
<i>Interest income if any is earned on positive cash balances.</i>				
	<u>6,236</u>	<u>-</u>	<u>3,600</u>	<u>3,600</u>
TAXES				
PROPERTY TAXES	372,064	334,222	358,925	381,875
<i>Property Taxes are assessed within the Kiesel Community Development Project Area to fund improvements.</i>				
	<u>372,064</u>	<u>334,222</u>	<u>358,925</u>	<u>381,875</u>
KIESEL COMMUNITY DEVELOPMENT PROJECT AREA TOTAL	<u>378,300</u>	<u>334,222</u>	<u>362,525</u>	<u>385,475</u>

OGDEN REDEVELOPMENT AGENCY
2021-2022 ADOPTED BUDGET

**SUMMARY OF DEPARTMENTAL EXPENDITURES
KIESEL COMMUNITIY DEVELOPMENT PROJECT AREA**

	<u>2020 ACTUAL</u>	<u>2021 7-MO ACTUAL</u>	<u>2021 ADOPTED</u>	<u>2022 BUDGET</u>
COMMUNITY AND ECONOMIC DEVELOPMENT				
OTHER OPERATING EXPENSE	49,593	-	254,825	270,900
CHARGES FOR SERVICES	269,161	88,554	-	-
OPERATING TRANSFERS	95,626	-	107,700	114,575
	<u>414,380</u>	<u>88,554</u>	<u>362,525</u>	<u>385,475</u>

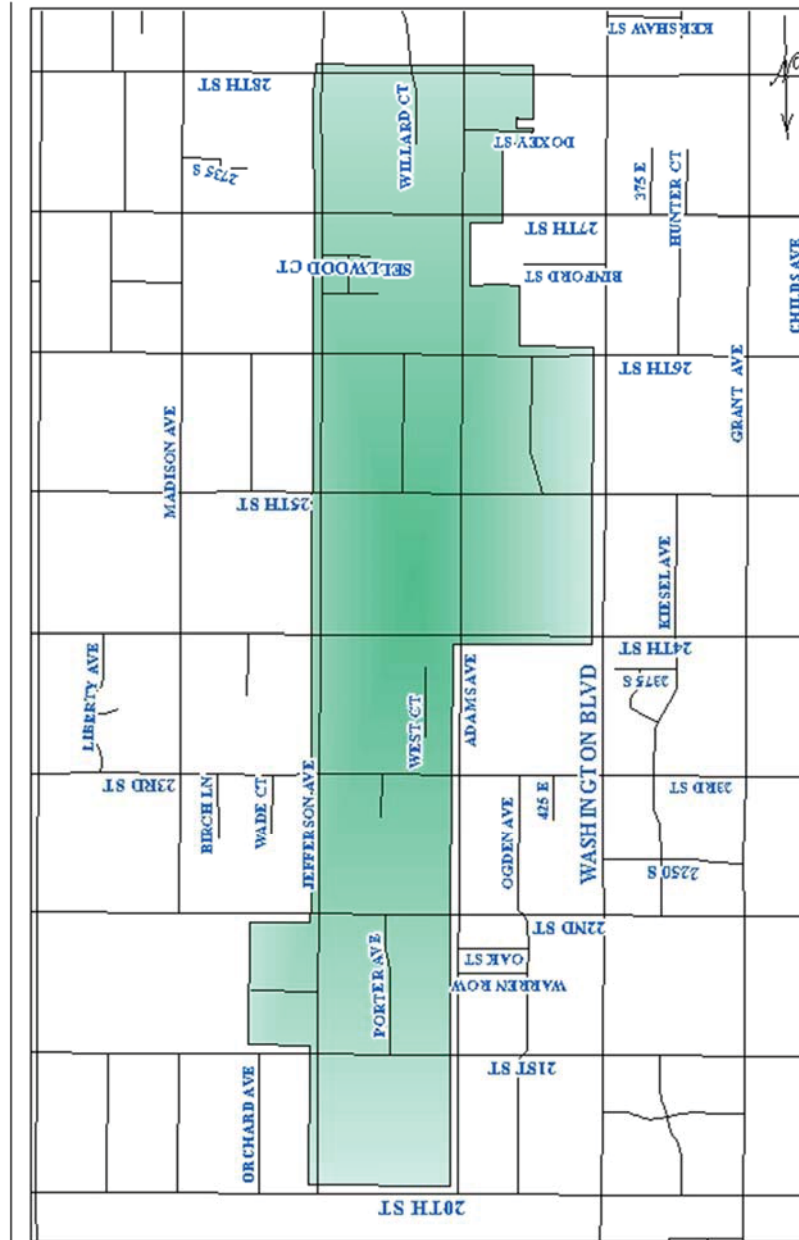
DIVISION SUMMARY

COMMUNITY AND ECONOMIC DEVELOPMENT				
TAX INCREMENT DISTRICTS	414,380	88,554	362,525	385,475
	<u>414,380</u>	<u>88,554</u>	<u>362,525</u>	<u>385,475</u>

FUNDING SOURCES

COMMUNITY AND ECONOMIC DEVELOPMENT			
INTEREST INCOME		3,600	3,600
TAX REVENUE		358,925	381,875
TRANSFER FROM OTHER FUNDS		-	-
		<u>362,525</u>	<u>385,475</u>

ADAMS COMMUNITY REINVESTMENT AREA



OGDEN REDEVELOPMENT AGENCY
2021-2022 ADOPTED BUDGET
SUMMARY OF REVENUES AND EXPENDITURES
ADAMS COMMUNITY REINVESTMENT AREA

	2020 ACTUAL	2021 ADOPTED	2022 BUDGET
ADAMS COMMUNITY REINVESTMENT AREA			
REVENUES			
INTEREST	3,416	100	100
OTHER FINANCING SOURCES	135,000	-	-
TAXES	295,484	279,000	229,000
	<u>433,900</u>	<u>279,100</u>	<u>229,100</u>
EXPENDITURES			
TAX INCREMENT DISTRICTS	223,645	279,100	229,100
	<u>223,645</u>	<u>279,100</u>	<u>229,100</u>

**OGDEN REDEVELOPMENT AGENCY
2021-2022 ADOPTED BUDGET
FISCAL YEAR REVENUE BUDGET
ADAMS COMMUNITY REINVESTMENT AREA**

	<u>2020 ACTUAL</u>	<u>2021 7-MO ACTUAL</u>	<u>2021 ADOPTED</u>	<u>2022 BUDGET</u>
INTEREST				
GENERAL	3,416	-	100	100
<i>Interest income if any is earned on positive cash balances.</i>				
	<u>3,416</u>	<u>-</u>	<u>100</u>	<u>100</u>
OTHER FINANCING SOURCES				
TRANSFERS	135,000	-	-	-
<i>Other financing sources are interagency transfers from Ogden City to help cover contract obligations.</i>				
	<u>135,000</u>	<u>-</u>	<u>-</u>	<u>-</u>
TAXES				
PROPERTY TAXES	295,484	392,148	279,000	229,000
<i>Property Taxes are assessed within the Adams Community Reinvestment Area to fund improvements.</i>				
	<u>295,484</u>	<u>392,148</u>	<u>279,000</u>	<u>229,000</u>
ADAMS COMMUNITY REINVESTMENT AREA TOTAL	<u>433,900</u>	<u>392,148</u>	<u>279,100</u>	<u>229,100</u>

OGDEN REDEVELOPMENT AGENCY
2021-2022 ADOPTED BUDGET

**SUMMARY OF DEPARTMENTAL EXPENDITURES
ADAMS COMMUNITY REINVESTMENT AREA**

	<u>2020 ACTUAL</u>	<u>2021 7-MO ACTUAL</u>	<u>2021 ADOPTED</u>	<u>2022 BUDGET</u>
COMMUNITY AND ECONOMIC DEVELOPMENT				
OTHER OPERATING EXPENSE	135,000	30,934	195,400	160,400
IMPROVEMENTS	-	-	-	-
OPERATING TRANSFERS	88,645	-	83,700	68,700
	<u>223,645</u>	<u>30,934</u>	<u>279,100</u>	<u>229,100</u>

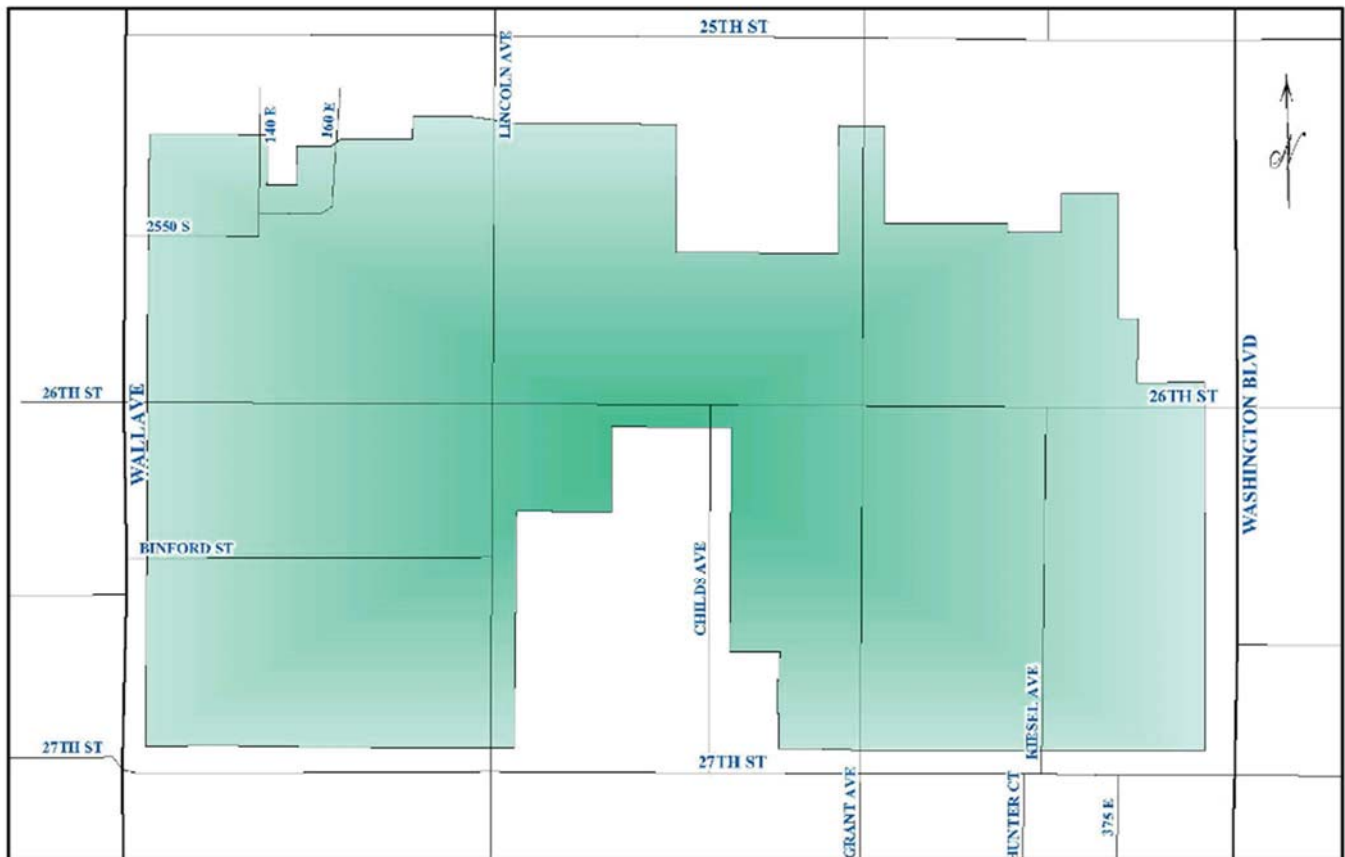
DIVISION SUMMARY

COMMUNITY AND ECONOMIC DEVELOPMENT				
TAX INCREMENT DISTRICTS	223,645	30,934	279,100	229,100
	<u>223,645</u>	<u>30,934</u>	<u>279,100</u>	<u>229,100</u>

FUNDING SOURCES

COMMUNITY AND ECONOMIC DEVELOPMENT			
INTEREST INCOME		100	100
OTHER FINANCING SOURCES		-	-
TAX REVENUE		279,000	229,000
		<u>279,100</u>	<u>229,100</u>

CONTINENTAL COMMUNITY REINVESTMENT AREA



OGDEN REDEVELOPMENT AGENCY
2021-2022 ADOPTED BUDGET
SUMMARY OF REVENUES AND EXPENDITURES
CONTINENTAL COMMUNITY REINVESTMENT AREA

	2020 ACTUAL	2021 ADOPTED	2022 BUDGET
CONTINENTAL COMMUNITY REINVESTMENT AREA			
REVENUES			
INTEREST	4,095	-	-
OTHER FINANCING SOURCES	1,074,325	60,200	60,200
TAXES	-	-	84,825
	<u>1,078,420</u>	<u>60,200</u>	<u>145,025</u>
EXPENDITURES			
TAX INCREMENT DISTRICTS	984,047	60,200	145,025
	<u>984,047</u>	<u>60,200</u>	<u>145,025</u>

**OGDEN REDEVELOPMENT AGENCY
2021-2022 ADOPTED BUDGET
FISCAL YEAR REVENUE BUDGET
CONTINENTAL COMMUNITY REINVESTMENT AREA**

	<u>2020 ACTUAL</u>	<u>2021 7-MO ACTUAL</u>	<u>2021 ADOPTED</u>	<u>2022 BUDGET</u>
CHARGES FOR SERVICES				
LEASE REVENUE	-	1,020	-	-
<i>Lease Revenue records the revenue from leasing operation from Guffey Home Loans & James Bishop.</i>				
	<u>-</u>	<u>1,020</u>	<u>-</u>	<u>-</u>
INTEREST				
GENERAL	4,095	-	-	-
<i>Interest income if any is earned on positive cash balances.</i>				
	<u>4,095</u>	<u>-</u>	<u>-</u>	<u>-</u>
OTHER FINANCING SOURCES				
BOND AND LOAN PROCEEDS	729,000	-	-	-
<i>Bond and loan proceeds are generally specified for a specific purpose.</i>				
TRANSFERS	345,325	60,200	60,200	60,200
<i>Other financing sources are interagency transfers from Ogden City to help cover contract obligations.</i>				
	<u>1,074,325</u>	<u>-</u>	<u>60,200</u>	<u>60,200</u>
TAXES				
PROPERTY TAXES	-	71,245	-	84,825
<i>Property Taxes are assessed within the Continental Community Reinvestment Area to fund improvements.</i>				
	<u>-</u>	<u>71,245</u>	<u>-</u>	<u>84,825</u>
CONTINENTAL COMMUNITY REINVESTMENT AREA TOTAL	<u>1,078,419</u>	<u>72,265</u>	<u>60,200</u>	<u>145,025</u>

OGDEN REDEVELOPMENT AGENCY
2021-2022 ADOPTED BUDGET

**SUMMARY OF DEPARTMENTAL EXPENDITURES
CONTINENTAL COMMUNITY REINVESTMENT AREA**

	<u>2020 ACTUAL</u>	<u>2021 7-MO ACTUAL</u>	<u>2021 ADOPTED</u>	<u>2022 BUDGET</u>
COMMUNITY AND ECONOMIC DEVELOPMENT				
OTHER OPERATING EXPENSES	-	-	-	62,750
DEBT	67,494	35,119	60,200	60,200
LAND	916,553	-	-	-
IMPROVEMENTS	-	181	-	-
OPERATING TRANSFERS	-	-	-	22,075
	<u>984,047</u>	<u>35,300</u>	<u>60,200</u>	<u>145,025</u>

DIVISION SUMMARY

COMMUNITY AND ECONOMIC DEVELOPMENT				
TAX INCREMENT DISTRICTS	984,047	35,300	60,200	145,025
	<u>984,047</u>	<u>35,300</u>	<u>60,200</u>	<u>145,025</u>

FUNDING SOURCES

COMMUNITY AND ECONOMIC DEVELOPMENT			
INTEREST INCOME		-	-
OTHER FINANCING SOURCES		60,200	60,200
TAXES		-	84,825
		<u>60,200</u>	<u>145,025</u>

RDA HOUSING FUND

OGDEN REDEVELOPMENT AGENCY
2021-2022 ADOPTED BUDGET
SUMMARY OF REVENUES AND EXPENDITURES
RDA HOUSING

	2020 ACTUAL	2021 ADOPTED	2022 BUDGET
RDA HOUSING			
REVENUES			
CHARGES FOR SERVICES	100,745	-	-
INTEREST	7,483	3,275	3,275
MISCELLANEOUS	289,758	-	-
OTHER FINANCING SOURCES	2,947,724	1,375,750	1,821,800
	<u>3,345,710</u>	<u>1,379,025</u>	<u>1,825,075</u>
EXPENDITURES			
OGDEN RDA GENERAL OPERATIONS	2,704,494	1,379,025	1,825,075
	<u>2,704,494</u>	<u>1,379,025</u>	<u>1,825,075</u>

**OGDEN REDEVELOPMENT AGENCY
2021-2022 ADOPTED BUDGET
FISCAL YEAR REVENUE BUDGET
RDA HOUSING**

	<u>2020 ACTUAL</u>	<u>2021 7-MO ACTUAL</u>	<u>2021 ADOPTED</u>	<u>2022 BUDGET</u>
CHARGES FOR SERVICES				
LEASE REVENUE	100,745	-	-	-
<i>Lease Revenue received from Weber County</i>				
	<u>100,745</u>	<u>-</u>	<u>-</u>	<u>-</u>
INTEREST				
GENERAL	7,483	-	3,275	3,275
<i>Interest income if any is earned on positive cash balances.</i>				
	<u>7,483</u>	<u>-</u>	<u>3,275</u>	<u>3,275</u>
MISCELLANEOUS				
SALE OF ASSETS	289,758	40,075	-	-
<i>Sale of Assets revenue is generated through the occasional sale of fixed assets</i>				
	<u>289,758</u>	<u>40,075</u>	<u>-</u>	<u>-</u>
OTHER FINANCING SOURCES				
FUND BALANCE/CARRYOVER	1,505,000	-	-	-
<i>Fund balance carryover is the use of fund balance to help cover operating expenses for the RDA Housing fund.</i>				
INTERFUND TRANSFERS	1,442,724	1,080,775	1,375,750	1,821,800
<i>Housing funds from the various RDA Districts are transferred to the RDA Housing Fund.</i>				
	<u>2,947,724</u>	<u>1,080,775</u>	<u>1,375,750</u>	<u>1,821,800</u>
RDA HOUSING TOTAL	<u>3,345,711</u>	<u>1,120,850</u>	<u>1,379,025</u>	<u>1,825,075</u>

OGDEN REDEVELOPMENT AGENCY
2021-2022 ADOPTED BUDGET

**SUMMARY OF DEPARTMENTAL EXPENDITURES
RDA HOUSING**

	<u>2020 ACTUAL</u>	<u>2021 7-MO ACTUAL</u>	<u>2021 ADOPTED</u>	<u>2022 BUDGET</u>
COMMUNITY AND ECONOMIC DEVELOPMENT				
CHARGES FOR SERVICES	350,175	-	-	-
OTHER OPERATING EXPENSES	75,654	8,236	148,250	594,950
IMPROVEMENTS	1,029,642	127,543	-	-
LAND	1,495,084	-	-	-
DEBT SERVICE	-396,061	736,157	1,080,775	980,125
OPERATING TRANSFERS	150,000	-	150,000	150,000
INTERAGENCY TRANSFERS	-	-	-	100,000
	<u>2,704,494</u>	<u>871,936</u>	<u>1,379,025</u>	<u>1,825,075</u>

DIVISION SUMMARY

RDA				
OGDEN RDA GENERAL OPERATIONS	2,704,494	871,936	1,379,025	1,825,075
	<u>2,704,494</u>	<u>871,936</u>	<u>1,379,025</u>	<u>1,825,075</u>

FUNDING SOURCES

RDA			
INTEREST INCOME		3,275	3,275
TRANSFERS		1,375,750	1,821,800
FUND BALANCE/CARRYOVER		-	-
		<u>1,379,025</u>	<u>1,825,075</u>